



**WE DREAM
YOUR DREAM**
Rich Lighting

WWW.RICHLIGHTING.NET



 info.richlighting@gmail.com

 +66 95 090 4565

 [richlighting](https://www.instagram.com/richlighting)



2019-2020 CATALOGUE

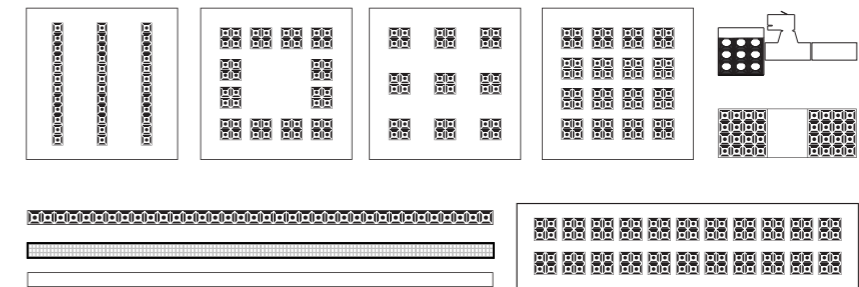
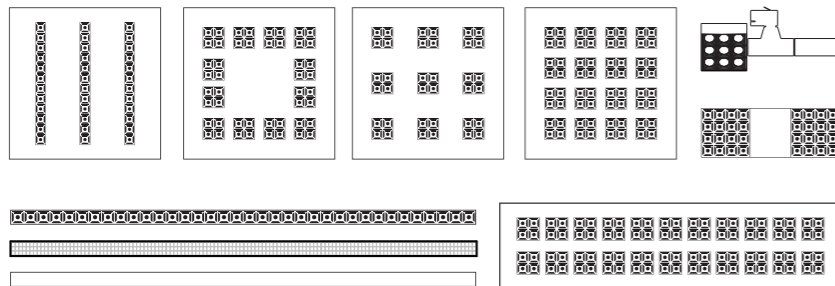
2019-2020



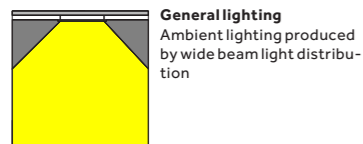



01 PANCO
59 LOCO
137 MUCO
241 NACO
321 TOCO
403 GRILLE
415 FOCO
443 DECO
459 MODULE
471 CUSTOMIZED PRODUCT

The comfortable & efficient office lighting

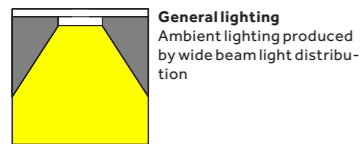
PANCO



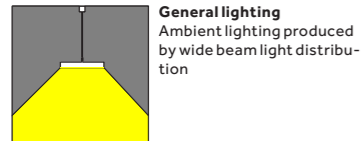
PANCO Square



General lighting
Ambient lighting produced by wide beam light distribution



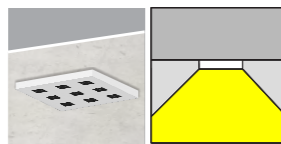
General lighting
Ambient lighting produced by wide beam light distribution



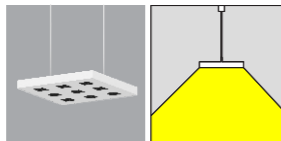
General lighting
Ambient lighting produced by wide beam light distribution



Recessed downlighting
Wide beam, light distribution for general lighting.



Surface-mounted downlighting
Wide beam, light distribution for general lighting.





Pendant downlighting
Wide beam, light distribution for general lighting.

LED module
28W - 58W
2240-6000lm
Light distribution: Wide flood

LED module
28W - 58W
2240-6000lm
Light distribution: Wide flood

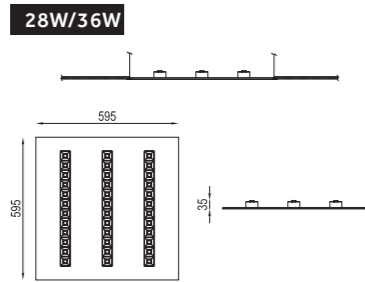
LED module
28W - 58W
2240-6000lm
Light distribution: Wide flood

modularization is easy for exchanging the color temperature or reflector.



PANCO Square series innovational lighting with recessed, surface, pendant mounted and modularization convertibility, High uniformity wide beam, UGR<19 and conventional luminaires can simply be replaced by exchanging them 1:1. Pendant installation, linear series and LED modularization meet diversified design in the public building, office, shopping mall and educational lighting.

PANCO Recessed Square



Regular Optional
Black White/Matt silver

Suitable for AC220-240V 50/60Hz
Single: IP20
Control: On/Off, 1-10V, Dali dimming;
Lifetime 35000-50000H

28W TH-025-1106

Lumen: 2240-2660lm, 4000K CRI>80 Efficacy up to: 95 lm/W

Driver	Version	Optics	LED	Finishes
01 On/Off	700mA MAX: 28W	Wide	3000K CRI>90 SDCM<3	White
02 1-10V dimming			4000K CRI>90 SDCM<3	Grey
03 Dali dimming			5000K CRI>80 SDCM<3	Black

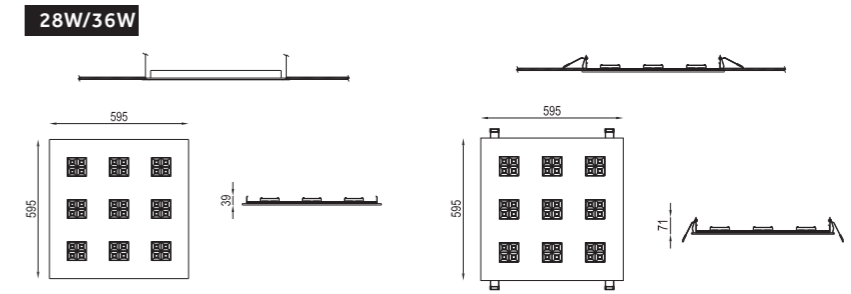

36W TH-032-1106

Lumen: 2960-3500lm, 4000K CRI>80 Efficacy up to: 95 lm/W

Driver	Version	Optics	LED	Finishes
01 On/Off	900mA MAX: 36W	Wide	3000K CRI>90 SDCM<3	White
02 1-10V dimming			4000K CRI>90 SDCM<3	Grey
03 Dali dimming			5000K CRI>80 SDCM<3	Black

* More details available on request

PANCO Recessed Square



Regular Optional
Black White/Matt silver

L570XW570
Max: 30

Suitable for AC220-240V 50/60Hz
Single: IP20
Control: On/Off, 1-10V, Dali dimming;
Lifetime 35000-50000H

28W TH-025-1132/TH-025-1231 (Matched with perforated ceiling)

Lumen: 2240-2660lm, 4000K CRI>80 Efficacy up to: 95 lm/W

Driver	Version	Optics	LED	Finishes
01 On/Off	700mA MAX: 28W	Wide	3000K CRI>90 SDCM<3	White
02 1-10V dimming			4000K CRI>90 SDCM<3	Grey
03 Dali dimming			5000K CRI>80 SDCM<3	Black

36W TH-032-1132/TH-032-1231 (Matched with perforated ceiling)

Lumen: 2960-3500lm, 4000K CRI>80 Efficacy up to: 95 lm/W

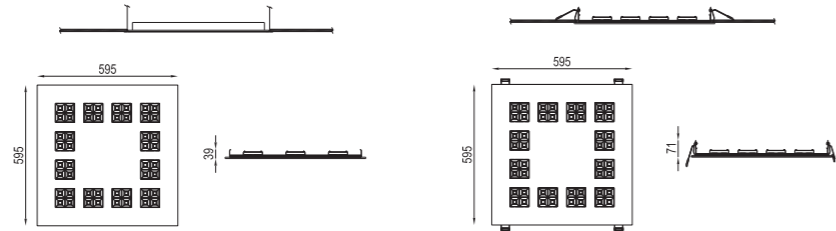
Driver	Version	Optics	LED	Finishes
01 On/Off	900mA MAX: 36W	Wide	3000K CRI>90 SDCM<3	White
02 1-10V dimming			4000K CRI>90 SDCM<3	Grey
03 Dali dimming			5000K CRI>80 SDCM<3	Black

* More details available on request

PANCO Recessed Square



28W/36W/44W



Regular Optional
Black White/Matt silver

L570XW570
Max:30

Suitable for AC220-240V 50/60Hz
Single: IP20
Control: On/Off, 1-10V, Dali dimming;
Lifetime 35000-50000H

28W TH-025-1107/TH-025-1232 (Matched with perforated ceiling) Lumen: 2240-2660 lm, 4000K CRI>80 Efficacy up to: 95 lm/W

Driver	Version	Optics	LED	Finishes
01 On/Off	700mA MAX: 28W	Wide	3000K CRI>90 SDCM<3	White
02 1-10V dimming			4000K CRI>90 SDCM<3	Grey
03 Dali dimming			5000K CRI>80 SDCM<3	Black

36W TH-032-1107/TH-032-1232 (Matched with perforated ceiling) Lumen: 2960-3500 lm, 4000K CRI>80 Efficacy up to: 95 lm/W

Driver	Version	Optics	LED	Finishes
01 On/Off	900mA MAX: 36W	Wide	3000K CRI>90 SDCM<3	White
02 1-10V dimming			4000K CRI>90 SDCM<3	Grey
03 Dali dimming			5000K CRI>80 SDCM<3	Black

44W TH-039-1107/TH-039-1232 (Matched with perforated ceiling) Lumen: 3520-4200 lm, 4000K CRI>80 Efficacy up to: 95 lm/W

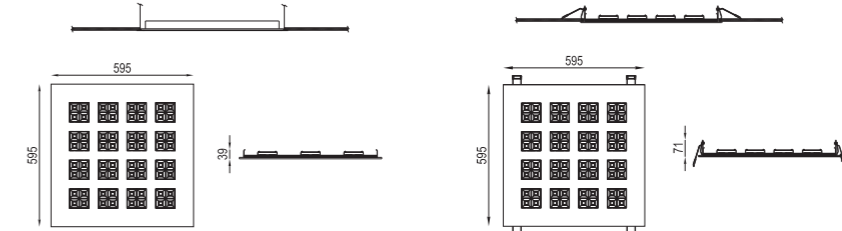
Driver	Version	Optics	LED	Finishes
01 On/Off	1050mA MAX: 44W	Wide	3000K CRI>90 SDCM<3	White
02 1-10V dimming			4000K CRI>90 SDCM<3	Grey
03 Dali dimming			5000K CRI>80 SDCM<3	Black

* More details available on request

PANCO Recessed Square



36W/44W/58W



Regular Optional
Black White/Matt silver

L570XW570
Max:30

Suitable for AC220-240V 50/60Hz
Single: IP20
Control: On/Off, 1-10V, Dali dimming;
Lifetime 35000-50000H

36W TH-032-1133/TH-032-1233 (Matched with perforated ceiling) Lumen: 2960-3500 lm, 4000K CRI>80 Efficacy up to: 95 lm/W

Driver	Version	Optics	LED	Finishes
01 On/Off	900mA MAX: 36W	Wide	3000K CRI>90 SDCM<3	White
02 1-10V dimming			4000K CRI>90 SDCM<3	Grey
03 Dali dimming			5000K CRI>80 SDCM<3	Black

44W TH-039-1133/TH-039-1233 (Matched with perforated ceiling) Lumen: 3520-4200 lm, 4000K CRI>80 Efficacy up to: 95 lm/W

Driver	Version	Optics	LED	Finishes
01 On/Off	1050mA MAX: 44W	Wide	3000K CRI>90 SDCM<3	White
02 1-10V dimming			4000K CRI>90 SDCM<3	Grey
03 Dali dimming			5000K CRI>80 SDCM<3	Black

58W TH-050-1133/TH-050-1233 (Matched with perforated ceiling) Lumen: 4640-5500 lm, 4000K CRI>80 Efficacy up to: 95 lm/W

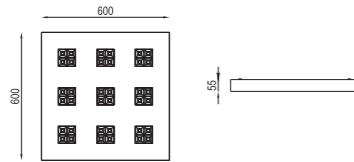
Driver	Version	Optics	LED	Finishes
01 On/Off	1400mA MAX: 58W	Wide	3000K CRI>90 SDCM<3	White
02 1-10V dimming			4000K CRI>90 SDCM<3	Grey
03 Dali dimming			5000K CRI>80 SDCM<3	Black

* More details available on request

PANCO Surface-mounted Square



28W/36W



Regular Optional
Black White/Matt silver

Suitable for AC220-240V 50/60Hz
Single: IP20
Control: On/Off, 1-10V, Dali dimming;
Lifetime 35000-50000H

28W MZ-025-1143

Lumen: 2240-2660 lm, 4000K CRI>80 Efficacy up to: 95 lm/W

Driver	Version	Optics	LED	Finishes
01 On/Off	700mA MAX: 28W	Wide	3000K CRI>90 SDCM<3	White
02 1-10V dimming			4000K CRI>90 SDCM<3	Grey
03 Dali dimming			5000K CRI>80 SDCM<3	Black


36W MZ-032-1143

Lumen: 2960-3500 lm, 4000K CRI>80 Efficacy up to: 95 lm/W

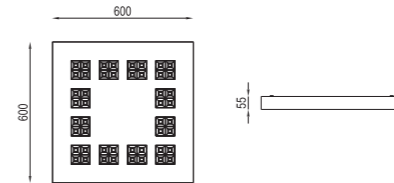
Driver	Version	Optics	LED	Finishes
01 On/Off	900mA MAX: 36W	Wide	3000K CRI>90 SDCM<3	White
02 1-10V dimming			4000K CRI>90 SDCM<3	Grey
03 Dali dimming			5000K CRI>80 SDCM<3	Black

* More details available on request

PANCO Surface-mounted Square



28W/36W/44W



Regular Optional
Black White/Matt silver

Suitable for AC220-240V 50/60Hz
Single: IP20
Control: On/Off, 1-10V, Dali dimming;
Lifetime 35000-50000H

28W MZ-025-1142

Lumen: 2240-2660 lm, 4000K CRI>80 Efficacy up to: 95 lm/W

Driver	Version	Optics	LED	Finishes
01 On/Off	700mA MAX: 28W	Wide	3000K CRI>90 SDCM<3	White
02 1-10V dimming			4000K CRI>90 SDCM<3	Grey
03 Dali dimming			5000K CRI>80 SDCM<3	Black

36W MZ-032-1142

Lumen: 2960-3500 lm, 4000K CRI>80 Efficacy up to: 95 lm/W

Driver	Version	Optics	LED	Finishes
01 On/Off	900mA MAX: 36W	Wide	3000K CRI>90 SDCM<3	White
02 1-10V dimming			4000K CRI>90 SDCM<3	Grey
03 Dali dimming			5000K CRI>80 SDCM<3	Black

44W MZ-039-1142

Lumen: 3520-4200 lm, 4000K CRI>80 Efficacy up to: 95 lm/W

Driver	Version	Optics	LED	Finishes
01 On/Off	1050mA MAX: 44W	Wide	3000K CRI>90 SDCM<3	White
02 1-10V dimming			4000K CRI>90 SDCM<3	Grey
03 Dali dimming			5000K CRI>80 SDCM<3	Black

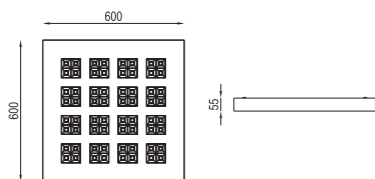
* More details available on request

PANCO Surface-mounted Square



Regular Optional
Black White/Matt silver

36W/44W/58W



Suitable for AC220-240V 50/60Hz
Single: IP20
Control: On/Off, 1-10V, Dali dimming;
Lifetime 35000-50000H

36W MZ-025-1144

Lumen: 2960-3500 lm, 4000K CRI>80 Efficacy up to: 95 lm/W

Driver	Version	Optics	LED	Finishes
01 On/Off	900mA MAX: 36W	Wide	3000K CRI>90 SDCM<3	White
02 1-10V dimming			4000K CRI>90 SDCM<3	Grey
03 Dali dimming			5000K CRI>80 SDCM<3	Black

44W MZ-032-1144

Lumen: 3520-4200 lm, 4000K CRI>80 Efficacy up to: 95 lm/W

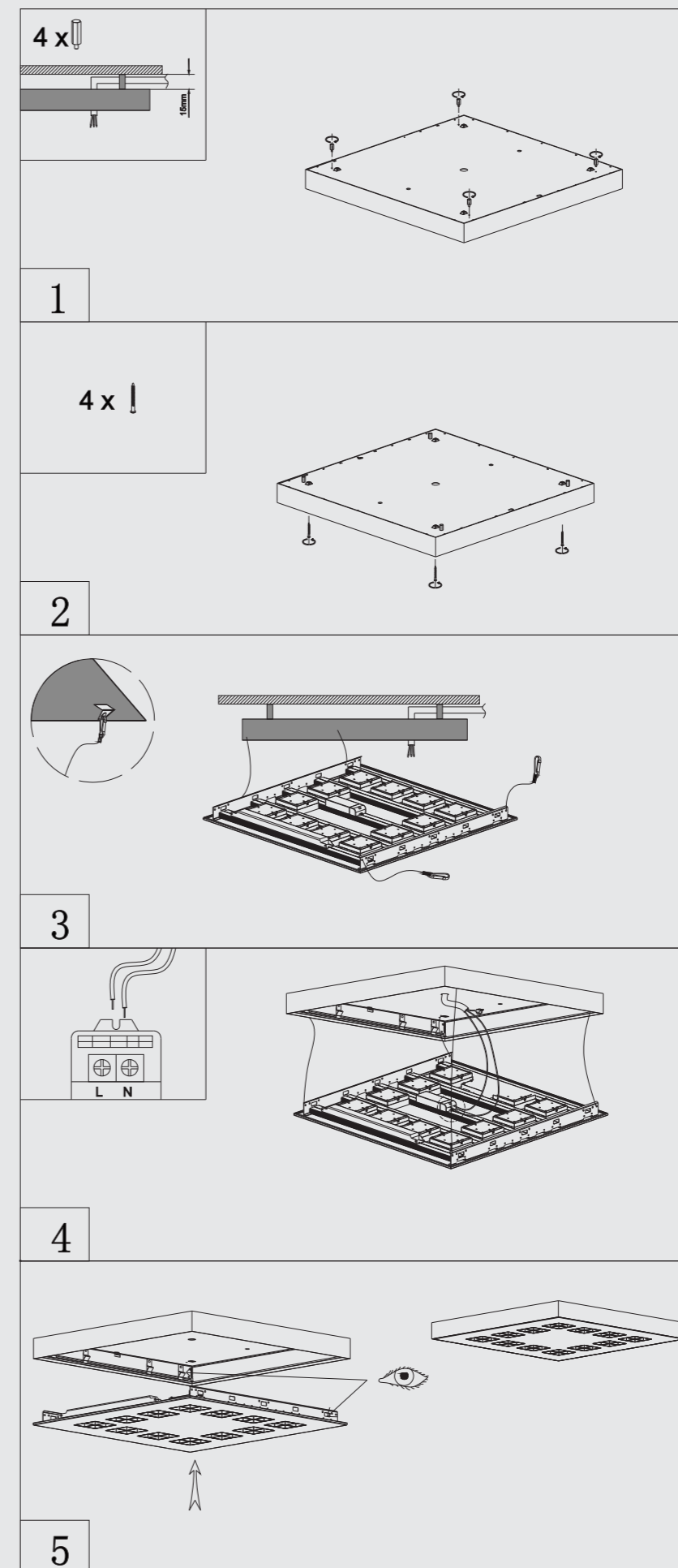
Driver	Version	Optics	LED	Finishes
01 On/Off	1050mA MAX: 44W	Wide	3000K CRI>90 SDCM<3	White
02 1-10V dimming			4000K CRI>90 SDCM<3	Grey
03 Dali dimming			5000K CRI>80 SDCM<3	Black

58W MZ-050-1144

Lumen: 4640-5500 lm, 4000K CRI>80 Efficacy up to: 95 lm/W

Driver	Version	Optics	LED	Finishes
01 On/Off	1400mA MAX: 58W	Wide	3000K CRI>90 SDCM<3	White
02 1-10V dimming			4000K CRI>90 SDCM<3	Grey
03 Dali dimming			5000K CRI>80 SDCM<3	Black

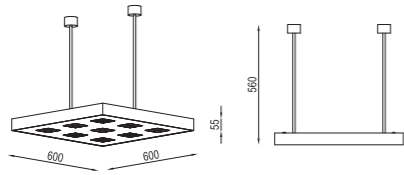
* More details available on request



PANCO Pendant Square



28W/36W



Regular Optional
Black White/Matt silver

Suitable for AC220-240V 50/60Hz
Single: IP20
Control: On/Off, 1-10V, Dali dimming;
Lifetime 35000-50000H

28W DD-025-1203

Lumen: 2240-2660lm, 4000K CRI>80 Efficacy up to: 95lm/W

Driver	Version	Optics	LED	Finishes
01 On/Off	700mA MAX: 28W	Wide	3000K CRI>90 SDCM<3	White
02 1-10V dimming			4000K CRI>90 SDCM<3	Grey
03 Dali dimming			5000K CRI>80 SDCM<3	Black


36W DD-032-1203

Lumen: 2960-3500lm, 4000K CRI>80 Efficacy up to: 95lm/W

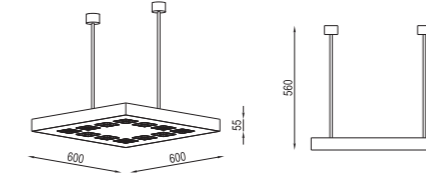
Driver	Version	Optics	LED	Finishes
01 On/Off	900mA MAX: 36W	Wide	3000K CRI>90 SDCM<3	White
02 1-10V dimming			4000K CRI>90 SDCM<3	Grey
03 Dali dimming			5000K CRI>80 SDCM<3	Black

* More details available on request

PANCO Pendant Square



28W/36W/44W



Regular Optional
Black White/Matt silver

Suitable for AC220-240V 50/60Hz
Single: IP20
Control: On/Off, 1-10V, Dali dimming;
Lifetime 35000-50000H

28W DD-025-1204

Lumen: 2240-2660lm, 4000K CRI>80 Efficacy up to: 95lm/W

Driver	Version	Optics	LED	Finishes
01 On/Off	700mA MAX: 28W	Wide	3000K CRI>90 SDCM<3	White
02 1-10V dimming			4000K CRI>90 SDCM<3	Grey
03 Dali dimming			5000K CRI>80 SDCM<3	Black

36W DD-032-1204

Lumen: 2960-3500lm, 4000K CRI>80 Efficacy up to: 95lm/W

Driver	Version	Optics	LED	Finishes
01 On/Off	900mA MAX: 36W	Wide	3000K CRI>90 SDCM<3	White
02 1-10V dimming			4000K CRI>90 SDCM<3	Grey
03 Dali dimming			5000K CRI>80 SDCM<3	Black

44W DD-039-1204

Lumen: 3520-4200lm, 4000K CRI>80 Efficacy up to: 95lm/W

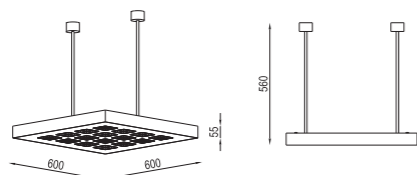
Driver	Version	Optics	LED	Finishes
01 On/Off	1050mA MAX: 44W	Wide	3000K CRI>90 SDCM<3	White
02 1-10V dimming			4000K CRI>90 SDCM<3	Grey
03 Dali dimming			5000K CRI>80 SDCM<3	Black

* More details available on request

PANCO Pendant Square



36W/44W/58W



Regular Optional
Black White/Matt silver

Suitable for AC220-240V 50/60Hz
Single: IP20
Control: On/Off, 1-10V, Dali dimming;
Lifetime 35000-50000H

36W DD-032-1205

Lumen: 2960-3500 lm, 4000K CRI>80 Efficacy up to: 95 lm/W

Driver	Version	Optics	LED	Finishes
01 On/Off	900mA MAX: 36W	Wide	3000K CRI>90 SDCM<3	White
02 1-10V dimming			4000K CRI>90 SDCM<3	Grey
03 Dali dimming			5000K CRI>80 SDCM<3	Black

44W DD-039-1205

Lumen: 3520-4200 lm, 4000K CRI>80 Efficacy up to: 95 lm/W

Driver	Version	Optics	LED	Finishes
01 On/Off	1050mA MAX: 44W	Wide	3000K CRI>90 SDCM<3	White
02 1-10V dimming			4000K CRI>90 SDCM<3	Grey
03 Dali dimming			5000K CRI>80 SDCM<3	Black

58W DD-050-1205


Lumen: 4640-5500 lm, 4000K CRI>80 Efficacy up to: 95 lm/W

Driver	Version	Optics	LED	Finishes
01 On/Off	1400mA MAX: 58W	Wide	3000K CRI>90 SDCM<3	White
02 1-10V dimming			4000K CRI>90 SDCM<3	Grey
03 Dali dimming			5000K CRI>80 SDCM<3	Black

* More details available on request

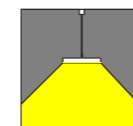

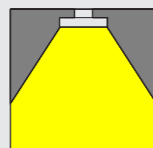
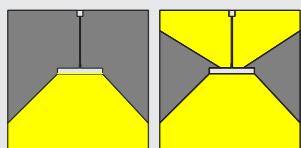


PANCO Rectangle

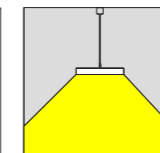



Pendant

Surface-mounted

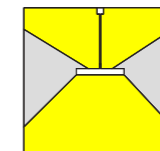


General lighting
Ambient lighting produced by wide beam light distribution



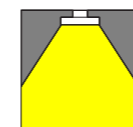
Pendant downlights
Wide beam light distribution for the illumination of large areas from a short distance.

LED module
28W - 58W
2240-5000 lm
Light distribution: Wide flood

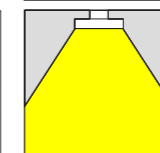


Pendant downlights direct/indirect
Wide beam light distribution for general lighting and indirect component for ceiling illumination.

LED module
72W - 102W
5760-9500 lm
Light distribution: Wide flood





General lighting
Ambient lighting produced by wide beam light distribution



Surface-mounted downlights
Wide beam, light distribution for general lighting

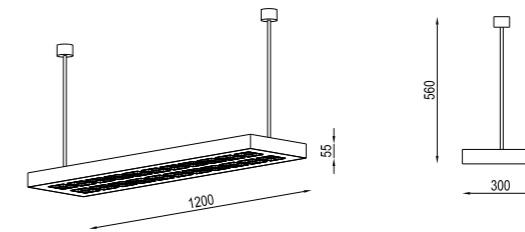
LED module
28W - 58W
2240-5000 lm
Light distribution: Wide flood



Regular Optional
Black White/Matt silver

Suitable for AC220-240V 50/60Hz
Single: IP20
Control: On/Off, 1-10V, Dali dimming;
Lifetime 35000-50000H

88W/102W



88W DD-082-1206

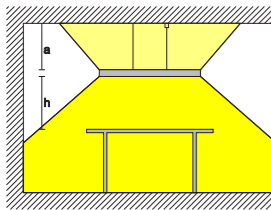
Lumen: 7040-8360 lm, 4000K CRI>80 Efficacy up to: 95 lm/W

Driver	Version	Optics	LED	Finishes
01 On/Off	MAX: 88W	Wide	3000K CRI>90 SDCM<3	White
02 1-10V dimming			4000K CRI>90 SDCM<3	Grey
03 Dali dimming			5000K CRI>80 SDCM<3	Black

102W DD-089-1206

Lumen: 8160-9500 lm, 4000K CRI>80 Efficacy up to: 95 lm/W

Driver	Version	Optics	LED	Finishes
01 On/Off	MAX: 102W	Wide	3000K CRI>90 SDCM<3	White
02 1-10V dimming			4000K CRI>90 SDCM<3	Grey
03 Dali dimming			5000K CRI>80 SDCM<3	Black

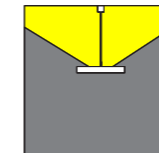
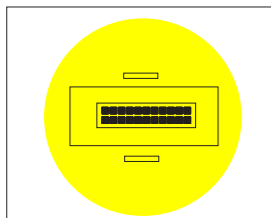
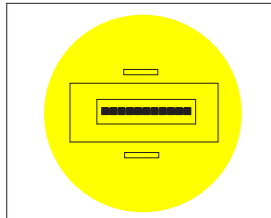


Pendant lighting
To achieve a high level of uniformity and good facial recognition when illuminating single workstations, pendant luminaires with extra wide flood light distribution should be suspended at a height (h) of approx. 1.6m above the desk plane.

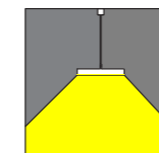
Arrangement: $h > 1.6m$
 $a > 0.5m$

Application area: illumination of desks, counters and conference tables.

Pendant luminaires with extra wide flood light distribution produce superb uniformity when arranged centrally above the table



LED module:
800mA 48V MAX: 44W



LED module:
1200mA 36V MAX: 44W
1400mA 36V MAX: 58W

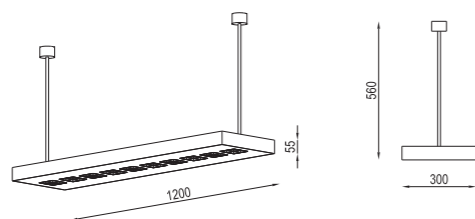
* More details available on request

PANCO Pendant Rectangle



Regular Optional
Black White/Matt silver

72W/80W

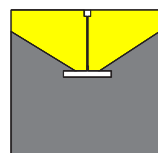


Suitable for AC220-240V 50/60Hz
Single: IP20
Control: On/Off, 1-10V, Dali dimming;
Lifetime 35000-50000H

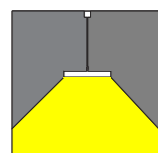
72W DD-063-1207

Lumen: 5840-6900 lm, 4000K CRI>80 Efficacy up to: 95 lm/W

Driver	Version	Optics	LED	Finishes
01 On/Off	MAX: 72W	Wide	3000K CRI>90 SDCM<3	White
02 1-10V dimming			4000K CRI>90 SDCM<3	Grey
03 Dali dimming			5000K CRI>80 SDCM<3	Black



LED module:
800mA 48V MAX: 44W



LED module:
700mA 36V MAX: 28W
900mA 36V MAX: 36W


80W DD-072-1207

Lumen: 6400-7600 lm, 4000K CRI>80 Efficacy up to: 95 lm/W

Driver	Version	Optics	LED	Finishes
01 On/Off	MAX: 80W	Wide	3000K CRI>90 SDCM<3	White
02 1-10V dimming			4000K CRI>90 SDCM<3	Grey
03 Dali dimming			5000K CRI>80 SDCM<3	Black

* More details available on request

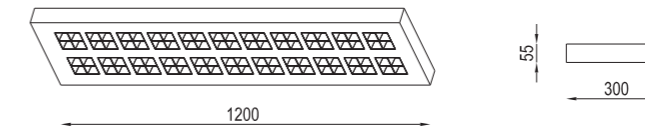




Regular Optional
Black White/Matt silver

Suitable for AC220-240V 50/60Hz
Single: IP20
Control: On/Off, 1-10V, Dali dimming;
Lifetime 35000-50000H

44W/58W



44W MZ-043-1149

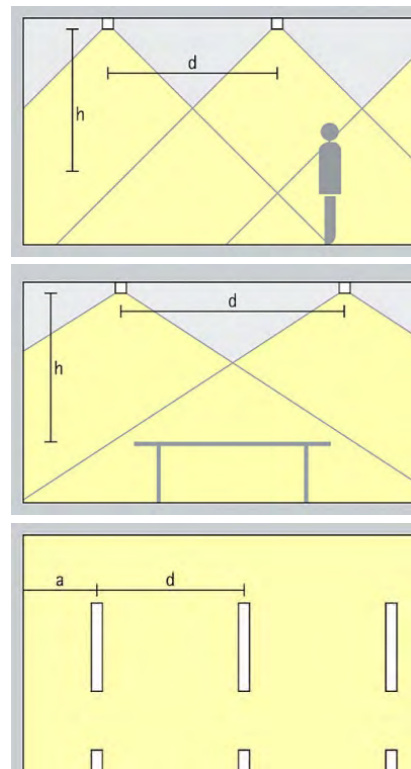
Lumen: 2240-2660 lm, 4000K CRI>80 Efficacy up to: 95 lm/W

Driver	Version	Optics	LED	Finishes
01 On/Off	1200mA MAX: 44W	Wide	3000K CRI>90 SDCM<3	White
02 1-10V dimming			4000K CRI>90 SDCM<3	Grey
03 Dali dimming			5000K CRI>80 SDCM<3	Black

58W MZ-050-1149

Lumen: 2960-3500 lm, 4000K CRI>80 Efficacy up to: 95 lm/W

Driver	Version	Optics	LED	Finishes
01 On/Off	1400mA MAX: 58W	Wide	3000K CRI>90 SDCM<3	White
02 1-10V dimming			4000K CRI>90 SDCM<3	Grey
03 Dali dimming			5000K CRI>80 SDCM<3	Black



General lighting

For the uniform illumination of office workplaces, the luminaire spacing (d) between two downlights may be up to 1.5 times the height (h) of the luminaire above the working plane (rough guide).

Arrangement: $d \geq 1.5 \times h$

The recommended offset from the wall is half the luminaire spacing.

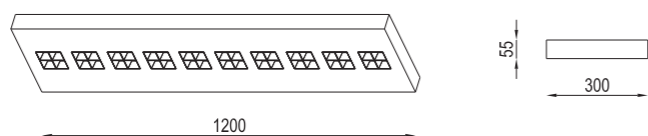
Arrangement: $a = d / 2$

* More details available on request

PANCO Surface-mounted Rectangle



28W/36W



Regular Optional
Black White/Matt silver

Suitable for AC220-240V 50/60Hz
Single: IP20
Control: On/Off, 1-10V, Dali dimming;
Lifetime 35000-50000H

28W MZ-025-1028

Lumen: 2240-2660 lm, 4000K CRI>80 Efficacy up to: 95 lm/W

Driver	Version	Optics	LED	Finishes
01 On/Off	700mA MAX:28W	Wide	3000K CRI>90 SDCM<3	White
02 1-10V dimming			4000K CRI>90 SDCM<3	Grey
03 Dali dimming			5000K CRI>80 SDCM<3	Black

36W MZ-032-1208

Lumen: 2960-3500 lm, 4000K CRI>80 Efficacy up to: 95 lm/W

Driver	Version	Optics	LED	Finishes
01 On/Off	900mA MAX:36W	Wide	3000K CRI>90 SDCM<3	White
02 1-10V dimming			4000K CRI>90 SDCM<3	Grey
03 Dali dimming			5000K CRI>80 SDCM<3	Black


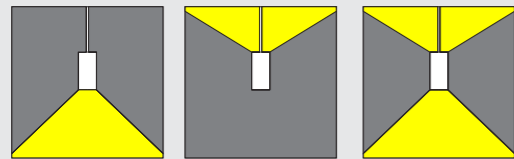
* More details available on request



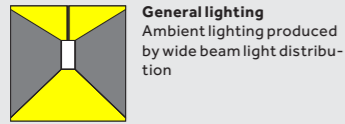
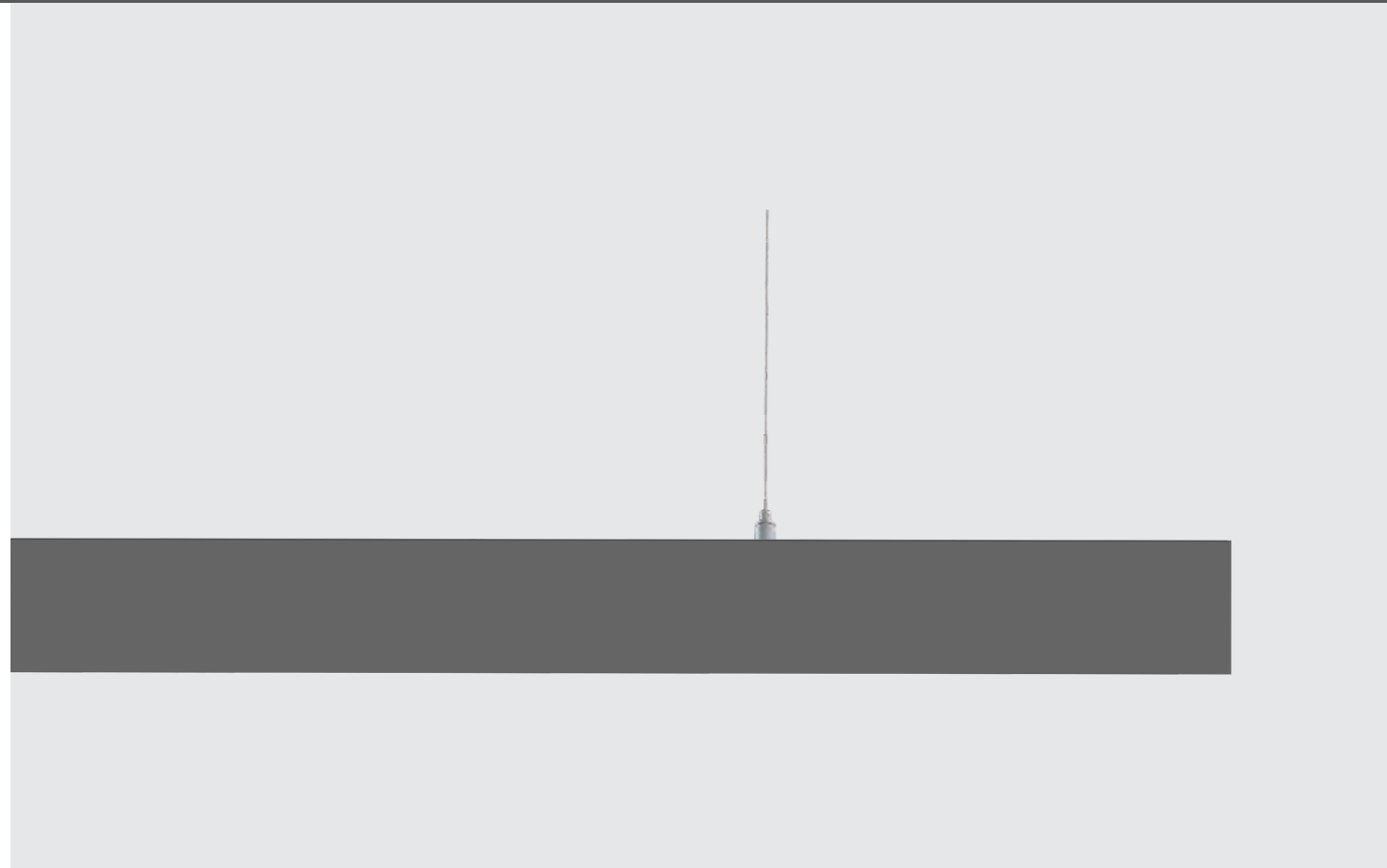
PANCO Pendant Linear



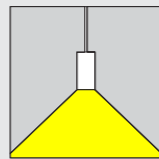
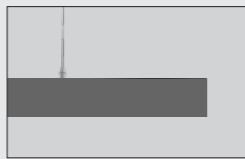
Pendant Linear



With 2 different lengths, PANCO Pendant Linear series has 3 different covers: anti-glare reflector, high-quality flexible PC which can cut any length and comb. Max 10 M in one circuit, different length PCB or N times one size. Various combinations joint by different connector and different length PCB. Create infinite possibilities and visual shock.

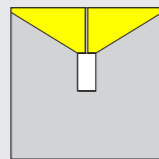


General lighting
Ambient lighting produced by wide beam light distribution



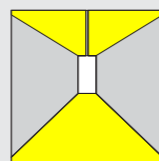
Pendant downlights
Wide beam, rotationally symmetrical light distribution for the illumination of large areas from a short distance.

LED module
20W - 58W
1300-4640 lm
Light distribution: Wide flood



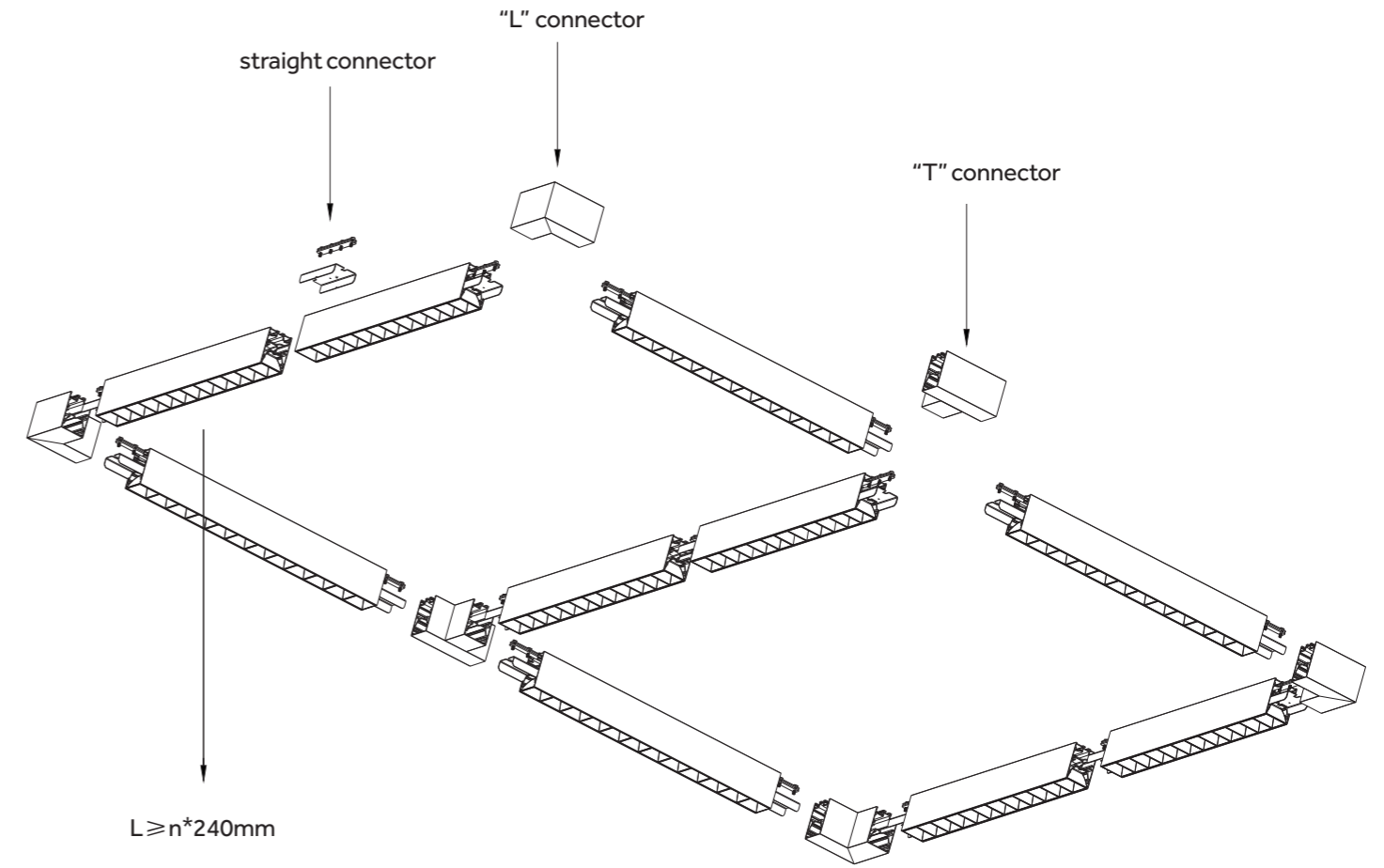
Pendant downlights
Wide rotationally symmetric light distribution for indirect component for ceiling illumination.

LED module
36W-58W
2340-4640 lm
Light distribution: Wide flood



Pendant downlights
Wide rotationally symmetric light distribution for general lighting and indirect component for ceiling illumination.

LED module
56W-116W
3640-9280 lm
Light distribution: Wide flood

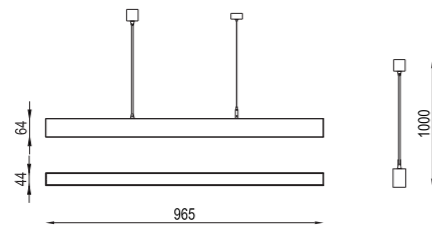


Connectors joint multi PANCO Pendant Linear series to be different lengths, like straight, L or T connectors, in order to create more different types, achieving high-end lighting design and lighting output. Max. 10 meters, combination can be many different length items. Easy combination provides more types.





56W/64W

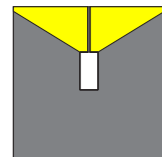


Suitable for AC220-240V 50/60Hz
Single: IP20
Control: On/Off, 1-10V, Dali dimming;
Lifetime 35000-50000H

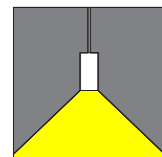
56W DD-050-1234

Lumen: 3640-4480lm, 4000K CRI>80 Efficacy up to: 80lm/W

Driver	Version	Optics	LED	Finishes
01 On/Off	MAX: 56W	Wide	3000K CRI>90 SDCM<3	White
02 1-10V dimming			4000K CRI>90 SDCM<3	Grey
03 Dali dimming			5000K CRI>80 SDCM<3	Black



LED module:
700mA 48V MAX: 36W



LED module:
350mA 48V MAX: 20W
500mA 48V MAX: 28W

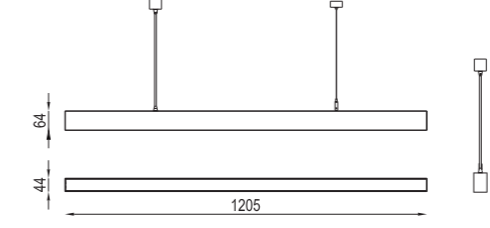
64W DD-058-1234

Lumen: 4160-5120lm, 4000K CRI>80 Efficacy up to: 80lm/W

Driver	Version	Optics	LED	Finishes
01 On/Off	MAX: 64W	Wide	3000K CRI>90 SDCM<3	White
02 1-10V dimming			4000K CRI>90 SDCM<3	Grey
03 Dali dimming			5000K CRI>80 SDCM<3	Black



64W/72W

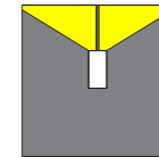


Suitable for AC220-240V 50/60Hz
Single: IP20
Control: On/Off, 1-10V, Dali dimming;
Lifetime 35000-50000H

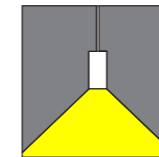
64W DD-058-1235

Lumen: 4160-5120lm, 4000K CRI>80 Efficacy up to: 80lm/W

Driver	Version	Optics	LED	Finishes
01 On/Off	MAX: 64W	Wide	3000K CRI>90 SDCM<3	White
02 1-10V dimming			4000K CRI>90 SDCM<3	Grey
03 Dali dimming			5000K CRI>80 SDCM<3	Black



LED module:
700mA 48V MAX: 36W



LED module:
500mA 48V MAX: 28W
700mA 48V MAX: 36W

72W DD-067-1235

Lumen: 4680-5760lm, 4000K CRI>80 Efficacy up to: 80lm/W

Driver	Version	Optics	LED	Finishes
01 On/Off	MAX: 72W	Wide	3000K CRI>90 SDCM<3	White
02 1-10V dimming			4000K CRI>90 SDCM<3	Grey
03 Dali dimming			5000K CRI>80 SDCM<3	Black

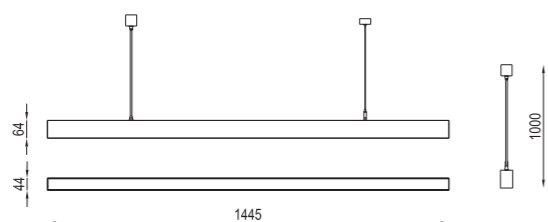
* More details available on request

* More details available on request

PANCO Pendant Linear



80W/92W

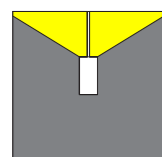


Suitable for AC220-240V 50/60Hz
Single: IP20
Control: On/Off, 1-10V, Dali dimming;
Lifetime 35000-50000H

80W DD-072-1236

Lumen: 5200-5680lm, 4000K CRI>80 Efficacy up to: 80lm/W

Driver	Version	Optics	LED	Finishes
01 On/Off	MAX: 80W	Wide	3000K CRI>90 SDCM<3	White
02 1-10V dimming			4000K CRI>90 SDCM<3	Grey
03 Dali dimming			5000K CRI>80 SDCM<3	Black

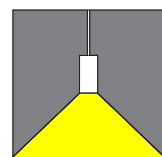


LED module:
800mA 48V MAX: 44W

92W DD-081-1236

Lumen: 5980-6400lm, 4000K CRI>80 Efficacy up to: 80lm/W

Driver	Version	Optics	LED	Finishes
01 On/Off	MAX: 92W	Wide	3000K CRI>90 SDCM<3	White
02 1-10V dimming			4000K CRI>90 SDCM<3	Grey
03 Dali dimming			5000K CRI>80 SDCM<3	Black



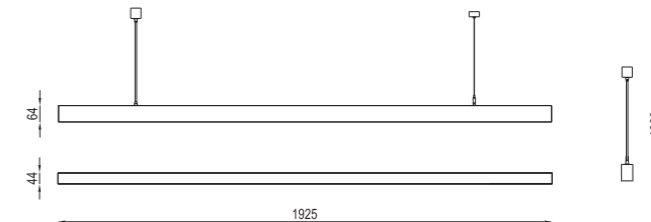
LED module:
700mA 48V MAX: 36W
900mA 48V MAX: 48W

* More details available on request

PANCO Pendant Linear



116W

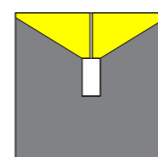


Suitable for AC220-240V 50/60Hz
Single: IP20
Control: On/Off, 1-10V, Dali dimming;
Lifetime 35000-50000H

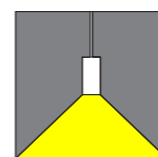
116W DD-100-1237

Lumen: 7540-9280lm, 4000K CRI>80 Efficacy up to: 80lm/W

Driver	Version	Optics	LED	Finishes
01 On/Off	MAX: 116W	Wide	3000K CRI>90 SDCM<3	White
02 1-10V dimming			4000K CRI>90 SDCM<3	Grey
03 Dali dimming			5000K CRI>80 SDCM<3	Black



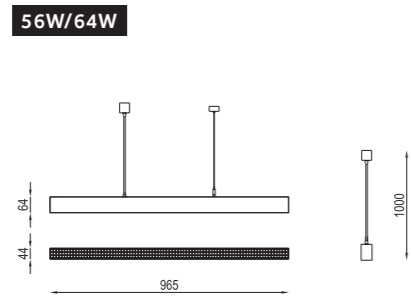
LED module:
1050mA 48V MAX: 58W



LED module:
1050mA 48V MAX: 58W

* More details available on request

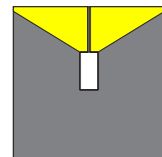
PANCO Pendant Linear



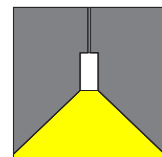
Suitable for AC220-240V 50/60Hz
Single: IP20
Control: On/Off, 1-10V, Dali dimming;
Lifetime 35000-50000H

56W DD-050-1199 Lumen: 3640-4480lm, 4000K CRI>80 Efficacy up to: 80lm/W

Driver	Version	Optics	LED	Finishes
01 On/Off	MAX: 56W	Wide	3000K CRI>90 SDCM<3	White
02 1-10V dimming			4000K CRI>90 SDCM<3	Grey
03 Dali dimming			5000K CRI>80 SDCM<3	Black



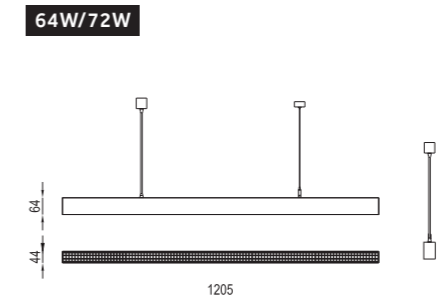
LED module:
700mA 48V MAX: 36W



LED module:
350mA 48V MAX: 20W
500mA 48V MAX: 28W

* More details available on request

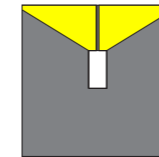
PANCO Pendant Linear



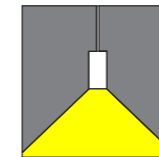
Suitable for AC220-240V 50/60Hz
Single: IP20
Control: On/Off, 1-10V, Dali dimming;
Lifetime 35000-50000H

64W DD-058-1200 Lumen: 4160-5120lm, 4000K CRI>80 Efficacy up to: 80lm/W

Driver	Version	Optics	LED	Finishes
01 On/Off	MAX: 64W	Wide	3000K CRI>90 SDCM<3	White
02 1-10V dimming			4000K CRI>90 SDCM<3	Grey
03 Dali dimming			5000K CRI>80 SDCM<3	Black



LED module:
700mA 48V MAX: 36W



LED module:
500mA 48V MAX: 28W
700mA 48V MAX: 36W

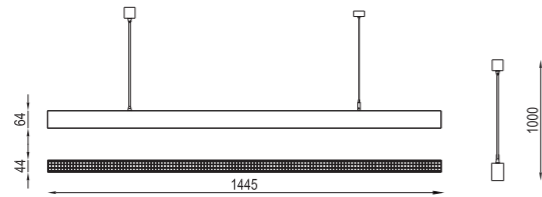
72W DD-067-1200 Lumen: 4680-5760lm, 4000K CRI>80 Efficacy up to: 80lm/W

Driver	Version	Optics	LED	Finishes
01 On/Off	MAX: 72W	Wide	3000K CRI>90 SDCM<3	White
02 1-10V dimming			4000K CRI>90 SDCM<3	Grey
03 Dali dimming			5000K CRI>80 SDCM<3	Black

* More details available on request



80W/92W

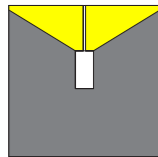


Suitable for AC220-240V 50/60Hz
Single: IP20
Control: On/Off, 1-10V, Dali dimming;
Lifetime 35000-50000H

80W DD-072-1201

Lumen: 5200-5680lm, 4000K CRI>80 Efficacy up to: 80lm/W

Driver	Version	Optics	LED	Finishes
01 On/Off	MAX: 80W	Wide	3000K CRI>90 SDCM<3	White
02 1-10V dimming			4000K CRI>90 SDCM<3	Grey
03 Dali dimming			5000K CRI>80 SDCM<3	Black

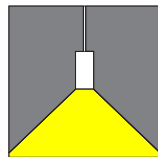


LED module:
800mA 48V MAX: 44W

92W DD-081-1201

Lumen: 5980-6400lm, 4000K CRI>80 Efficacy up to: 80lm/W

Driver	Version	Optics	LED	Finishes
01 On/Off	MAX: 92W	Wide	3000K CRI>90 SDCM<3	White
02 1-10V dimming			4000K CRI>90 SDCM<3	Grey
03 Dali dimming			5000K CRI>80 SDCM<3	Black

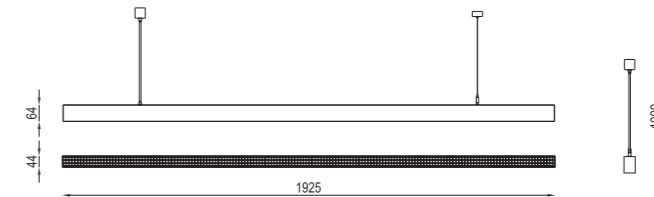


LED module:
700mA 48V MAX: 36W
900mA 48V MAX: 48W

* More details available on request



116W

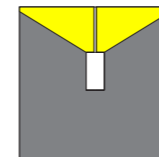


Suitable for AC220-240V 50/60Hz
Single: IP20
Control: On/Off, 1-10V, Dali dimming;
Lifetime 35000-50000H

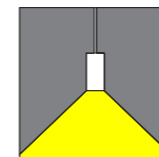
116W DD-100-1202

Lumen: 7540-9280lm, 4000K CRI>80 Efficacy up to: 80lm/W

Driver	Version	Optics	LED	Finishes
01 On/Off	MAX: 116W	Wide	3000K CRI>90 SDCM<3	White
02 1-10V dimming			4000K CRI>90 SDCM<3	Grey
03 Dali dimming			5000K CRI>80 SDCM<3	Black


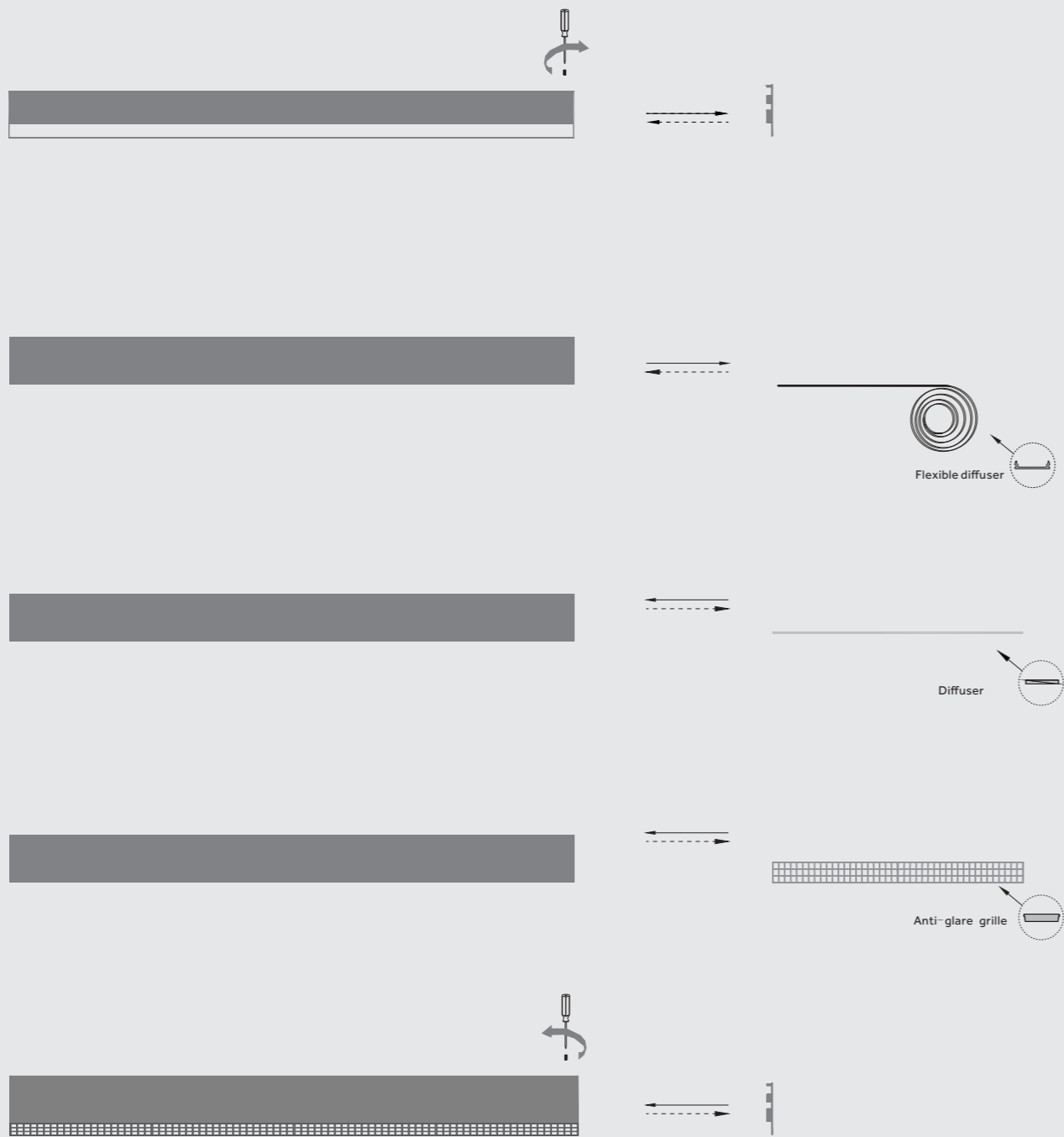



LED module:
1050mA 48V MAX: 58W



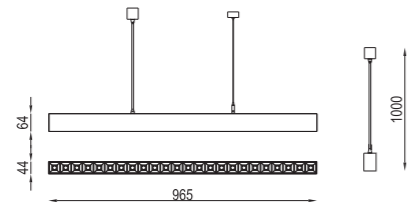
LED module:
1050mA 48V MAX: 58W

* More details available on request





56W/64W



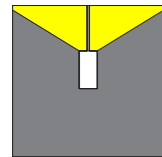
Regular Optional
Black White/Matt silver

Suitable for AC220-240V 50/60Hz
Single: IP20
Control: On/Off, 1-10V, Dali dimming;
Lifetime 35000-50000H

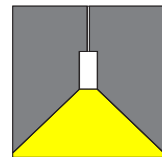
56W DD-050-1138

Lumen: 3640-4480lm, 4000K CRI>80 Efficacy up to: 80lm/W

Driver	Version	Optics	LED	Finishes
01 On/Off	MAX: 56W	Wide	3000K CRI>90 SDCM<3	White
02 1-10V dimming			4000K CRI>90 SDCM<3	Grey
03 Dali dimming			5000K CRI>80 SDCM<3	Black

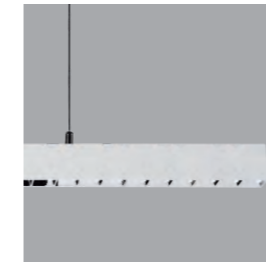


LED module:
700mA 48V MAX: 36W

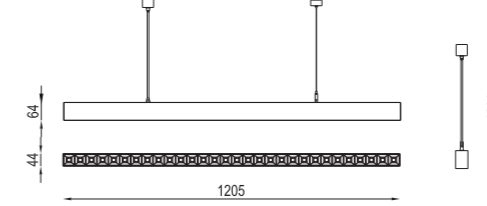


LED module:
500mA 36V MAX: 20W
700mA 36V MAX: 28W

* More details available on request



64W/72W



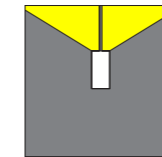
Regular Optional
Black White/Matt silver

Suitable for AC220-240V 50/60Hz
Single: IP20
Control: On/Off, 1-10V, Dali dimming;
Lifetime 35000-50000H

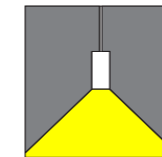
64W DD-058-1197

Lumen: 4160-5120lm, 4000K CRI>80 Efficacy up to: 80lm/W

Driver	Version	Optics	LED	Finishes
01 On/Off	MAX: 64W	Wide	3000K CRI>90 SDCM<3	White
02 1-10V dimming			4000K CRI>90 SDCM<3	Grey
03 Dali dimming			5000K CRI>80 SDCM<3	Black




LED module:
700mA 48V MAX: 36W



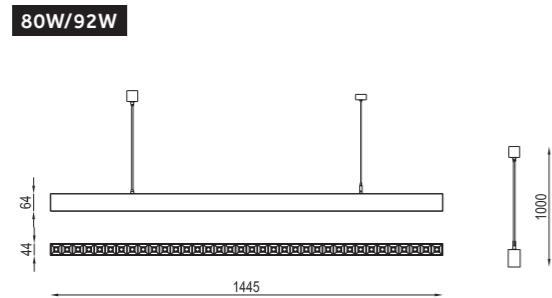
LED module:
700mA 36V MAX: 28W
900mA 36V MAX: 36W

* More details available on request

PANCO Pendant Linear



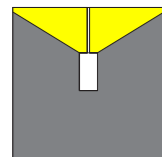
Regular Optional
Black White/Matt silver



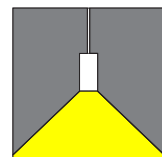
Suitable for AC220-240V 50/60Hz
Single: IP20
Control: On/Off, 1-10V, Dali dimming;
Lifetime 35000-50000H

80W DD-070-1044 Lumen: 4350-4650lm, 4000K CRI>80 Efficacy up to: 80lm/W

Driver	Version	Optics	LED	Finishes
01 On/Off	MAX: 64W	Wide	3000K CRI>90 SDCM<3	White
02 1-10V dimming			4000K CRI>90 SDCM<3	Grey
03 Dali dimming			5000K CRI>80 SDCM<3	Black



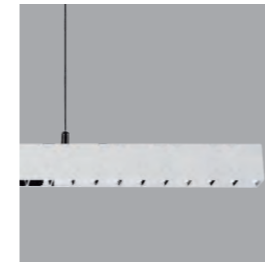
LED module:
800mA 48V MAX: 44W



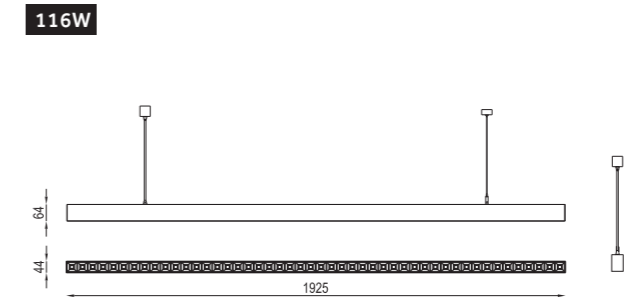
LED module:
900mA 36V MAX: 36W
1200mA 36V MAX: 48W

* More details available on request

PANCO Pendant Linear



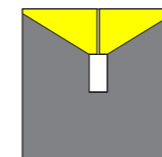
Regular Optional
Black White/Matt silver



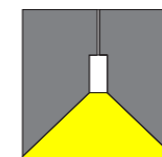
Suitable for AC220-240V 50/60Hz
Single: IP20
Control: On/Off, 1-10V, Dali dimming;
Lifetime 35000-50000H

116W DD-100-1139 Lumen: 9600-10100lm, 4000K CRI>80 Efficacy up to: 90lm/W

Driver	Version	Optics	LED	Finishes
01 On/Off	MAX: 113W	Wide	3000K CRI>90 SDCM<3	White
02 1-10V dimming			4000K CRI>90 SDCM<3	Grey
03 Dali dimming			5000K CRI>80 SDCM<3	Black



LED module:
1050mA 48V MAX: 58W




LED module:
1400mA 36V MAX: 58W

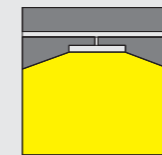

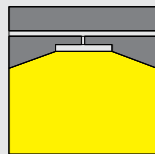
* More details available on request



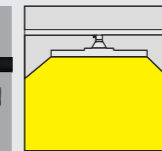
PANCO Track



Track



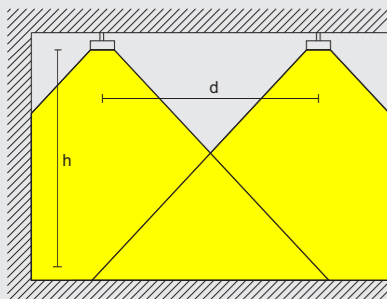

General lighting
Ambient lighting produced by wide beam light distribution.



Downlights
Wide beam, rotationally symmetrical light distribution for general lighting.

LED module
20W-28W
1600-2660 lm
Light distribution: Wide Flood

PANCO Track

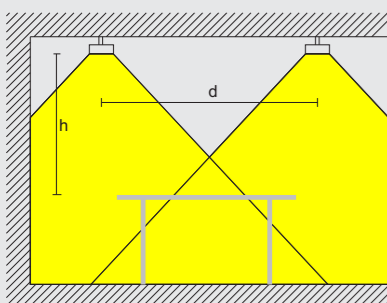


General lighting

As an approximate luminaire distance (d) between two luminaires, the height (h) of the luminaire above the working plane can be used. The intersecting beams produce excellent uniformity. The recommended offset from the wall is half the luminaire spacing.

Rough guide: $d \leq 1 \times h$

Application area: as ambient lighting in the room and as flexible illumination of office workplaces.



General lighting

To achieve a high level of uniformity and good facial recognition when illuminating office workstations, up to 1.5 times the height (h) of the luminaire above the working plane can be used for the spacing (d) between two luminaires. The intersecting beams produce excellent uniformity. The recommended offset from the wall is half the luminaire spacing.

Rough guide: $d \leq 1.5 \times h$

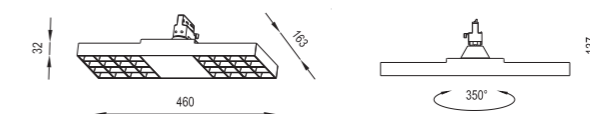
Application area: flexible lighting for office workplaces



Regular Optional
Black White/Matt silver

Suitable for AC220-240V 50/60Hz
Single: IP20
Control: On/Off, 1-10V, Dali dimming;
Lifetime 35000-50000H

20W/28W



20W GD-026-1129

Lumen: 1600-1900 lm, 4000K CRI>80 Efficacy up to: 95 lm/W

Driver	Version	Optics	LED	Finishes
01 On/Off	700mA MAX: 28W	Wide	3000K CRI>90 SDCM<3	White
02 1-10V dimming			4000K CRI>90 SDCM<3	Black
03 Dali dimming			5000K CRI>90 SDCM<3	

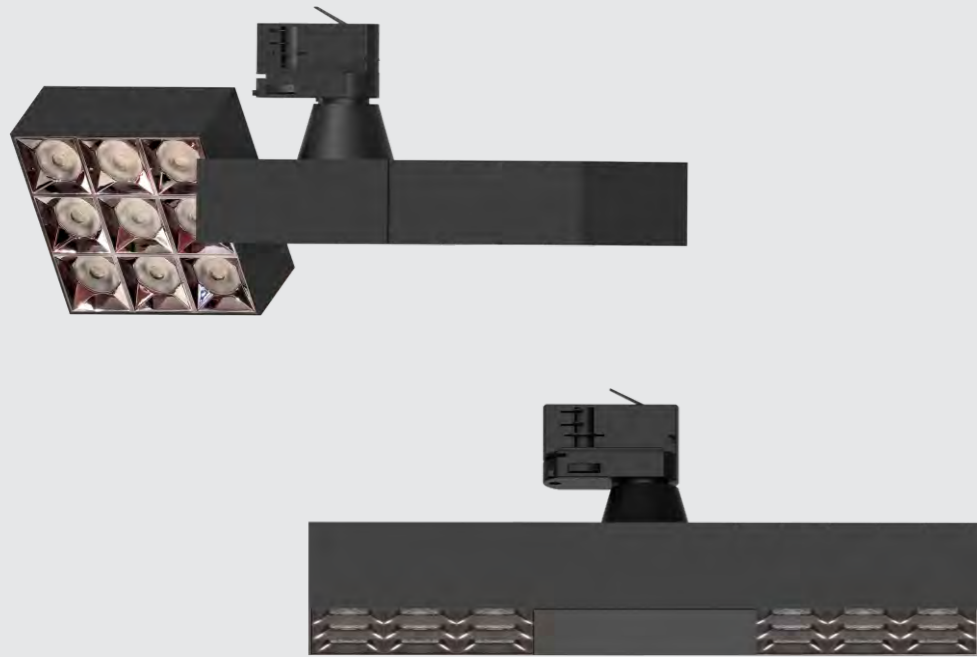
28W GD-026-1129

Lumen: 2240-2660 lm, 4000K CRI>80 Efficacy up to: 95 lm/W

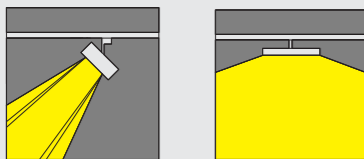
Driver	Version	Optics	LED	Finishes
01 On/Off	900mA MAX: 37W	Wide	3000K CRI>90 SDCM<3	White
02 1-10V dimming			4000K CRI>90 SDCM<3	Black
03 Dali dimming			5000K CRI>90 SDCM<3	

* More details available on request

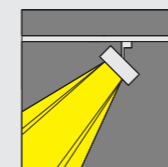
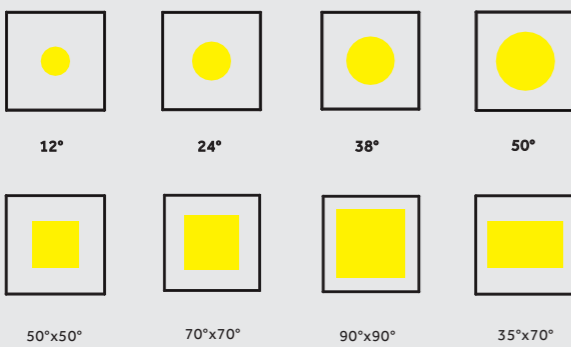
PANCO Track



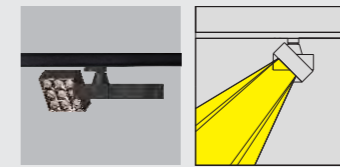
Track Linear



Lense

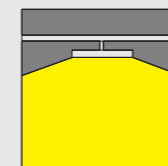


Accentuation
Emphasis of objects or architectural elements.

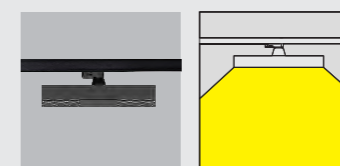


Spotlights
Very narrow to wide beam, rotationally symmetrical light distribution for accent lighting.

LED module
36W-42W
1600-2650 lm
Light distribution: Narrow spot, Spot, Flood



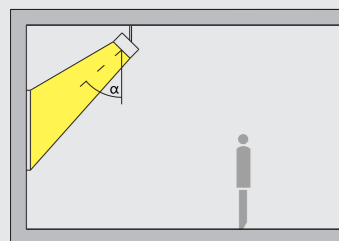

General lighting
Ambient lighting produced by wide beam light distribution



Downlights
Wide beam, rotationally symmetrical light distribution for general lighting.

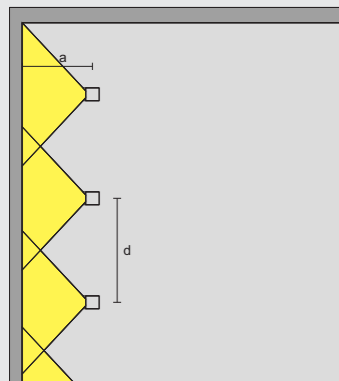
LED module
36W-42W
1600-2650 lm
Light distribution: Wide Flood

PANCO Track



General lighting
 Panco Track Light accentuate artwork, products and architectural details effectively. The ideal angle of tilt (y) for this is around 30°. The object is modelled without distorting the effect as a result of excessive shadowing. It also prevents shadows cast by the observer.

Arrangement: $\alpha = 30^\circ$



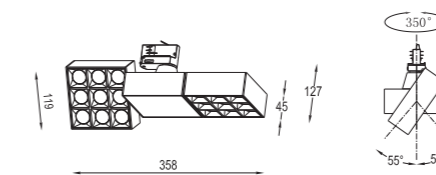
For good longitudinal uniformity, the spacing (d) of floodlight lens may be up to 1.2 times the offset from the wall (a).

Arrangement: $d \leq 1.2 \times a$



Regular
 Gunmetal

36W/42W



Suitable for AC220-240V 50/60Hz
 Single: IP20
 Control: On/Off, 1-10V, Dali dimming;
 Lifetime 35000-50000H

36W GD-032-1191

Lumen: 2880-3420lm, 4000K CRI>80 Efficacy up to: 95 lm/W

Driver	Version	Optics		LED	Finishes
01 On/Off	900mA MAX: 36W	12°	50°x50°	3000K CRI>90 SDCM<3	White
02 1-10V dimming		24°	70°x70°	4000K CRI>90 SDCM<3	Black
03 Dali dimming		38°	90°x90°	5000K CRI>90 SDCM<3	
		50°	35°x70°		

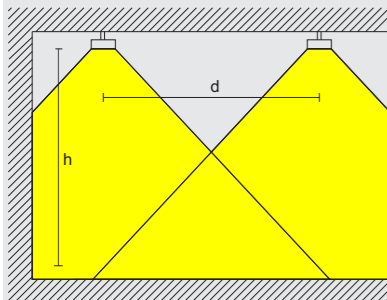

42W GD-038-1191

Lumen: 3360-3990lm, 4000K CRI>80 Efficacy up to: 95 lm/W

Driver	Version	Optics		LED	Finishes
01 On/Off	1050mA MAX: 42W	12°	50°x50°	3000K CRI>90 SDCM<3	White
02 1-10V dimming		24°	70°x70°	4000K CRI>90 SDCM<3	Black
03 Dali dimming		38°	90°x90°	5000K CRI>90 SDCM<3	
		50°	35°x70°		

* More details available on request

PANCO Track

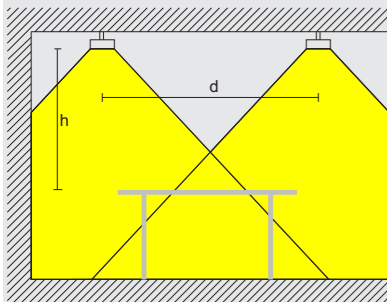


General lighting

As an approximate luminaire distance (d) between two luminaires, the height (h) of the luminaire above the working plane can be used. The intersecting beams produce excellent uniformity. The recommended offset from the wall is half the luminaire spacing.

Rough guide: $d \leq 1 \times h$

Application area: as ambient lighting in the room and as flexible illumination of office workplaces.



General lighting

To achieve a high level of uniformity and good facial recognition when illuminating office workstations, up to 1.5 times the height (h) of the luminaire above the working plane can be used for the spacing (d) between two luminaires. The intersecting beams produce excellent uniformity. The recommended offset from the wall is half the luminaire spacing.

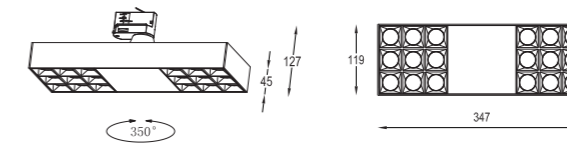
Rough guide: $d \leq 1.5 \times h$

Application area: flexible lighting for office workplaces



Regular
Gun metal

36W/42W



Suitable for AC220-240V 50/60Hz
Single: IP20
Control: On/Off, 1-10V, Dali dimming;
Lifetime 35000-50000H

36W GD-032-1192

Lumen: 2880-3420lm, 4000K CRI>80 Efficacy up to: 95lm/W

Driver	Version	Optics		LED	Finishes
01 On/Off	900mA MAX: 36W	12°	50°x50°	3000K CRI>90 SDCM<3	White
02 1-10V dimming		24°	70°x70°	4000K CRI>90 SDCM<3	Black
03 Dali dimming		38°	90°x90°	5000K CRI>90 SDCM<3	
		50°	35°x70°		

42W GD-038-1192

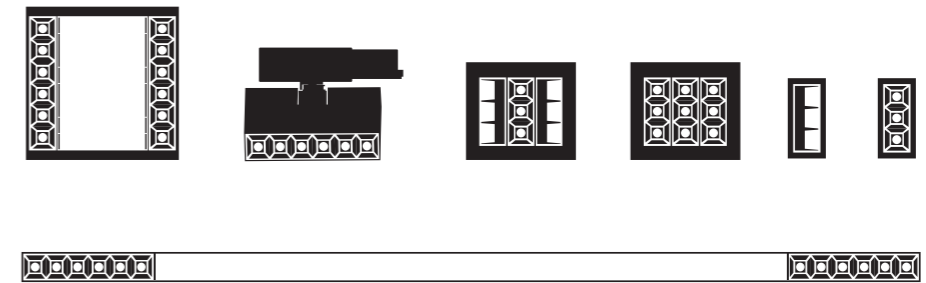
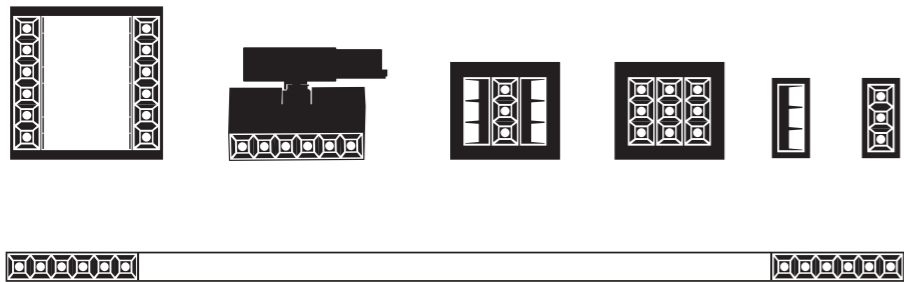
Lumen: 3360-3990lm, 4000K CRI>80 Efficacy up to: 95lm/W

Driver	Version	Optics		LED	Finishes
01 On/Off	1050mA MAX: 42W	12°	50°x50°	3000K CRI>90 SDCM<3	White
02 1-10V dimming		24°	70°x70°	4000K CRI>90 SDCM<3	Black
03 Dali dimming		38°	90°x90°	5000K CRI>90 SDCM<3	
		50°	35°x70°		

* More details available on request

The innovation of accent lighting

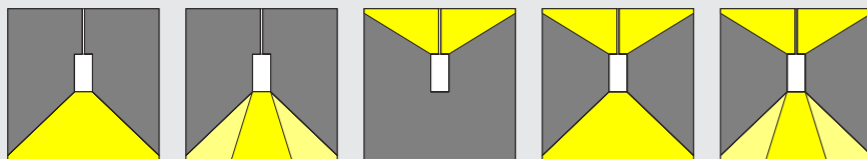
LOCO



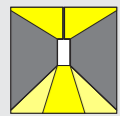
LOCO Pendant Linear



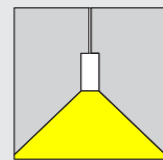

Pendant Linear



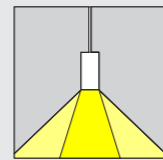
LOCO PENDANT LINEAR series with the innovation linear lighting technology, provided two different illumination method, more choice for power and light distribution, $UGR \leq 12$ anti-glare design, apply to high quantity, high efficiency office environment.



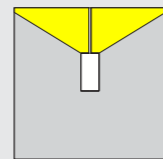
General lighting
Ambient lighting produced by wide beam light distribution



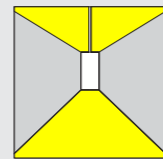
Pendant downlights
LED module 22W - 28W
1500lm - 2300lm
Light distribution: Wide flood



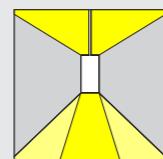
Pendant downlights
LED module 22W - 28W
1500lm - 2200lm
Light distribution: Asymmetric wide beam



Pendant downlights
LED module 33W
2700lm
Light distribution: Extra wide flood



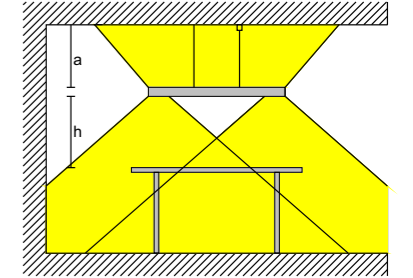
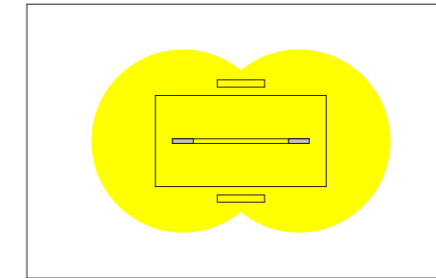
Pendant downlights
LED module 55W-61W
4500lm-5100lm
Light distribution: Extra wide flood
Wide flood



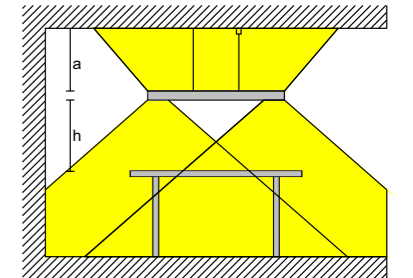
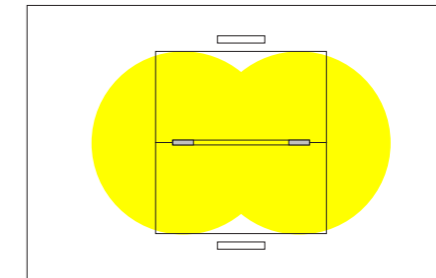
Pendant downlights
LED module 55W-61W
4500lm-5100lm
Light distribution: Extra wide flood
Asymmetric wide beam

For the high effect and comfortable
UGR \leq 12 office environment,
According the standard size for
lighting mounting:
h \leq 1.1M
a \geq 0.5M

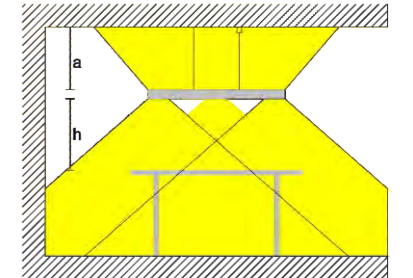
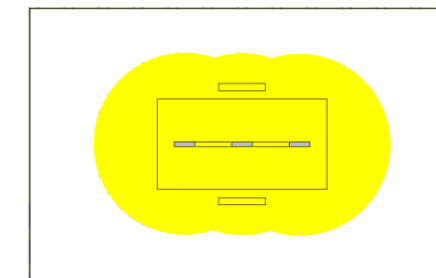
1.2m series provided 1.2-1.6m
independent office table,
1.6m series provided 1.8-2.2m
independent office table



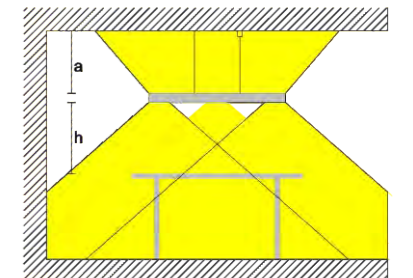
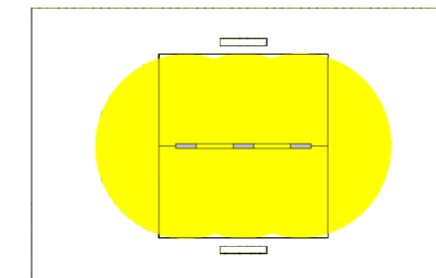
1.2m series provided relative
two 1.2-1.6m office tables,
1.6m series provided relative
two 1.8m-2.2m office tables



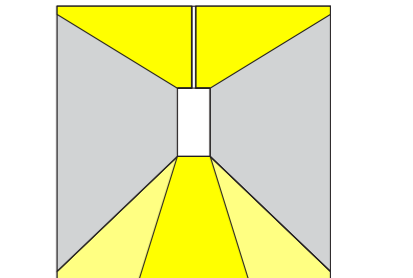
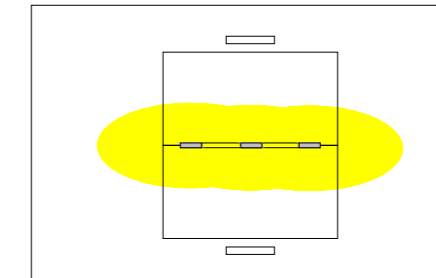
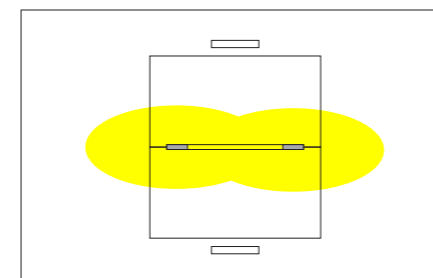
1.6m series provided 2m
independent office table, 2m
series provided 2.2m or over
independent office table



1.6m series provided relative
two 2m office tables, 2m series
provided relative two 2.2m or
over office tables



Elongation lens is available for any down
illuminated module in the whole series,
Achieving asymmetric wide beam light
distribution.

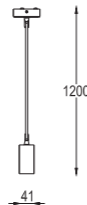
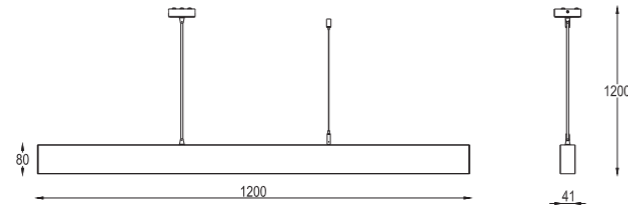


Expect the standard length of L1200mm & L1600mm, Customized length and customized
combination shape is available upon request. Can continuous installed but each AC circuit is
3 units x L2000mm maximum.

LOCO Pendant Linear



55W/61W



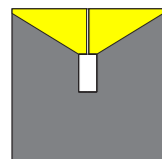
Regular Optional
Darklight Black

Suitable for AC220-240V 50/60Hz
Single: IP20
Control: On/Off, Triac, 1-10V, Dali dimming;
Lifetime 35000-50000H

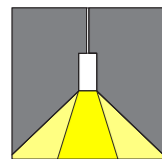
55W DD-018-0815

Lumen: 3800-4500lm, 5000K CRI>80 Efficacy up to: 82lm/W

Driver	Version	Optics	LED	Finishes
01 On/Off	MAX: 55W	Narrow	3000K CRI>90 SDCM<3	White
02 1-10V dimming		Medium	4000K CRI>90 SDCM<3	Grey
03 Dali dimming		Wide	5000K CRI>80 SDCM<3	Black
		Oval flood		



LED module:
1050mA 24V MAX: 33W




LED module:
500mA 36V MAX: 22W
700mA 36V MAX: 28W

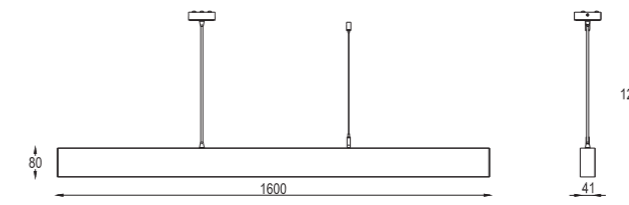
61W DD-018-0815

Lumen: 4300-5500lm, 5000K CRI>80 Efficacy up to: 90lm/W

Driver	Version	Optics	LED	Finishes
01 On/Off	MAX: 61W	Narrow	3000K CRI>90 SDCM<3	White
02 1-10V dimming		Medium	4000K CRI>90 SDCM<3	Grey
03 Dali dimming		Wide	5000K CRI>80 SDCM<3	Black
		Oval flood		



65W/71W



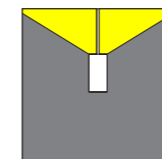
Regular Optional
Darklight Black

Suitable for AC220-240V 50/60Hz
Single: IP20
Control: On/Off, Triac, 1-10V, Dali dimming;
Lifetime 35000-50000H

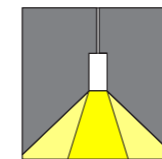
65W DD-018-0816

Lumen: 4500-5330lm, 5000K CRI>80 Efficacy up to: 82lm/W

Driver	Version	Optics	LED	Finishes
01 On/Off	MAX: 55W	Narrow	3000K CRI>90 SDCM<3	White
02 1-10V dimming		Medium	4000K CRI>90 SDCM<3	Grey
03 Dali dimming		Wide	5000K CRI>80 SDCM<3	Black
		Oval flood		



LED module:
1050mA 36V MAX: 43W



LED module:
500mA 36V MAX: 22W
700mA 36V MAX: 28W

71W DD-018-0816

Lumen: 4900-6400lm, 5000K CRI>80 Efficacy up to: 90lm/W

Driver	Version	Optics	LED	Finishes
01 On/Off	MAX: 61W	Narrow	3000K CRI>90 SDCM<3	White
02 1-10V dimming		Medium	4000K CRI>90 SDCM<3	Grey
03 Dali dimming		Wide	5000K CRI>80 SDCM<3	Black
		Oval flood		

* More details available on request

Accessories: Linear spread lens

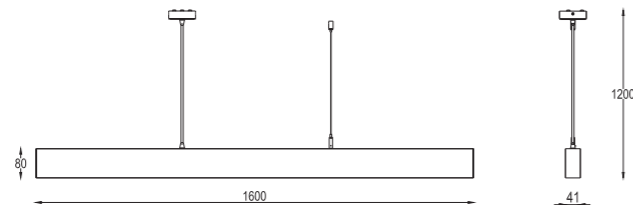
* More details available on request

Accessories: Linear spread lens

LOCO Pendant Linear



65W/71W



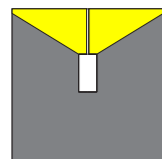
Regular Optional
Darklight Black

Suitable for AC220-240V 50/60Hz
Single: IP20
Control: On/Off, Triac, 1-10V, Dali dimming;
Lifetime 35000-50000H

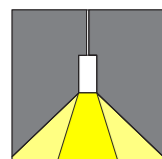
65W DD-018-0816(3D)

Lumen: 4500-5330 lm, 5000K CRI>80 Efficacy up to: 82 lm/W

Driver	Version	Optics	LED	Finishes
01 On/Off	MAX: 65W	Narrow	3000K CRI>90 SDCM<3	White
02 1-10V dimming		Medium	4000K CRI>90 SDCM<3	Grey
03 Dali dimming		Wide	5000K CRI>80 SDCM<3	Black
		Oval flood		



LED module:
1050mA 36V MAX: 43W



LED module:
500mA 36V MAX: 22W
700mA 36V MAX: 28W

71W DD-018-0816(3D)

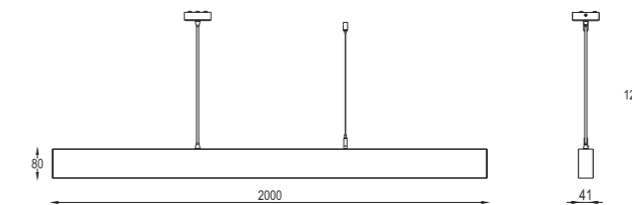
Lumen: 4900-6400 lm, 5000K CRI>80 Efficacy up to: 90 lm/W

Driver	Version	Optics	LED	Finishes
01 On/Off	MAX: 71W	Narrow	3000K CRI>90 SDCM<3	White
02 1-10V dimming		Medium	4000K CRI>90 SDCM<3	Grey
03 Dali dimming		Wide	5000K CRI>80 SDCM<3	Black
		Oval flood		

LOCO Pendant Linear



86W/95W/101W



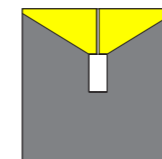
Regular Optional
Darklight Black

Suitable for AC220-240V 50/60Hz
Single: IP20
Control: On/Off, Triac, 1-10V, Dali dimming;
Lifetime 35000-50000H

86W DD-038-1137

Lumen: 6000-7050 lm, 5000K CRI>80 Efficacy up to: 82 lm/W

Driver	Version	Optics	LED	Finishes
01 On/Off	MAX: 86W	Narrow	3000K CRI>90 SDCM<3	White
02 1-10V dimming		Medium	4000K CRI>90 SDCM<3	Grey
03 Dali dimming		Wide	5000K CRI>80 SDCM<3	Black
		Oval flood		



LED module:
1400mA 36V MAX: 58W

95W DD-038-1137

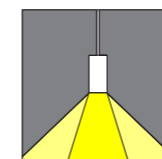
Lumen: 6600-8550 lm, 5000K CRI>80 Efficacy up to: 90 lm/W

Driver	Version	Optics	LED	Finishes
01 On/Off	MAX: 95W	Narrow	3000K CRI>90 SDCM<3	White
02 1-10V dimming		Medium	4000K CRI>90 SDCM<3	Grey
03 Dali dimming		Wide	5000K CRI>80 SDCM<3	Black
		Oval flood		

101W DD-038-1137

Lumen: 7000-9000 lm, 5000K CRI>80 Efficacy up to: 90 lm/W

Driver	Version	Optics	LED	Finishes
01 On/Off	MAX: 101W	Narrow	3000K CRI>90 SDCM<3	White
02 1-10V dimming		Medium	4000K CRI>90 SDCM<3	Grey
03 Dali dimming		Wide	5000K CRI>80 SDCM<3	Black
		Oval flood		



LED module:
700mA 36V MAX: 28W
900mA 36V MAX: 37W
1050mA 36V MAX: 43W

* More details available on request

Accessories: Linear spread lens

* More details available on request

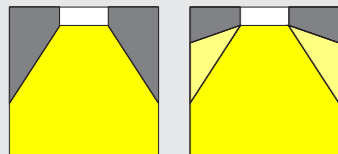
Accessories: Linear spread lens



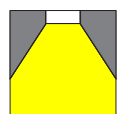
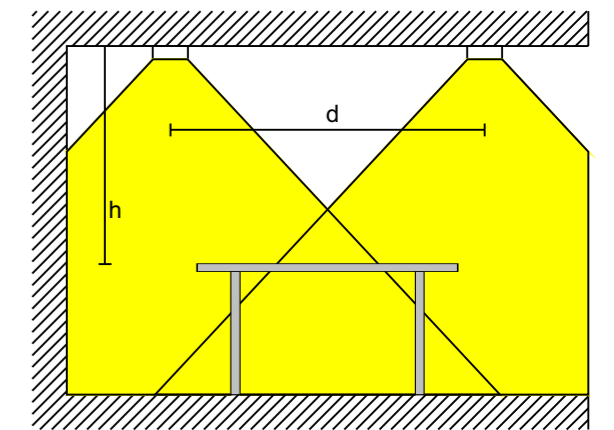
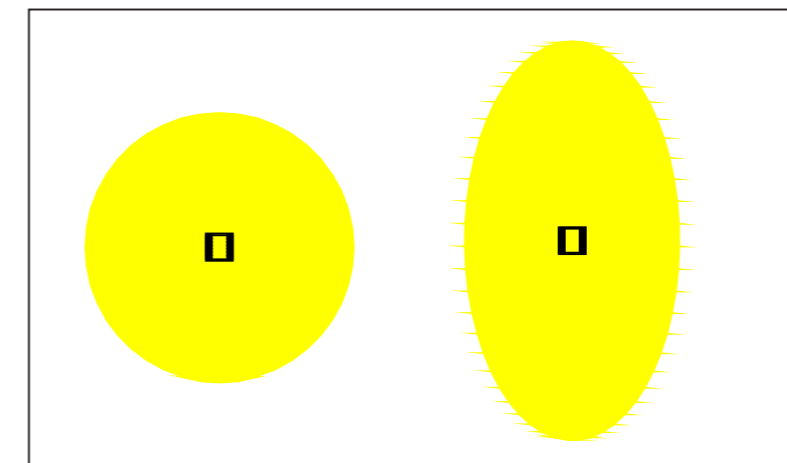


LOCO Surface-mounted Square



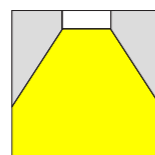
Surface-Mounted Square



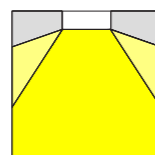
LOCO SURFACE-MOUNTED SQUARE with its artistic design to become the element of modern architecture. The compact product size with wider light distribution, $UGR \leq 12$ visual comfort optical design offers the best lighting solution to office application and indoor public area.



General lighting
Ambient lighting produced by wide beam light distribution



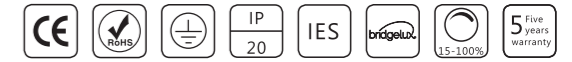
Surface-mounted square
LED module 28W - 42W
2000lm - 2600lm
Light distribution: Wide flood



Surface-mounted square
LED module 28W - 42W
2000lm - 2600lm
Light distribution: Oval wide flood

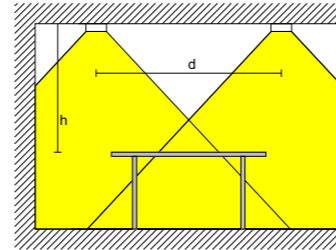
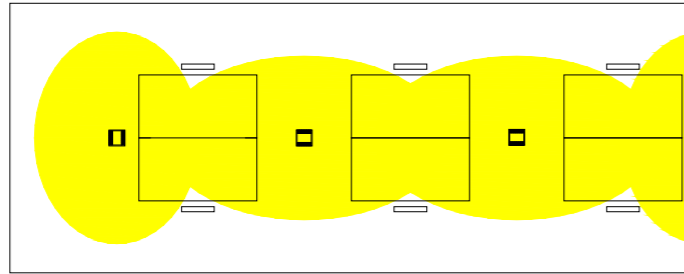
LOCO SURFACE-MOUNTED SQUARE offers two kinds of light distribution, Wide flood and Oval wide flood apply to different applications.

LOCO SURFACE-MOUNTED SQUARE with its characteristic of compact size, Wide illuminate scope and low UGR, Follow the installation instruction, Easy to calculate the luminaire quantity for any office or indoor public application.

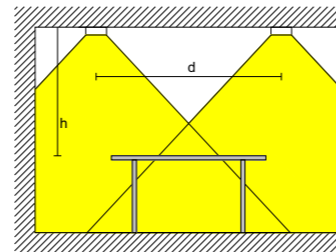



LOCO SURFACE-MOUNTED SQUARE
 provides two different light distribution options to lighting designs. Flexible lighting solution with high illumination and visual comfort apply to office, public area, commercial area, restaurant and other applications.

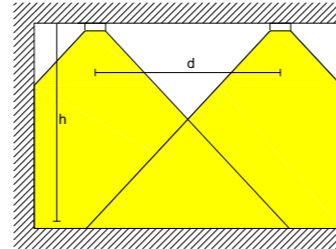

In the office, with optimal uniformity and good facial recognition, the luminaire spacing (d) may be up to 1.5 times the height (h) of the luminaire above the working plane.
 $d \leq 1.5xh$




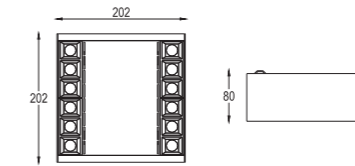
In the hallway or any narrow but long applications, selects the elongation lens to achieve the uniformity, the luminaire spacing (d) can be 1.5 times the height (h) of the luminaire above the floor.
 $d \leq 1.5xh$



In the office and public architecture application, as the general installation guide to achieve the uniformity, the luminaire spacing (d) can be 1.3 times the height (h) of the luminaire above the floor.
 $d \leq 1.3xh$



28W/35W/42W



Suitable for AC220-240V 50/60Hz
 Single: IP20
 Control: On/Off, Triac dimming;
 Lifetime 35000-50000H

28W MZ-018-0980

Lumen: 2000-2600 lm, 5000K CRI > 80 Efficacy up to: 95 lm/W

Driver	Version	Optics	LED	Finishes
01 On/Off	700mA MAX: 28W	Narrow	3000K CRI>90 SDCM<3	White
02 Triac dimming		Medium	4000K CRI>90 SDCM<3	Grey
		Wide	5000K CRI>80 SDCM<3	Black
		Oval flood		

35W MZ-018-0980

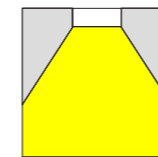
Lumen: 2400-3300 lm, 5000K CRI > 80 Efficacy up to: 92 lm/W

Driver	Version	Optics	LED	Finishes
01 On/Off	900mA MAX: 35W	Narrow	3000K CRI>90 SDCM<3	White
02 Triac dimming		Medium	4000K CRI>90 SDCM<3	Grey
		Wide	5000K CRI>80 SDCM<3	Black
		Oval flood		

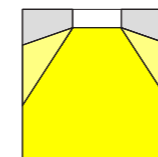
42W MZ-018-0980

Lumen: 3000-3800 lm, 5000K CRI > 80 Efficacy up to: 92 lm/W

Driver	Version	Optics	LED	Finishes
01 On/Off	1050mA MAX: 42W	Narrow	3000K CRI>90 SDCM<3	White
		Medium	4000K CRI>90 SDCM<3	Grey
		Wide	5000K CRI>80 SDCM<3	Black
		Oval flood		




Light distribution: Wide flood



Light distribution: Oval wide flood

* More details available on request

Accessories: Linear spread lens



Linear light gives architects and lighting designers creative design and abundant light environment. It has two options of installation, recessed and trimless mounted. Trimless design make ceiling-integrated in high-quality application. In the aspect of optical, symmetrical and asymmetrical lighting distribution apply to a variety of application. Linear light an ideal solution for high requirements of glare control for office project ($UGR \leq 12$), specially designed asymmetrical lighting distribution for wall washing effect apply to hotels, restaurants, public facilities and office, etc.

LOCO Recessed Linear Wallwasher




Wallwashing
Vertical illuminance for brightening and dividing the space.

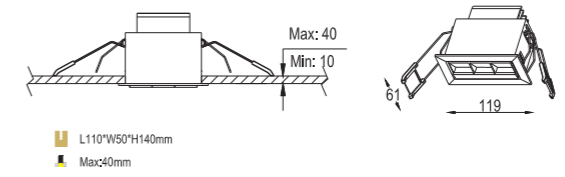


Lens wallwashers
Asymmetrical light distribution for highly uniform wallwashing.

LED module
8W - 43W



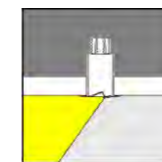
8W/11W



Suitable for AC220-240V 50/60Hz
Single: IP20
Control: On/Off, Triac 1-10V, Dali dimming;
Lifetime 35000-50000H

8W TH-067-0899

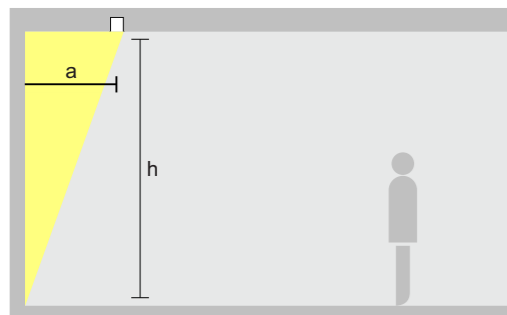
Driver	Version	Optics	LED	Finishes
01 On/Off	180mA MAX: 8W	Asymmetrical	2700K CRI>90 SDCM<3	White
02 Triac dimming			3000K CRI>90 SDCM<3	Black
03 1-10V dimming			4000K CRI>90 SDCM<3	
04 Dali dimming				



Wallwasher
(Asymmetrical light distribution)

11W TH-010-0899

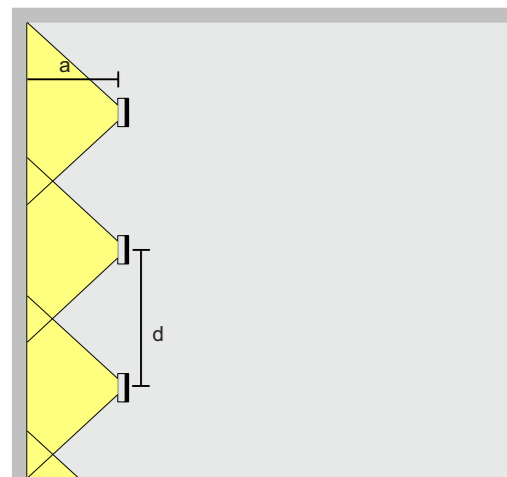
Driver	Version	Optics	LED	Finishes
01 On/Off	250mA MAX: 11W	Asymmetrical	2700K CRI>90 SDCM<3	White
02 Triac dimming			3000K CRI>90 SDCM<3	Black
03 1-10V dimming			4000K CRI>90 SDCM<3	
04 Dali dimming				



Wallwashing

For uniform vertical illuminance, the distance (a) of lens wallwashers from the wall should be around one third of the wall height (h).

Arrangement: $a = 1/3 \times h$



For good longitudinal uniformity, the spacing (d) of lens wallwashers may be up to 1.3 times the offset from the wall (a).

Arrangement: $d \leq 1.3 \times a$

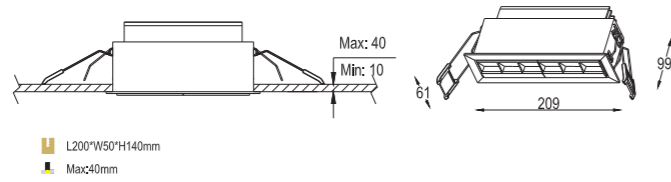
Optimal wall offset and luminaire spacing values are indicated in the wallwasher tables on the product data sheets.

* More details available on request

LOCO Recessed Linear Wallwasher



15W/20W

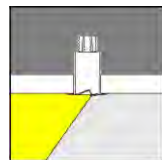


L 200*W50*H140mm
Max:40mm

Suitable for AC220-240V 50/60Hz
Single: IP20
Control: On/Off, Triac 1-10V, Dali dimming;
Lifetime 35000-50000H

15W TH-118-0885

Driver	Version	Optics	LED	Finishes
01 On/Off	350mA MAX: 15W	Asymmetrical	2700K CRI>90 SDCM<3	White
02 Triac dimming			3000K CRI>90 SDCM<3	Black
03 1-10V dimming			4000K CRI>90 SDCM<3	
04 Dali dimming				



Wallwasher
(Asymmetrical light distribution)

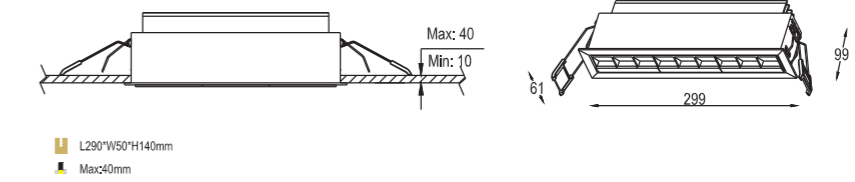
20W TH-022-0885

Driver	Version	Optics	LED	Finishes
01 On/Off	500mA MAX: 20W	Asymmetrical	2700K CRI>90 SDCM<3	White
02 Triac dimming			3000K CRI>90 SDCM<3	Black
03 1-10V dimming			4000K CRI>90 SDCM<3	
04 Dali dimming				

LOCO Recessed Linear Wallwasher



20W/28W/33W

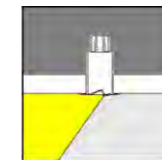


L 290*W50*H140mm
Max:40mm

Suitable for AC220-240V 50/60Hz
Single: IP20
Control: On/Off, Triac 1-10V, Dali dimming;
Lifetime 35000-50000H

20W TH-020-0900

Driver	Version	Optics	LED	Finishes
01 On/Off	500mA MAX: 20W	Asymmetrical	2700K CRI>90 SDCM<3	White
02 Triac dimming			3000K CRI>90 SDCM<3	Black
03 1-10V dimming			4000K CRI>90 SDCM<3	
04 Dali dimming				



Wallwasher
(Asymmetrical light distribution)

28W TH-026-0900

Driver	Version	Optics	LED	Finishes
01 On/Off	700mA MAX: 28W	Asymmetrical	2700K CRI>90 SDCM<3	White
02 Triac dimming			3000K CRI>90 SDCM<3	Black
03 1-10V dimming			4000K CRI>90 SDCM<3	
04 Dali dimming				

33W TH-028-0900

Driver	Version	Optics	LED	Finishes
01 On/Off	800mA MAX: 33W	Asymmetrical	2700K CRI>90 SDCM<3	White
02 Triac dimming			3000K CRI>90 SDCM<3	Black
03 1-10V dimming			4000K CRI>90 SDCM<3	
04 Dali dimming				

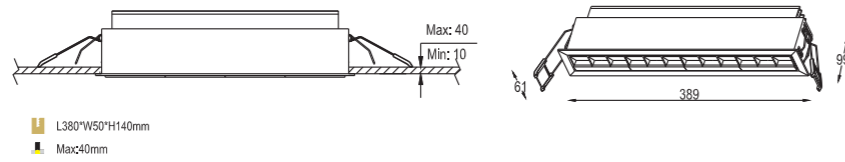
* More details available on request

* More details available on request

LOCO Recessed Linear Wallwasher



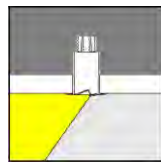
28W/36W/43W



Suitable for AC220-240V 50/60Hz
Single: IP20
Control: On/Off, Triac 1-10V, Dali dimming;
Lifetime 35000-50000H

28W TH-026-0905

Driver	Version	Optics	LED	Finishes
01 On/Off	700mA MAX: 28W	Asymmetrical	2700K CRI>90 SDCM<3	White
02 Triac dimming			3000K CRI>90 SDCM<3	Black
03 1-10V dimming			4000K CRI>90 SDCM<3	
04 Dali dimming				



Wallwasher
(Asymmetrical light distribution)

36W TH-032-0905


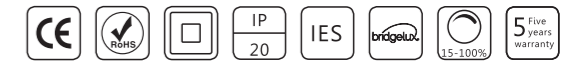
Driver	Version	Optics	LED	Finishes
01 On/Off	900mA MAX: 36W	Asymmetrical	2700K CRI>90 SDCM<3	White
02 Triac dimming			3000K CRI>90 SDCM<3	Black
03 1-10V dimming			4000K CRI>90 SDCM<3	
04 Dali dimming				

43W TH-038-0905

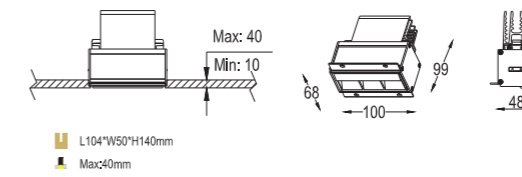
Driver	Version	Optics	LED	Finishes
01 On/Off	1050mA MAX: 43W	Asymmetrical	2700K CRI>90 SDCM<3	White
02 1-10V dimming			3000K CRI>90 SDCM<3	Black
03 Dali dimming			4000K CRI>90 SDCM<3	

* More details available on request

LOCO Recessed Linear Wallwasher



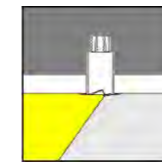
8W/11W



Suitable for AC220-240V 50/60Hz
Single: IP20
Control: On/Off, Triac 1-10V, Dali dimming;
Lifetime 35000-50000H

8W TH-067-0921

Driver	Version	Optics	LED	Finishes
01 On/Off	180mA MAX: 8W	Asymmetrical	2700K CRI>90 SDCM<3	White
02 Triac dimming			3000K CRI>90 SDCM<3	Black
03 1-10V dimming			4000K CRI>90 SDCM<3	
04 Dali dimming				



Wallwasher
(Asymmetrical light distribution)

11W TH-010-0921

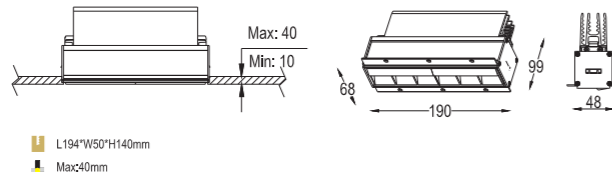
Driver	Version	Optics	LED	Finishes
01 On/Off	250mA MAX: 11W	Asymmetrical	2700K CRI>90 SDCM<3	White
02 Triac dimming			3000K CRI>90 SDCM<3	Black
03 1-10V dimming			4000K CRI>90 SDCM<3	
04 Dali dimming				

* More details available on request

LOCO Recessed Linear Wallwasher



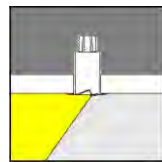
15W/20W



Suitable for AC220-240V 50/60Hz
Single: IP20
Control: On/Off, Triac 1-10V, Dali dimming;
Lifetime 35000-50000H

15W TH-118-0922

Driver	Version	Optics	LED	Finishes
01 On/Off	350mA MAX: 15W	Asymmetrical	2700K CRI>90 SDCM<3	White
02 Triac dimming			3000K CRI>90 SDCM<3	Black
03 1-10V dimming			4000K CRI>90 SDCM<3	
04 Dali dimming				



Wallwasher
(Asymmetrical light distribution)

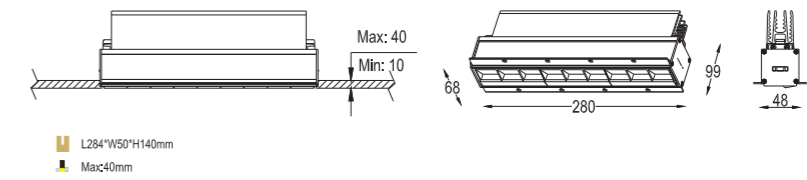
20W TH-022-0922

Driver	Version	Optics	LED	Finishes
01 On/Off	500mA MAX: 20W	Asymmetrical	2700K CRI>90 SDCM<3	White
02 Triac dimming			3000K CRI>90 SDCM<3	Black
03 1-10V dimming			4000K CRI>90 SDCM<3	
04 Dali dimming				

LOCO Recessed Linear Wallwasher



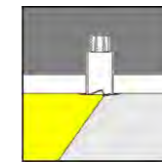
20W/28W/33W



Suitable for AC220-240V 50/60Hz
Single: IP20
Control: On/Off, Triac 1-10V, Dali dimming;
Lifetime 35000-50000H

20W TH-020-0923

Driver	Version	Optics	LED	Finishes
01 On/Off	500mA MAX: 20W	Asymmetrical	2700K CRI>90 SDCM<3	White
02 Triac dimming			3000K CRI>90 SDCM<3	Black
03 1-10V dimming			4000K CRI>90 SDCM<3	
04 Dali dimming				



Wallwasher
(Asymmetrical light distribution)

28W TH-026-0923


Driver	Version	Optics	LED	Finishes
01 On/Off	700mA MAX: 28W	Asymmetrical	2700K CRI>90 SDCM<3	White
02 Triac dimming			3000K CRI>90 SDCM<3	Black
03 1-10V dimming			4000K CRI>90 SDCM<3	
04 Dali dimming				

33W TH-032-0923

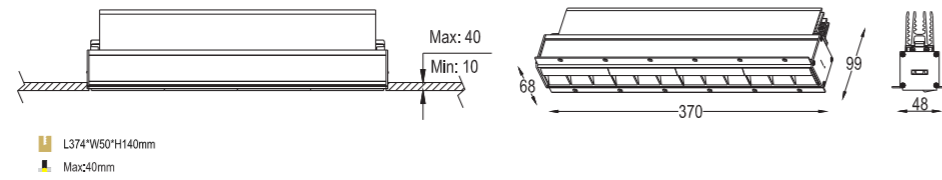
Driver	Version	Optics	LED	Finishes
01 On/Off	800mA MAX: 33W	Asymmetrical	2700K CRI>90 SDCM<3	White
02 Triac dimming			3000K CRI>90 SDCM<3	Black
03 1-10V dimming			4000K CRI>90 SDCM<3	
04 Dali dimming				

* More details available on request

* More details available on request



28W/36W/43W



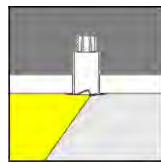
Suitable for AC220-240V 50/60Hz
 Single: IP20
 Control: On/Off, Triac 1-10V, Dali dimming;
 Lifetime 35000-50000H

28W TH-026-0924

Driver	Version	Optics	LED	Finishes
01 On/Off	700mA MAX: 28W	Asymmetrical	2700K CRI>90 SDCM<3	White
02 Triac dimming			3000K CRI>90 SDCM<3	Black
03 1-10V dimming			4000K CRI>90 SDCM<3	
04 Dali dimming				

36W TH-032-0924

Driver	Version	Optics	LED	Finishes
01 On/Off	900mA MAX: 36W	Asymmetrical	2700K CRI>90 SDCM<3	White
02 Triac dimming			3000K CRI>90 SDCM<3	Black
03 1-10V dimming			4000K CRI>90 SDCM<3	
04 Dali dimming				



Wallwasher
 (Asymmetrical light distribution)


43W TH-038-0924

Driver	Version	Optics	LED	Finishes
01 On/Off	1050mA MAX: 43W	Asymmetrical	2700K CRI>90 DCM<3	White
02 1-10V dimming			3000K CRI>90 DCM<3	Black
03 Dali dimming			4000K CRI>90 DCM<3	

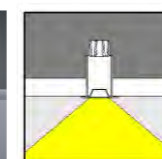


* More details available on request

LOCO Recessed Linear



General lighting
Ambient lighting produced by wide beam light distribution.

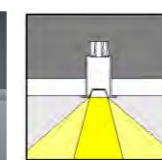


Downlights
Rotationally symmetrical or axially symmetrical, wide beam light distribution for general lighting.

LED module
L:8W - 43W
450 lm - 3960 lm
S:6W-48W
550 lm-3360 lm
Light distribution:Narrow, Medium,Wide



Linear lighting
Linear general lighting for spatial structuring and the illumination of zones and pathways.



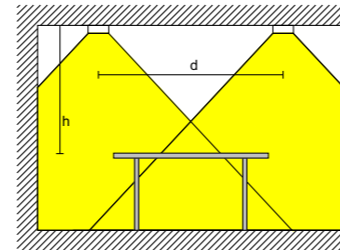
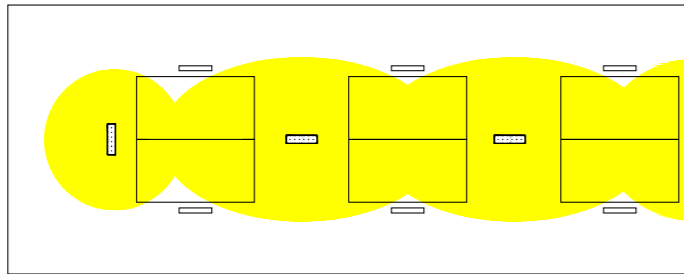
Downlights oval flood
Axially symmetrical light distribution for linear lighting.

LED module
L:8W - 43W
450 lm - 3960 lm
S:10W-48W
550 lm-3360 lm
Light distribution:Narrow, Medium,Wide

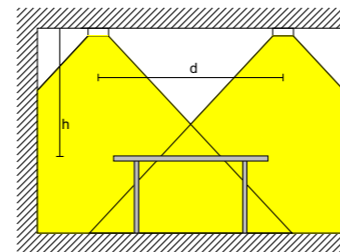
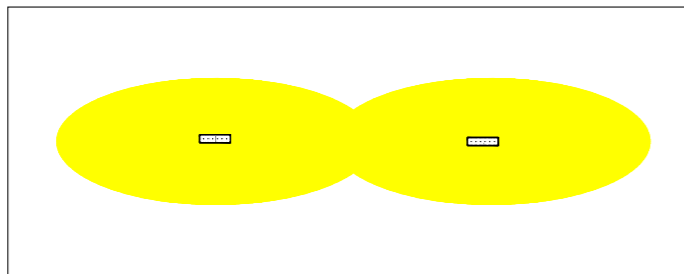


LOCO SURFACE-MOUNTED SQUARE provides two different light distribution options to lighting designs, Flexible lighting solution with high illumination and visual comfort apply to office, public area, commercial area, restaurant and other applications.

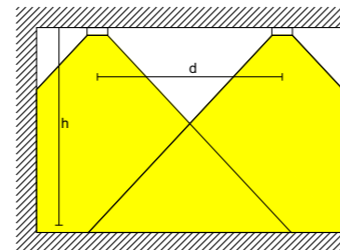
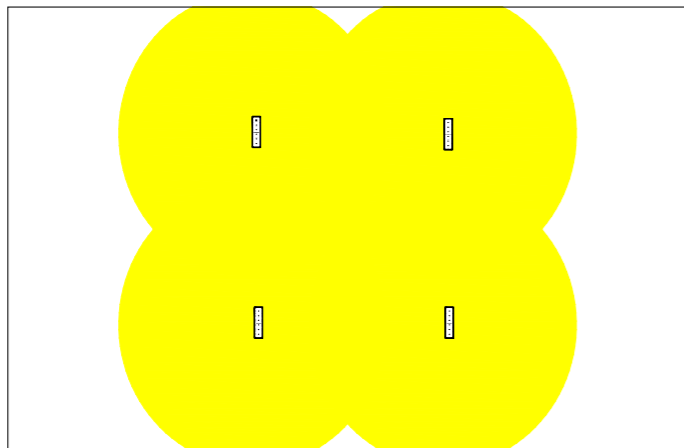
In the office, with optimal uniformity and good facial recognition, the luminaire spacing (d) may be up to 1.5 times the height (h) of the luminaire above the working plane. $d \leq 1.5xh$



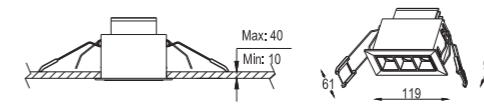
In the hallway or any narrow but long applications, selects the elongation lens to achieve the uniformity, the luminaire spacing (d) can be 1.5 times the height (h) of the luminaire above the floor. $d \leq 1.5xh$



In the office and public architecture application, as the general installation guide to achieve the uniformity, the luminaire spacing (d) can be 1.3 times the height (h) of the luminaire above the floor. $d \leq 1.3xh$



8W/11W



L110*W50*H40mm
Max:40mm



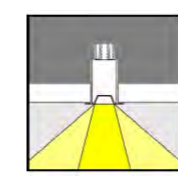
Regular Darklight Optional Black

Suitable for AC220-240V 50/60Hz
Single: IP20
Control: On/Off, Triac 1-10V, Dali dimming;
Lifetime 35000-50000H

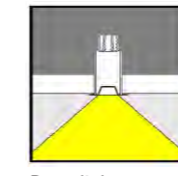
8W TH-067-0901

Lumen: 450-650lm, 3000K CRI>90 Efficacy up to: 82lm/W

Driver	Version	Optics	LED	Finishes
01 On/Off	180mA MAX: 8W	Narrow	2700K CRI>90 SDCM<3	White
02 Triac dimming		Medium	3000K CRI>90 SDCM<3	Black
03 1-10V dimming		Wide	4000K CRI>90 SDCM<3	
04 Dali dimming		Oval flood		



Downlights oval flood



Downlights

11W TH-010-0901

Lumen: 650-900lm, 3000K CRI>90 Efficacy up to: 90lm/W

Driver	Version	Optics	LED	Finishes
01 On/Off	250mA MAX: 11W	Narrow	2700K CRI>90 SDCM<3	White
02 Triac dimming		Medium	3000K CRI>90 SDCM<3	Black
03 1-10V dimming		Wide	4000K CRI>90 SDCM<3	
04 Dali dimming		Oval flood		

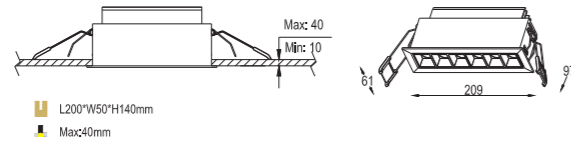
* More details available on request

Accessories: Linear spread lens

LOCO L Recessed Linear



15W/20W

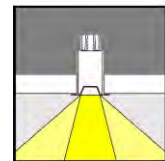


Suitable for AC220-240V 50/60Hz
Single: IP20
Control: On/Off, Triac 1-10V, Dali dimming;
Lifetime 35000-50000H

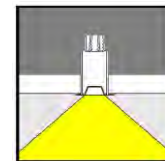
15W TH-118-0902

Lumen: 900-1250 lm, 3000K CRI>90 Efficacy up to: 82 lm/W

Driver	Version	Optics	LED	Finishes
01 On/Off	350mA MAX: 15W	Narrow	2700K CRI>90 SDCM<3	White
02 Triac dimming		Medium	3000K CRI>90 SDCM<3	Black
03 1-10V dimming		Wide	4000K CRI>90 SDCM<3	
04 Dali dimming		Oval flood		



Downlights oval flood



Downlights


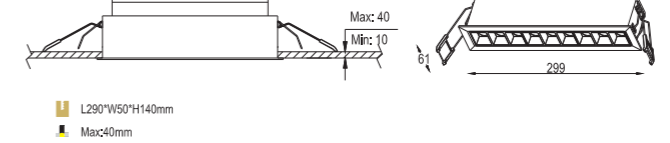
20W TH-022-0902

Lumen: 1200-1650 lm, 3000K CRI>90 Efficacy up to: 82 lm/W

Driver	Version	Optics	LED	Finishes
01 On/Off	500mA MAX: 20W	Narrow	2700K CRI>90 SDCM<3	White
02 Triac dimming		Medium	3000K CRI>90 SDCM<3	Black
03 1-10V dimming		Wide	4000K CRI>90 SDCM<3	
04 Dali dimming		Oval flood		



20W/28W/33W

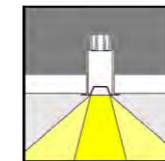


Suitable for AC220-240V 50/60Hz
Single: IP20
Control: On/Off, Triac 1-10V, Dali dimming;
Lifetime 35000-50000H

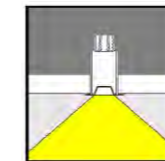
20W TH-020-0903

Lumen: 1200-1650 lm, 3000K CRI>90 Efficacy up to: 82 lm/W

Driver	Version	Optics	LED	Finishes
01 On/Off	500mA MAX: 20W	Narrow	2700K CRI>90 SDCM<3	White
02 Triac dimming		Medium	3000K CRI>90 SDCM<3	Black
03 1-10V dimming		Wide	4000K CRI>90 SDCM<3	
04 Dali dimming		Oval flood		



Downlights oval flood



Downlights

28W TH-026-0903

Lumen: 1680-2300 lm, 3000K CRI>90 Efficacy up to: 82 lm/W

Driver	Version	Optics	LED	Finishes
01 On/Off	700mA MAX: 28W	Narrow	2700K CRI>90 SDCM<3	White
02 Triac dimming		Medium	3000K CRI>90 SDCM<3	Black
03 1-10V dimming		Wide	4000K CRI>90 SDCM<3	
04 Dali dimming		Oval flood		

33W TH-032-0903

Lumen: 2000-2700 lm, 3000K CRI>90 Efficacy up to: 82 lm/W

Driver	Version	Optics	LED	Finishes
01 On/Off	800mA MAX: 33W	Narrow	2700K CRI>90 SDCM<3	White
02 Triac dimming		Medium	3000K CRI>90 SDCM<3	Black
03 1-10V dimming		Wide	4000K CRI>90 SDCM<3	
04 Dali dimming		Oval flood		

* More details available on request

Accessories: Linear spread lens

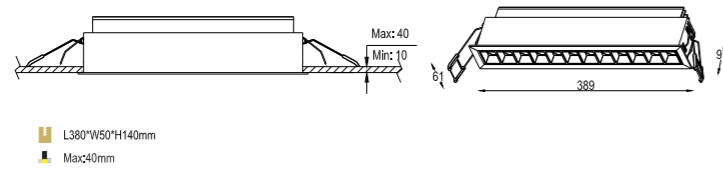
* More details available on request

Accessories: Linear spread lens

LOCO L Recessed Linear



28W/36W/43W



L 380*W50*H140mm
Max:40mm



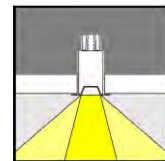
Regular Optional
Darklight Black

Suitable for AC220-240V 50/60Hz
Single: IP20
Control: On/Off, Triac 1-10V, Dali dimming;
Lifetime 35000-50000H

28W TH-026-0904

Lumen: 1680-2300lm, 3000K CRI>90 Efficacy up to: 82lm/W

Driver	Version	Optics	LED	Finishes
01 On/Off	700mA MAX: 28W	Narrow	2700K CRI>90 SDCM<3	White
02 Triac dimming		Medium	3000K CRI>90 SDCM<3	Black
03 1-10V dimming		Wide	4000K CRI>90 SDCM<3	
04 Dali dimming		Oval flood		

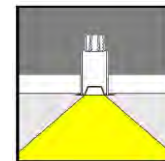


Downlights oval flood

36W TH-032-0904

Lumen: 2100-2950lm, 3000K CRI>90 Efficacy up to: 82lm/W

Driver	Version	Optics	LED	Finishes
01 On/Off	900mA MAX: 36W	Narrow	2700K CRI>90 SDCM<3	White
02 Triac dimming		Medium	3000K CRI>90 SDCM<3	Black
03 1-10V dimming		Wide	4000K CRI>90 SDCM<3	
04 Dali dimming		Oval flood		




Downlights

43W TH-038-0904

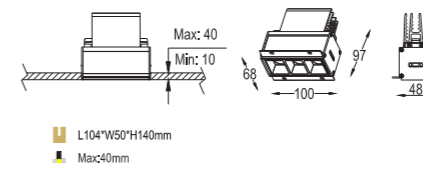
Lumen: 2500-3500lm, 3000K CRI>90 Efficacy up to: 82lm/W

Driver	Version	Optics	LED	Finishes
01 On/Off	1050mA MAX: 43W	Narrow	2700K CRI>90 SDCM<3	White
02 1-10V dimming		Medium	3000K CRI>90 SDCM<3	Black
03 Dali dimming		Wide	4000K CRI>90 SDCM<3	
		Oval flood		

LOCO L Recessed Linear



8W/11W



L 104*W50*H140mm
Max:40mm



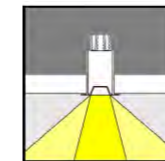
Regular Optional
Darklight Black

Suitable for AC220-240V 50/60Hz
Single: IP20
Control: On/Off, Triac 1-10V, Dali dimming;
Lifetime 35000-50000H

8W TH-067-0925

Lumen: 450-650lm, 3000K CRI>90 Efficacy up to: 82lm/W

Driver	Version	Optics	LED	Finishes
01 On/Off	180mA MAX: 8W	Narrow	2700K CRI>90 SDCM<3	White
02 Triac dimming		Medium	3000K CRI>90 SDCM<3	Black
03 1-10V dimming		Wide	4000K CRI>90 SDCM<3	
04 Dali dimming		Oval flood		

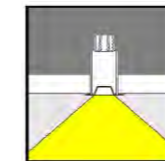


Downlights oval flood

11W TH-010-0925

Lumen: 650-900lm, 3000K CRI>90 Efficacy up to: 90lm/W

Driver	Version	Optics	LED	Finishes
01 On/Off	250mA MAX: 11W	Narrow	2700K CRI>90 SDCM<3	White
02 Triac dimming		Medium	3000K CRI>90 SDCM<3	Black
03 1-10V dimming		Wide	4000K CRI>90 SDCM<3	
04 Dali dimming		Oval flood		



Downlights

* More details available on request

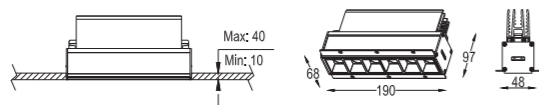
Accessories: Linear spread lens

Accessories: Linear spread lens

LOCO L Recessed Linear



15W/20W



L 194*W50*H140mm
Max:40mm



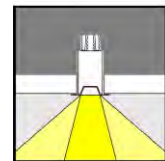
Regular Optional
Darklight Black

Suitable for AC220-240V 50/60Hz
Single: IP20
Control: On/Off, Triac 1-10V, Dali dimming;
Lifetime 35000-50000H

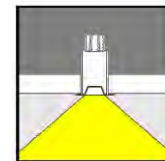
15W TH-118-0926

Lumen: 900-1250 lm, 3000K CRI > 90 Efficacy up to: 82 lm/W

Driver	Version	Optics	LED	Finishes
01 On/Off	350mA MAX: 15W	Narrow	2700K CRI > 90 SDCM < 3	White
02 Triac dimming		Medium	3000K CRI > 90 SDCM < 3	Black
03 1-10V dimming		Wide	4000K CRI > 90 SDCM < 3	
04 Dali dimming		Oval flood		



Downlights oval flood



Downlights

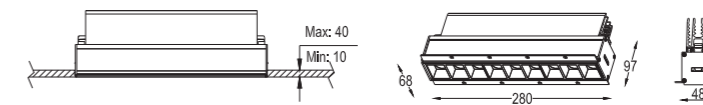
20W TH-022-0926

Lumen: 1200-1650 lm, 3000K CRI > 90 Efficacy up to: 82 lm/W

Driver	Version	Optics	LED	Finishes
01 On/Off	500mA MAX: 20W	Narrow	2700K CRI > 90 SDCM < 3	White
02 Triac dimming		Medium	3000K CRI > 90 SDCM < 3	Black
03 1-10V dimming		Wide	4000K CRI > 90 SDCM < 3	
04 Dali dimming		Oval flood		



20W/28W/33W



L 284*W50*H140mm
Max:40mm



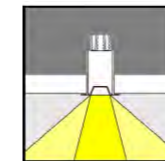
Regular Optional
Darklight Black

Suitable for AC220-240V 50/60Hz
Single: IP20
Control: On/Off, Triac 1-10V, Dali dimming;
Lifetime 35000-50000H

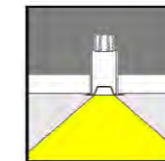
20W TH-020-0927

Lumen: 1200-1650 lm, 3000K CRI > 90 Efficacy up to: 82 lm/W

Driver	Version	Optics	LED	Finishes
01 On/Off	500mA MAX: 20W	Narrow	2700K CRI > 90 SDCM < 3	White
02 Triac dimming		Medium	3000K CRI > 90 SDCM < 3	Black
03 1-10V dimming		Wide	4000K CRI > 90 SDCM < 3	
04 Dali dimming		Oval flood		



Downlights oval flood



Downlights

28W TH-026-0927

Lumen: 1680-2300 lm, 3000K CRI > 90 Efficacy up to: 82 lm/W

Driver	Version	Optics	LED	Finishes
01 On/Off	700mA MAX: 28W	Narrow	2700K CRI > 90 SDCM < 3	White
02 Triac dimming		Medium	3000K CRI > 90 SDCM < 3	Black
03 1-10V dimming		Wide	4000K CRI > 90 SDCM < 3	
04 Dali dimming		Oval flood		

33W TH-032-0927

Lumen: 2000-2700 lm, 3000K CRI > 90 Efficacy up to: 82 lm/W

Driver	Version	Optics	LED	Finishes
01 On/Off	800mA MAX: 33W	Narrow	2700K CRI > 90 SDCM < 3	White
02 Triac dimming		Medium	3000K CRI > 90 SDCM < 3	Black
03 1-10V dimming		Wide	4000K CRI > 90 SDCM < 3	
04 Dali dimming		Oval flood		


* More details available on request

Accessories: Linear spread lens

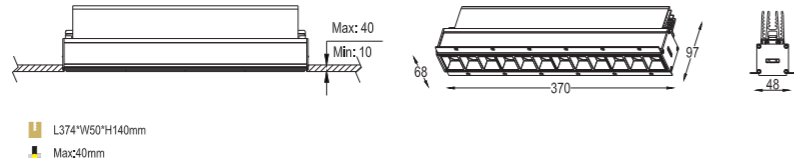
* More details available on request

Accessories: Linear spread lens

LOCO L Recessed Linear



28W/36W/43W



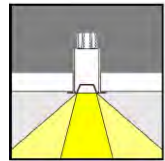
Regular Optional
Darklight Black

Suitable for AC220-240V 50/60Hz
Single: IP20
Control: On/Off, Triac 1-10V, Dali dimming;
Lifetime 35000-50000H

28W TH-026-0928

Lumen: 1680-2300 lm, 3000K CRI>90 Efficacy up to: 82 lm/W

Driver	Version	Optics	LED	Finishes
01 On/Off	700mA MAX: 28W	Narrow	2700K CRI>90 SDCM<3	White
02 Triac dimming		Medium	3000K CRI>90 SDCM<3	Black
03 1-10V dimming		Wide	4000K CRI>90 SDCM<3	
04 Dali dimming		Oval flood		

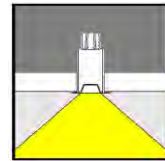


Downlights oval flood

36W TH-032-0928

Lumen: 2100-2950 lm, 3000K CRI>90 Efficacy up to: 82 lm/W

Driver	Version	Optics	LED	Finishes
01 On/Off	900mA MAX: 36W	Narrow	2700K CRI>90 SDCM<3	White
02 Triac dimming		Medium	3000K CRI>90 SDCM<3	Black
03 1-10V dimming		Wide	4000K CRI>90 SDCM<3	
04 Dali dimming		Oval flood		



Downlights


43W TH-038-0928

Lumen: 2500-3500 lm, 3000K CRI>90 Efficacy up to: 82 lm/W

Driver	Version	Optics	LED	Finishes
01 On/Off	1050mA MAX: 43W	Narrow	2700K CRI>90 SDCM<3	White
02 1-10V dimming		Medium	3000K CRI>90 SDCM<3	Black
03 Dali dimming		Wide	4000K CRI>90 SDCM<3	
		Oval flood		

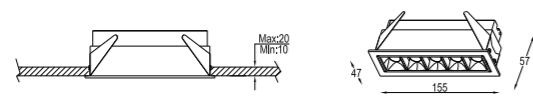
* More details available on request

Accessories: Linear spread lens





6W/9W/12W



L148*W40*H100
Max:20



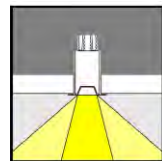
Regular
Black

Suitable for AC220-240V 50/60Hz
Single: IP20
Control: On/Off, Dali dimming;
Lifetime 35000-50000H

6W TH-005-1227

Lumen:330-420 lm,3000K CRI>90 Efficacy up to:70 lm/W

Driver	Version	Optics	LED	Finishes
01 On/Off	15V 350mA MAX: 6W	15°	2700K CRI>90 SDCM<3	White
02 Dali dimming		30°	3000K CRI>90 SDCM<3	Black
		45°	4000K CRI>90 SDCM<3	
		Oval flood		

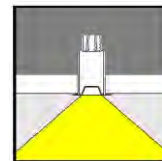


Downlights oval flood

9W TH-008-1227

Lumen:495-630 lm,3000K CRI>90 Efficacy up to:70 lm/W

Driver	Version	Optics	LED	Finishes
01 On/Off	15V 500mA MAX: 9W	15°	2700K CRI>90 SDCM<3	White
02 Dali dimming		30°	3000K CRI>90 SDCM<3	Black
		45°	4000K CRI>90 SDCM<3	
		Oval flood		




Downlights

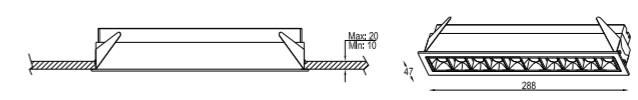
12W TH-010-1227

Lumen:660-840 lm,3000K CRI>90 Efficacy up to:70 lm/W

Driver	Version	Optics	LED	Finishes
01 On/Off	15V 700mA MAX: 12W	15°	2700K CRI>90 SDCM<3	White
02 Dali dimming		30°	3000K CRI>90 SDCM<3	Black
		45°	4000K CRI>90 SDCM<3	
		Oval flood		



18W/24W



L281*W40*H100
Max:20



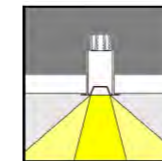
Regular
Black

Suitable for AC220-240V 50/60Hz
Single: IP20
Control: On/Off, Dali dimming;
Lifetime 35000-50000H

18W TH-015-1228

Lumen:990-1260 lm,3000K CRI>90 Efficacy up to:70 lm/W

Driver	Version	Optics	LED	Finishes
01 On/Off	30V 500mA MAX: 18W	15°	2700K CRI>90 SDCM<3	White
02 Dali dimming		30°	3000K CRI>90 SDCM<3	Black
		45°	4000K CRI>90 SDCM<3	
		Oval flood		

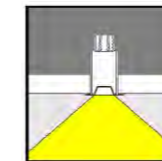


Downlights oval flood

24W TH-021-1228

Lumen:1320-1680 lm,3000K CRI>90 Efficacy up to:70 lm/W

Driver	Version	Optics	LED	Finishes
01 On/Off	30V 700mA MAX: 24W	15°	2700K CRI>90 SDCM<3	White
02 Dali dimming		30°	3000K CRI>90 SDCM<3	Black
		45°	4000K CRI>90 SDCM<3	
		Oval flood		



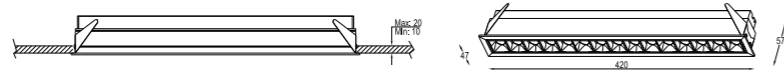
Downlights

* More details available on request

* More details available on request



30W/40W



L413*W40*H100
Max:20



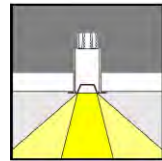
Regular
Black

Suitable for AC220-240V 50/60Hz
Single: IP20
Control: On/Off, Dali dimming;
Lifetime 35000-50000H

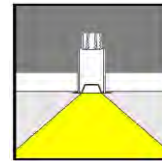
30W TH-027-1229

Lumen:1650-2100lm,3000K CRI>90 Efficacy up to:70lm/W

Driver	Version	Optics	LED	Finishes
01 On/Off	45V 600mA MAX: 30W	15°	2700K CRI>90 SDCM<3	White
02 Dali dimming		30°	3000K CRI>90 SDCM<3	Black
		45°	4000K CRI>90 SDCM<3	
		Oval flood		



Downlights oval flood




Downlights

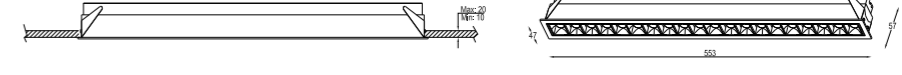
40W TH-036-1229

Lumen:2200-2800lm,3000K CRI>90 Efficacy up to:70lm/W

Driver	Version	Optics	LED	Finishes
01 On/Off	45V 800mA MAX: 40W	15°	2700K CRI>90 SDCM<3	White
02 Dali dimming		30°	3000K CRI>90 SDCM<3	Black
		45°	4000K CRI>90 SDCM<3	
		Oval flood		



36W/42W/48W



L546*W40*H100
Max:20



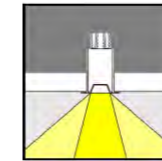
Regular
Black

Suitable for AC220-240V 50/60Hz
Single: IP20
Control: On/Off, Dali dimming;
Lifetime 35000-50000H

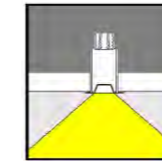
36W TH-032-1230

Lumen:1980-2520lm,3000K CRI>90 Efficacy up to:70lm/W

Driver	Version	Optics	LED	Finishes
01 On/Off	30V 1050mA MAX: 36W	15°	2700K CRI>90 SDCM<3	White
02 Dali dimming		30°	3000K CRI>90 SDCM<3	Black
		45°	4000K CRI>90 SDCM<3	
		Oval flood		



Downlights oval flood



Downlights

42W TH-036-1230

Lumen:2310-2940lm,3000K CRI>90 Efficacy up to:70lm/W

Driver	Version	Optics	LED	Finishes
01 On/Off	30V 1200mA MAX: 42W	15°	2700K CRI>90 SDCM<3	White
02 Dali dimming		30°	3000K CRI>90 SDCM<3	Black
		45°	4000K CRI>90 SDCM<3	
		Oval flood		

48W TH-042-1230


Lumen:2640-3360lm,3000K CRI>90 Efficacy up to:70lm/W

Driver	Version	Optics	LED	Finishes
01 On/Off	30V 1400mA MAX: 48W	15°	2700K CRI>90 SDCM<3	White
02 Dali dimming		30°	3000K CRI>90 SDCM<3	Black
		45°	4000K CRI>90 SDCM<3	
		Oval flood		

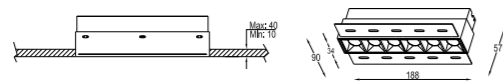
* More details available on request

* More details available on request

LOCO S Recessed Linear



6W/9W/12W



L 193*W40*H100
Max:40



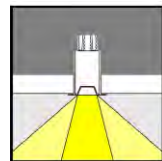
Regular
Black

Suitable for AC220-240V 50/60Hz
Single: IP20
Control: On/Off, Dali dimming;
Lifetime 35000-50000H

6W TH-005-1223

Lumen:330-420 lm,3000K CRI>90 Efficacy up to:70 lm/W

Driver	Version	Optics	LED	Finishes
01 On/Off	15V 350mA MAX: 6W	15°	2700K CRI>90 SDCM<3	White
02 Dali dimming		30°	3000K CRI>90 SDCM<3	Black
		45°	4000K CRI>90 SDCM<3	
		Oval flood		

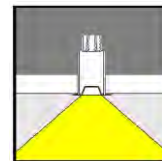


Downlights oval flood

9W TH-008-1223

Lumen:495-630 lm,3000K CRI>90 Efficacy up to:70 lm/W

Driver	Version	Optics	LED	Finishes
01 On/Off	15V 500mA MAX: 9W	15°	2700K CRI>90 SDCM<3	White
02 Dali dimming		30°	3000K CRI>90 SDCM<3	Black
		45°	4000K CRI>90 SDCM<3	
		Oval flood		




Downlights

12W TH-010-1223

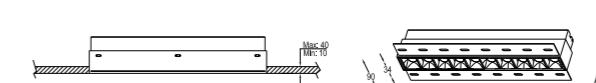
Lumen:660-840 lm,3000K CRI>90 Efficacy up to:70 lm/W

Driver	Version	Optics	LED	Finishes
01 On/Off	15V 700mA MAX: 12W	15°	2700K CRI>90 SDCM<3	White
02 Dali dimming		30°	3000K CRI>90 SDCM<3	Black
		45°	4000K CRI>90 SDCM<3	
		Oval flood		

LOCO S Recessed Linear



18W/24W



L 280*W40*H100
Max:40



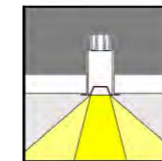
Regular
Black

Suitable for AC220-240V 50/60Hz
Single: IP20
Control: On/Off, Dali dimming;
Lifetime 35000-50000H

18W TH-015-1224

Lumen:990-1260 lm,3000K CRI>90 Efficacy up to:70 lm/W

Driver	Version	Optics	LED	Finishes
01 On/Off	30V 500mA MAX: 18W	15°	2700K CRI>90 SDCM<3	White
02 Dali dimming		30°	3000K CRI>90 SDCM<3	Black
		45°	4000K CRI>90 SDCM<3	
		Oval flood		

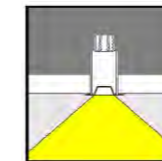


Downlights oval flood

24W TH-021-1224

Lumen:1320-1680 lm,3000K CRI>90 Efficacy up to:70 lm/W


Driver	Version	Optics	LED	Finishes
01 On/Off	30V 700mA MAX: 24W	15°	2700K CRI>90 SDCM<3	White
02 Dali dimming		30°	3000K CRI>90 SDCM<3	Black
		45°	4000K CRI>90 SDCM<3	
		Oval flood		



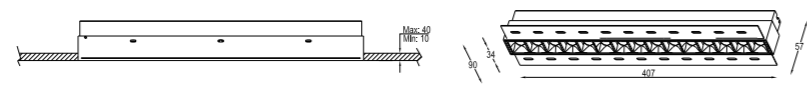
Downlights

* More details available on request

* More details available on request



30W/40W



L412*W40*H100
Max:40



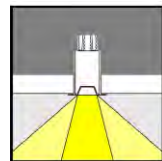
Regular
Black

Suitable for AC220-240V 50/60Hz
Single: IP20
Control: On/Off, Dali dimming;
Lifetime 35000-50000H

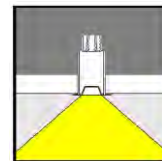
30W TH-027-1225

Lumen:1650-2100 lm,3000K CRI>90 Efficacy up to:70 lm/W

Driver	Version	Optics	LED	Finishes
01 On/Off	45V 600mA MAX: 30W	N-15°	2700K CRI>90 SDCM<3	White
02 Dali dimming		M-30°	3000K CRI>90 SDCM<3	Black
		W-45°	4000K CRI>90 SDCM<3	
		Oval flood		



Downlights oval flood




Downlights

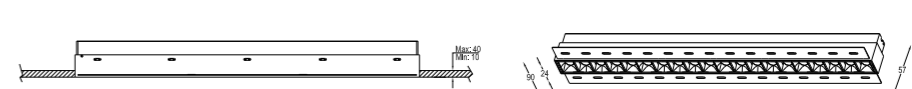
40W TH-036-1225

Lumen:2200-2800 lm,3000K CRI>90 Efficacy up to:70 lm/W

Driver	Version	Optics	LED	Finishes
01 On/Off	45V 800mA MAX: 40W	N-15°	2700K CRI>90 SDCM<3	White
02 Dali dimming		M-30°	3000K CRI>90 SDCM<3	Black
		W-45°	4000K CRI>90 SDCM<3	
		Oval flood		



36W/42W/48W



L545*W40*H100
Max:40



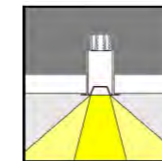
Regular
Black

Suitable for AC220-240V 50/60Hz
Single: IP20
Control: On/Off, Dali dimming;
Lifetime 35000-50000H

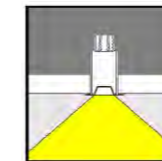
36W TH-032-1226

Lumen:1980-2520 lm,3000K CRI>90 Efficacy up to:70 lm/W

Driver	Version	Optics	LED	Finishes
01 On/Off	30V 1050mA MAX: 36W	15°	2700K CRI>90 SDCM<3	White
02 Dali dimming		30°	3000K CRI>90 SDCM<3	Black
		45°	4000K CRI>90 SDCM<3	
		Oval flood		



Downlights oval flood



Downlights

42W TH-036-1226

Lumen:2310-2940 lm,3000K CRI>90 Efficacy up to:70 lm/W

Driver	Version	Optics	LED	Finishes
01 On/Off	30V 1200mA MAX: 42W	15°	2700K CRI>90 SDCM<3	White
02 Dali dimming		30°	3000K CRI>90 SDCM<3	Black
		45°	4000K CRI>90 SDCM<3	
		Oval flood		


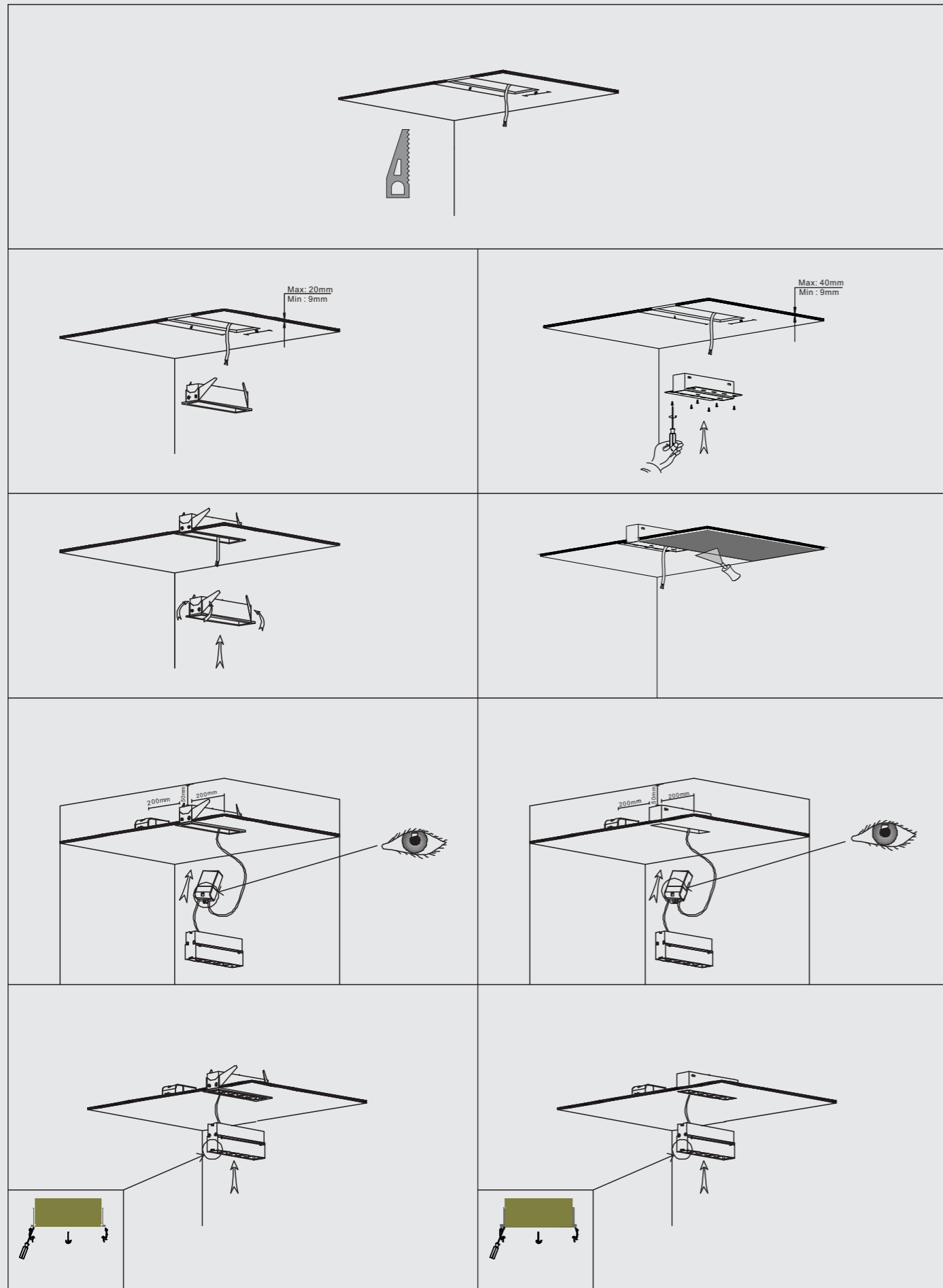
48W TH-042-1226

Lumen:2640-3360 lm,3000K CRI>90 Efficacy up to:70 lm/W

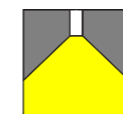


Driver	Version	Optics	LED	Finishes
01 On/Off	30V 1400mA MAX: 48W	15°	2700K CRI>90 SDCM<3	White
02 Dali dimming		30°	3000K CRI>90 SDCM<3	Black
		45°	4000K CRI>90 SDCM<3	
		Oval flood		

* More details available on request

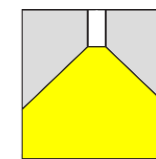

* More details available on request



LOCO Surface-mounted Linear

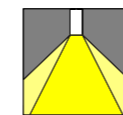


General lighting
Ambient lighting produced by wide beam light distribution.

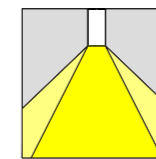



Downlights
Rotationally symmetrical or axially symmetrical, wide beam light distribution for general lighting.

LED module
15W - 43W
850lm - 3960lm
Light distribution: Narrow Medium Wide



Linear lighting
Linear general lighting for spatial structuring and the illumination of zones and pathways



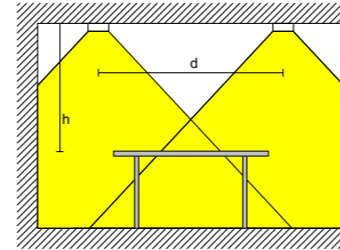
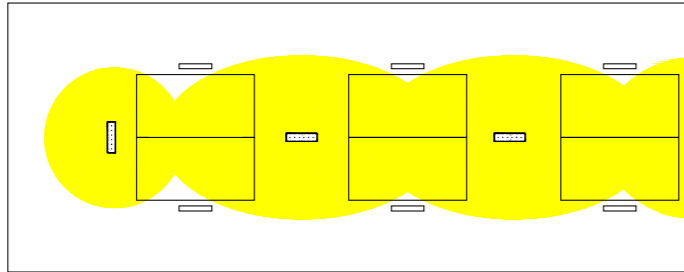
Downlights oval flood
Axially symmetrical light distribution for linear lighting.

LED module
15W - 43W
850lm - 3960lm
Light distribution: Oval flood

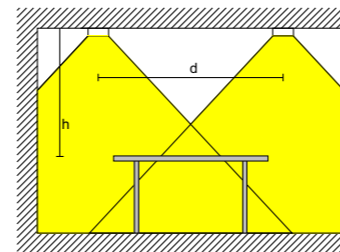
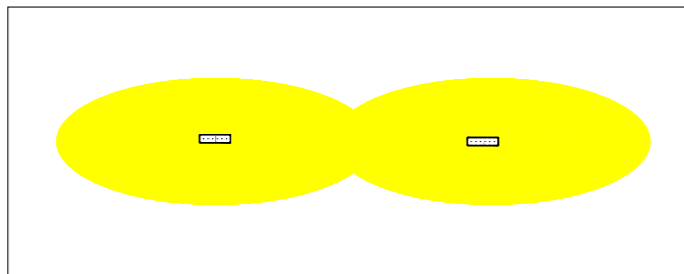


LOCO SURFACE-MOUNTED LINEAR provides two different light distribution options to lighting designs, Flexible lighting solution with high illumination and visual comfort apply to office, public area, commercial area, restaurant and other applications.

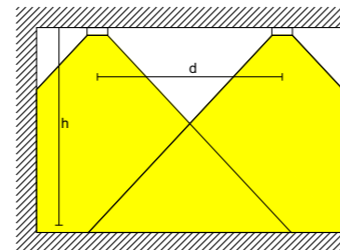
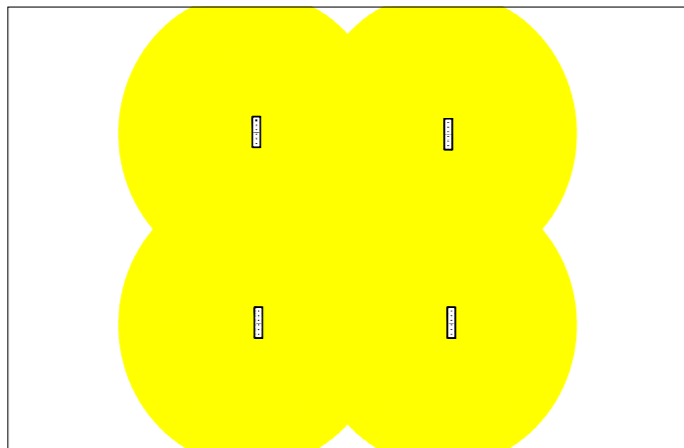
In the office, with optimal uniformity and good facial recognition, the luminaire spacing (d) may be up to 1.5 times the height (h) of the luminaire above the working plane.
 $d \leq 1.5xh$




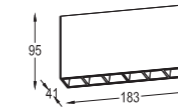
In the hallway or any narrow but long applications, selects the elongation lens to achieve the uniformity, the luminaire spacing (d) can be 1.5 times the height (h) of the luminaire above the floor.
 $d \leq 1.5xh$



In the office and public architecture application, as the general installation guide to achieve the uniformity, the luminaire spacing (d) can be 1.3 times the height (h) of the luminaire above the floor.
 $d \leq 1.3xh$



15W/20W



Suitable for AC220-240V 50/60Hz
 Single: IP20
 Control: On/Off, 1-10V, Dali dimming;
 Lifetime 35000-50000H

15W MZ-118-0982

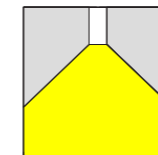
Lumen: 900-1250lm, 3000K CRI>90 Efficacy up to: 82lm/W

Driver	Version	Optics	LED	Finishes
01 On/Off	350mA MAX: 15W	Narrow	2700K CRI>90 SDCM<3	White
02 1-10V dimming		Medium	3000K CRI>90 SDCM<3	Grey
03 Dali dimming		Wide	4000K CRI>90 SDCM<3	Black
		Oval flood		

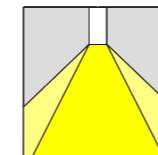
20W MZ-022-0982

Lumen: 1200-1650lm, 3000K CRI>90 Efficacy up to: 82lm/W

Driver	Version	Optics	LED	Finishes
01 On/Off	500mA MAX: 20W	Narrow	2700K CRI>90 SDCM<3	White
02 1-10V dimming		Medium	3000K CRI>90 SDCM<3	Grey
03 Dali dimming		Wide	4000K CRI>90 SDCM<3	Black
		Oval flood		



Downlights oval flood



Downlights

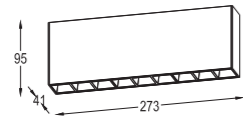
* More details available on request

Accessories: Linear spread lens

LOCO Surface-mounted Linear



20W/28W/33W



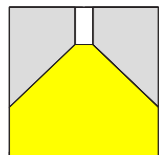
Regular Optional
Darklight Black

Suitable for AC220-240V 50/60Hz
Single: IP20
Control: On/Off, 1-10V, Dali dimming;
Lifetime 35000-50000H

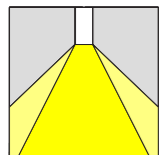
20W MZ-020-0983

Lumen: 1200-1650 lm, 3000K CRI > 90 Efficacy up to: 82 lm/W

Driver	Version	Optics	LED	Finishes
01 On/Off	500mA MAX: 20W	Narrow	2700K CRI > 90 SDCM < 3	White
02 1-10V dimming		Medium	3000K CRI > 90 SDCM < 3	Grey
03 Dali dimming		Wide	4000K CRI > 90 SDCM < 3	Black
		Oval flood		



Downlights oval flood



Downlights

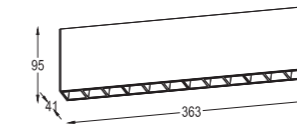
28W MZ-026-0983

Lumen: 1680-2300 lm, 3000K CRI > 90 Efficacy up to: 82 lm/W

Driver	Version	Optics	LED	Finishes
01 On/Off	700mA MAX: 28W	Narrow	2700K CRI > 90 SDCM < 3	White
02 1-10V dimming		Medium	3000K CRI > 90 SDCM < 3	Grey
03 Dali dimming		Wide	4000K CRI > 90 SDCM < 3	Black
		Oval flood		



28W/36W/43W



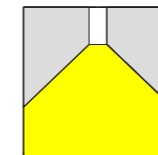
Regular Optional
Darklight Black

Suitable for AC220-240V 50/60Hz
Single: IP20
Control: On/Off, 1-10V, Dali dimming;
Lifetime 35000-50000H

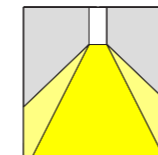
28W MZ-026-0984

Lumen: 1680-2300 lm, 3000K CRI > 90 Efficacy up to: 82 lm/W

Driver	Version	Optics	LED	Finishes
01 On/Off	700mA MAX: 28W	Narrow	2700K CRI > 90 SDCM < 3	White
02 1-10V dimming		Medium	3000K CRI > 90 SDCM < 3	Grey
03 Dali dimming		Wide	4000K CRI > 90 SDCM < 3	Black
		Oval flood		



Downlights oval flood



Downlights

36W MZ-032-0984

Lumen: 2100-2950 lm, 3000K CRI > 90 Efficacy up to: 82 lm/W

Driver	Version	Optics	LED	Finishes
01 On/Off	900mA MAX: 36W	Narrow	2700K CRI > 90 SDCM < 3	White
02 1-10V dimming		Medium	3000K CRI > 90 SDCM < 3	Grey
03 Dali dimming		Wide	4000K CRI > 90 SDCM < 3	Black
		Oval flood		

43W MZ-038-0984

Lumen: 2500-3500 lm, 3000K CRI > 90 Efficacy up to: 82 lm/W

Driver	Version	Optics	LED	Finishes
01 On/Off	1050mA MAX: 43W	Narrow	2700K CRI > 90 SDCM < 3	White
02 1-10V dimming		Medium	3000K CRI > 90 SDCM < 3	Grey
03 Dali dimming		Wide	4000K CRI > 90 SDCM < 3	Black
		Oval flood		


* More details available on request

Accessories: Linear spread lens

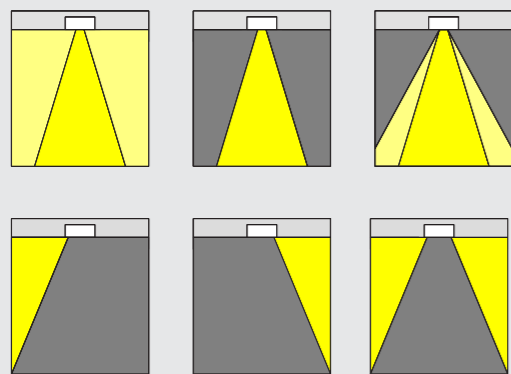
* More details available on request

Accessories: Linear spread lens

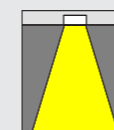
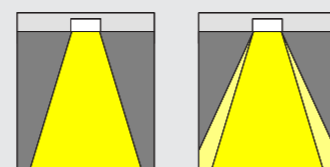
LOCO Recessed Square



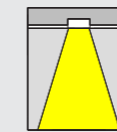
Accent lighting



General lighting

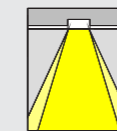


General lighting



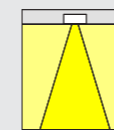
Downlights
Wide beam, rotationally symmetrical light distribution for general lighting

LED module
33W
2000lm - 2500 lm
Light distribution: Wide flood

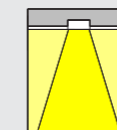



Downlights oval flood
Axially symmetrical light distribution for linear lighting.

LED module
33W
2000lm - 2500 lm
Light distribution: Oval flood

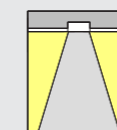


Accent lighting



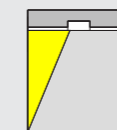
Double wallwashers+General lighting
Axially symmetrical light distribution for illumination of parallel walls in corridors and hallways, with downwards-directed light for the general illumination

LED module
33W
1500lm - 2000 lm
Light distribution: Wallwash+Wide flood



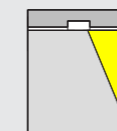
With wireless intelligent control driver, individual controllable, double wallwashers

LED module
22W
1000lm - 1200 lm
Light distribution: Wallwash



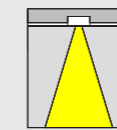
With wireless intelligent control driver, individual controllable, one-side wallwasher

LED module
11W
500lm - 700 lm
Light distribution: Wallwash



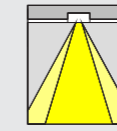
With wireless intelligent control driver, individual controllable, one-side wallwasher

LED module
11W
500lm - 700 lm
Light distribution: Wallwash

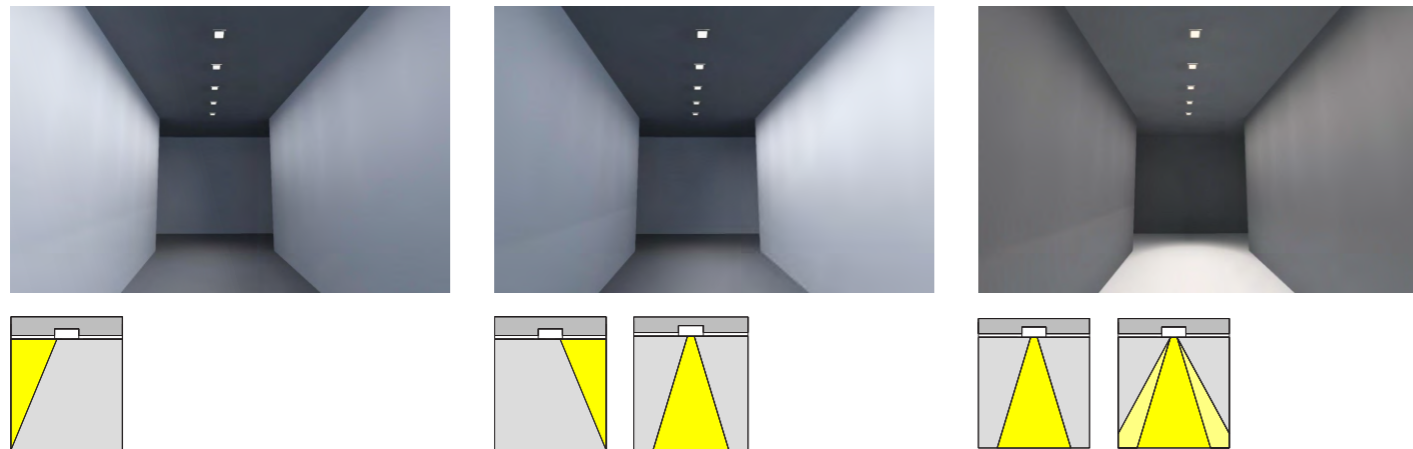



With wireless intelligent control driver, individual controllable, downwards-directed light for general lighting

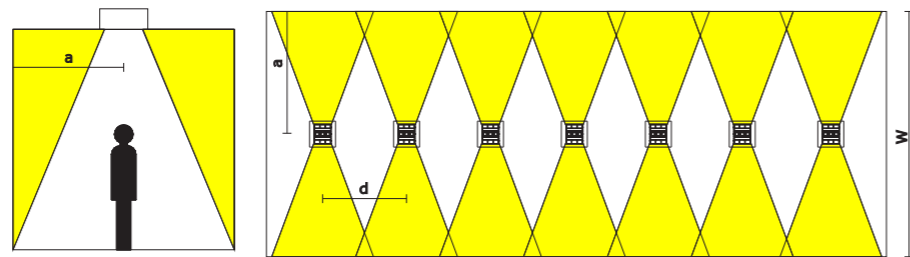
LED module
11W
500lm - 700 lm
Light distribution: Wide flood

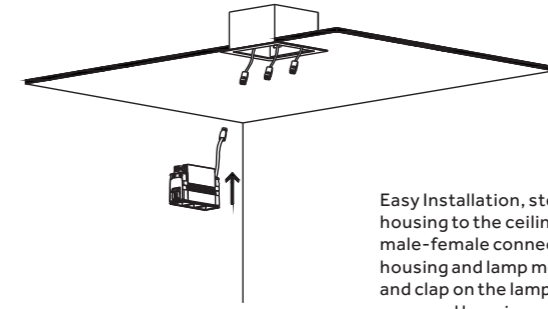


LED module
11W
500lm - 700 lm
Light distribution: Oval wide flood

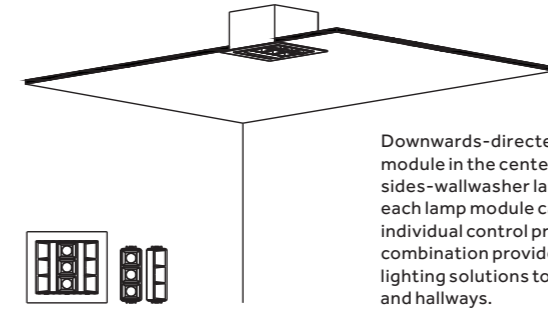


This is an ideal product for 1.8m-2.8 width hallway, the best width is 2.4m. As the general installation guide, the fitting should be installed at the 1/2 point to the width of hallway, luminaire spacing (d) can be 1.1 times 1/2 width of corridor.
 $a = 1/2 \times w$
 $d < 1.1 \times a$

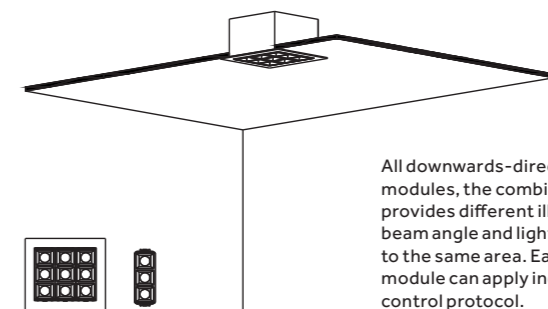




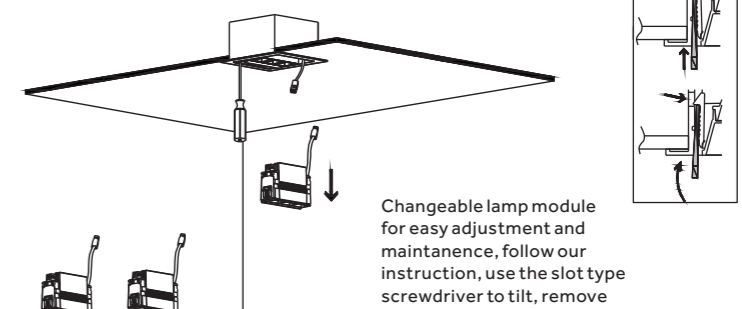
Easy Installation, step1. Install the recessed housing to the ceiling. step2. plug in the male-female connector between recessed housing and lamp module. step3. push and clap on the lamp module to the recessed housing.



Downwards-directed light lamp module in the center + both sides-wallwasher lamp module, each lamp module can apply individual control protocol, the combination provides different lighting solutions to the corridors and hallways.



All downwards-directed light lamp modules, the combination provides different illuminance, beam angle and light distribution to the same area. Each lamp module can apply individual control protocol.


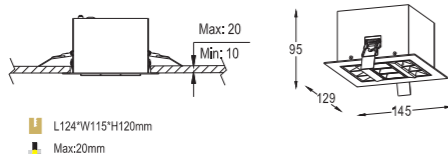


Changeable lamp module for easy adjustment and maintenance, follow our instruction, use the slot type screwdriver to tilt, remove

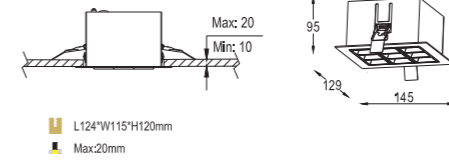
LOCO Recessed Square



33W



33W



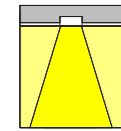
Regular Optional
Darklight Black

Suitable for AC220-240V 50/60Hz
Single: IP20
Control: On/Off, Triac, 1-10V, Dali dimming;
Lifetime 35000-50000H

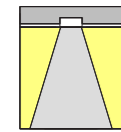
33W TH-010-0985

Lumen: 500-1500lm, 3000K CRI>90 Efficacy up to: 82lm/W

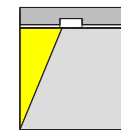
Driver	Version	Optics	LED	Finishes
01 On/Off	MAX: 33W	Various of light distribution	2700K CRI>90 SDCM<3	White
02 Triac dimming			3000K CRI>90 SDCM<3	Grey
03 1-10V dimming			3500K CRI>90 SDCM<3	Black
04 Dali dimming			4000K CRI>90 SDCM<3	



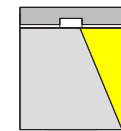
Downlights
3x250mA 36V MAX: 33W



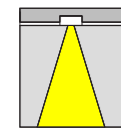
Double wallwashers
2x250mA 36V MAX: 22W



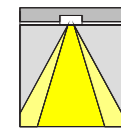
Wallwashers
250mA 36V MAX: 11W



Wallwashers
250mA 36V MAX: 11W




Downwards-directed general lighting
250mA 36V MAX: 11W



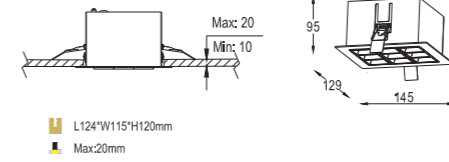
Downwards-directed general lighting
250mA 36V MAX: 11W

* More details available on request

LOCO Recessed Square



33W



Regular Optional
Darklight Black

Suitable for AC220-240V 50/60Hz
Single: IP20
Control: On/Off, Triac, 1-10V, Dali dimming;
Lifetime 35000-50000H

33W TH-010-1028

Lumen: 2000-2500lm, 3000K CRI>90 Efficacy up to: 82lm/W

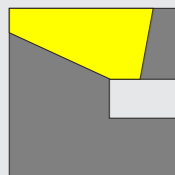
Driver	Version	Optics	LED	Finishes
01 On/Off	MAX: 33W	Narrow	2700K CRI>90 SDCM<3	White
02 Triac dimming		Medium	3000K CRI>90 SDCM<3	Grey
03 1-10V dimming		Wide	3500K CRI>90 SDCM<3	Black
04 Dali dimming		Oval flood	4000K CRI>90 SDCM<3	

* More details available on request

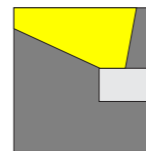
LOCO Wall-mounted luminaires




Lighting effects for ceilings



This ceiling washlight makes the task of creating uniform uplighting incredibly easy




Up lighting
Ambient lighting produced by wide beam light distribution.

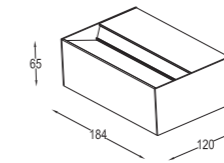


Ceiling washlights
Asymmetrical washlighting for uniform illumination of the ceiling.

LED module
15W-20W



15W/20W



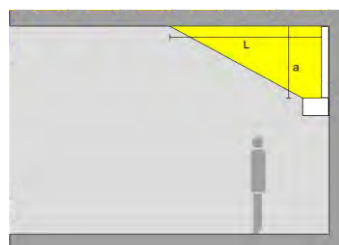
Suitable for AC220-240V 50/60Hz
 Single: IP20
 Control: On/Off, Triac, 1-10V, Dali dimming;
 Lifetime 35000-50000H

15W BD-118-0908

Driver	Version	Optics	LED	Finishes
01 On/Off	350mA MAX: 15W	Asymmetrical	2700K CRI>90 SDCM<3	White
02 Triac dimming			3000K CRI>90 SDCM<3	Grey
03 1-10V dimming			4000K CRI>90 SDCM<3	Black
04 Dali dimming				

20W BD-020-0908


Driver	Version	Optics	LED	Finishes
01 On/Off	500mA MAX: 20W	Asymmetrical	2700K CRI>90 SDCM<3	White
02 Triac dimming			3000K CRI>90 SDCM<3	Grey
03 1-10V dimming			4000K CRI>90 SDCM<3	Black
04 Dali dimming				



Ceiling washlights

Illuminated ceilings produce a high and spacious impression of the room. The distance of luminaires to the ceiling depends on the design criteria, but should not be less than 0.8m. In rooms with a ceiling height of 3m, this corresponds roughly to the height of the door frame.

Arrangement: $a \geq 0.8m$

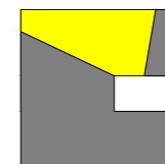


The distance (d) of luminaires may be up to 4 times the ceiling offset (a).

Arrangement: $d = 1.2 \times a$


The distance (L) of luminaires with deep beam light distribution may be up to 3 times the ceiling offset (a).

Arrangement: $L = 2.5 \times a$

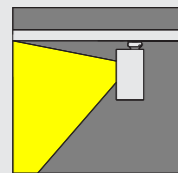


Asymmetrical uplighting

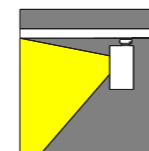
LOCO Track Wallwasher



Lighting effects for walls



Simple and efficient wallwashing for museums and business premises

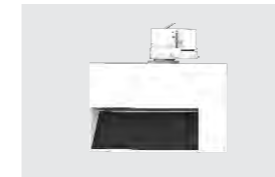

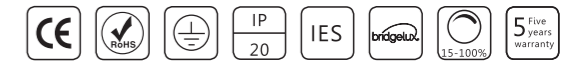


Wallwashers
Vertical illuminance for brightening and dividing the space

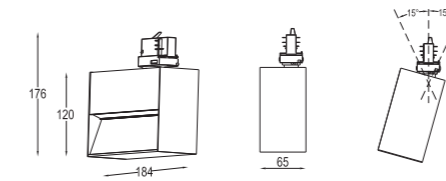


Wallwashers
Asymmetrical light distribution for highly uniform wallwashing

LED module
15W-20W
Wallwash



15W/20W



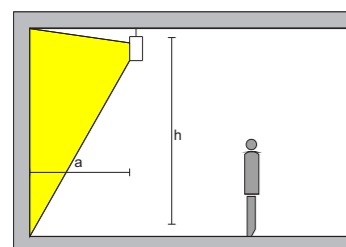
Suitable for AC220-240V 50/60Hz
 Single: IP20
 Control: On/Off, Triac, 1-10V, Dali dimming;
 Lifetime 35000-50000H

15W GD-118-1218

Driver	Version	Optics	LED	Finishes
01 On/Off	350mA MAX: 15W	Asymmetrical	2700K CRI>90 SDCM<3	White
02 Triac dimming			3000K CRI>90 SDCM<3	Grey
03 1-10V dimming			4000K CRI>90 SDCM<3	Black
04 Dali dimming				

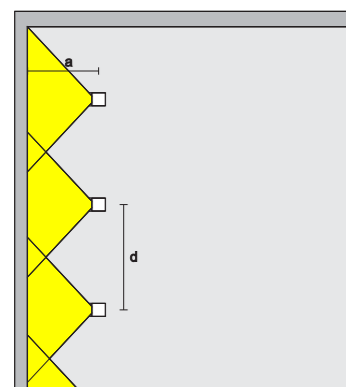
20W GD-020-1218

Driver	Version	Optics	LED	Finishes
01 On/Off	500mA MAX: 20W	Asymmetrical	2700K CRI>90 SDCM<3	White
02 Triac dimming			3000K CRI>90 SDCM<3	Grey
03 1-10V dimming			4000K CRI>90 SDCM<3	Black
04 Dali dimming				



Ceiling washlights
 For uniform vertical illuminance, the distance (a) of luminaires reflector wallwashers from the wall should be around one third of the room height (h). The luminaire head has been adjusted precisely for optimum wallwashing.

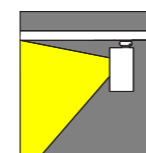
Arrangement: $a = 1/3 \times h$



For good longitudinal uniformity, the spacing (d) of Pantrac lens wallwashers may be up to 1.5 times the offset from the wall (a).


Arrangement: $d \leq 1.5 \times a$

The optimal wall offset and luminaire spacing for each product are indicated in the wallwasher tables in the catalogue and the product data sheets

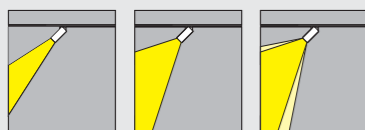


Asymmetrical wallwasher

LOCO Track Linear




Track Linear



	<p>Accentuation</p>			<p>Spotlights Very narrow to wide beam, rotationally symmetrical light distribution for accent lighting</p>	<p>LED module 20W 1400lm - 1700lm Light distribution: Spot, Flood</p>
	<p>General lighting</p>			<p>Floodlights Very wide rotationally symmetrical or axially symmetrical light distribution for floodlighting.</p>	<p>LED module 20W 1400lm - 1800lm Light distribution: Wide flood, Extra wide flood.</p>
	<p>Linear lighting</p>			<p>Track lighting oval flood Axially symmetrical light distribution for linear lighting.</p>	<p>LED module 20W 1400lm - 1750lm Light distribution: Oval flood</p>

LOCO Track Linear

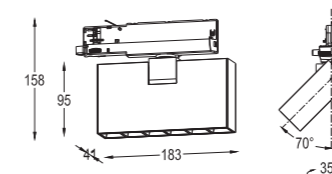
1-10V dimming
available with 3-circuit adapter



LOCO TRACK LINEAR is an ideal product for commercial chain shop. With high central intensity, 20W luminaire can be installed up to 3m~4m height and achieve the lumination request, thanks to the $UGR \leq 12$ anti-glare optical design, create a visual comfort lighting application.



20W/35W



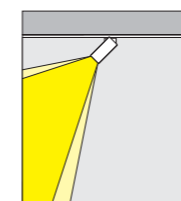
Regular Optional
Darklight Black

Suitable for AC220-240V 50/60Hz
Single: IP20
Control: On/Off, Triac, 1-10V, Dali dimming;
Lifetime 35000-50000H

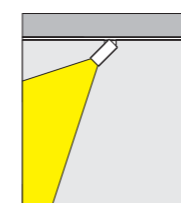
20W GD-018-0979

Lumen: 1400-1700 lm, 3000K CRI>90 Efficacy up to: 92 lm/W

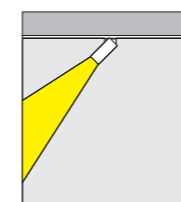
Driver	Version	Optics	LED	Finishes
01 On/Off	500mA MAX: 20W	Narrow	2700K CRI>90 SDCM<3	White
02 Triac dimming		Medium		Black
03 1-10V dimming		Wide	3500K CRI>90 SDCM<3	
04 Dali dimming		Oval flood	4000K CRI>90 SDCM<3	



Light distribution:
Spot Flood



Light distribution:
Wide flood, Extra wide flood



Light distribution:
Oval flood

35W GD-018-0979

Lumen: 2450-3100 lm, 3000K CRI>90 Efficacy up to: 92 lm/W



Driver	Version	Optics	LED	Finishes
01 On/Off	800mA MAX: 35W	Narrow	2700K CRI>90 SDCM<3	White
02 Triac dimming		Medium		Black
03 1-10V dimming		Wide	3500K CRI>90 SDCM<3	
		Oval flood	4000K CRI>90 SDCM<3	

* More details available on request

Accessories: Linear spread lens

The innovation of accent lighting

MUCO





MUCO

MUCO series , based on the core fitting module extends the MUCO family to be functional in various of applications. Mini or medium, visible or invisible, track or pendant, ceiling or recessed, lens or reflectors, mix and match as you wish.

MUCO Track



Finish:



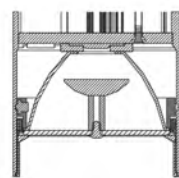
MUCO Track



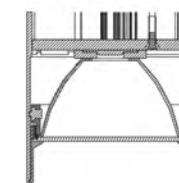
WHITE/BLACK/GREY/GOLDEN ANTI-GLARE SHIELD available on request.

With innovative optical accessory—light guider, enhances visual comfort, light distribution, ensures the glare-free performance. Excellent thermal management reduces the internal temperature of the housing and decreases the lumen depreciation.

Light Guider

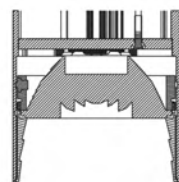



Reflector



Reflector performance - higher lumen output and lower UGR

Lens



Lens performance-very narrow beam and higher illuminance

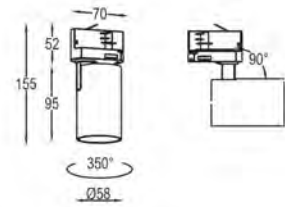
MUCO Track



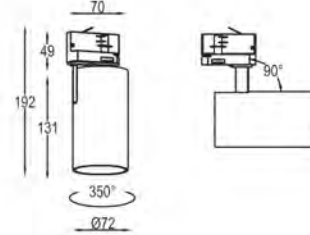
MUCO TRACK design present perfect details with concise lines and a variety of optical module and anti-glare accessories in a high standard product. According to the particular lighting requirements such as lumen output, illumination, light distribution or UGR, MUCO track covers the full bandwidth of lighting applications with its 1- circuit or 3-circuit adapter.



7W/10W



15W/20W



Suitable for AC220-240V 50/60Hz
Single: IP20
Control: On/Off, Triac dimming:
Lifetime 35000-50000H

7W GD-067-0782

Lumen: 450-670 lm, 3000K CRI>90 Efficacy up to: 90 lm/W

Driver	Version	Optics	LED	Finishes
01 On/Off	180mA MAX: 7W	Narrow	2700K CRI>90 SDCM<3	White
02 Triac dimming		Medium	3000K CRI>90 SDCM<3	Grey
		Wide	3500K CRI>90 SDCM<3	Black
		Super wide	4000K CRI>90 SDCM<3	

10W GD-010-0782

Lumen: 650-950 lm, 3000K CRI>90 Efficacy up to: 90 lm/W

Driver	Version	Optics	LED	Finishes
01 On/Off	250mA MAX: 10W	Narrow	2700K CRI>90 SDCM<3	White
02 Triac dimming		Medium	3000K CRI>90 SDCM<3	Grey
		Wide	3500K CRI>90 SDCM<3	Black
		Super wide	4000K CRI>90 SDCM<3	

15W GD-118-0783

Lumen: 750-1500 lm, 3000K CRI>90 Efficacy up to: 95 lm/W

Driver	Version	Optics	LED	Finishes
01 On/Off	350mA MAX: 15W	Narrow	2700K CRI>90 SDCM<3	White
02 Triac dimming		Medium	3000K CRI>90 SDCM<3	Grey
		Wide	3500K CRI>90 SDCM<3	Black
		Super wide	4000K CRI>90 SDCM<3	

20W GD-020-0783

Lumen: 1300-2000 lm, 3000K CRI>90 Efficacy up to: 92 lm/W

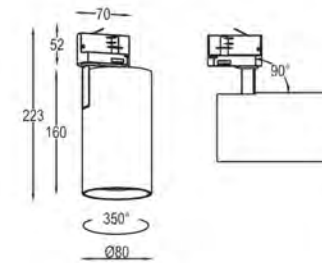
Driver	Version	Optics	LED	Finishes
01 On/Off	500mA MAX: 20W	Narrow	2700K CRI>90 SDCM<3	White
02 Triac dimming		Medium	3000K CRI>90 SDCM<3	Grey
		Wide	3500K CRI>90 SDCM<3	Black
		Super wide	4000K CRI>90 SDCM<3	

* More details available on request

Accessories: Honeycomb Linear spread lens Wall washer visor Spread lens Barn doors



20W/28W



Suitable for AC220-240V 50/60Hz
Single: IP20
Control: On/Off, Triac dimming:
Lifetime 35000-50000H

20W GD-020-0654

Lumen: 1300-2000 lm, 3000K CRI>90 Efficacy up to: 92 lm/W

Driver	Version	Optics	LED	Finishes
01 On/Off	500mA MAX: 20W	Narrow	2700K CRI>90 SDCM<3	White
02 Triac dimming		Medium	3000K CRI>90 SDCM<3	Grey
		Wide	3500K CRI>90 SDCM<3	Black
		Super wide	4000K CRI>90 SDCM<3	

28W GD-026-0654 Customized

Lumen: 1820-2520 lm, 3000K CRI>90 Efficacy up to: 90 lm/W

Driver	Version	Optics	LED	Finishes
01 On/Off	700mA MAX: 28W	Narrow	2700K CRI>90 SDCM<3	White
02 Triac dimming		Medium	3000K CRI>90 SDCM<3	Grey
		Wide	3500K CRI>90 SDCM<3	Black
		Super wide	4000K CRI>90 SDCM<3	

28W GD-026-0779

Lumen: 1820-2520 lm, 3000K CRI>90 Efficacy up to: 90 lm/W

Driver	Version	Optics	LED	Finishes
01 On/Off	700mA MAX: 28W	Narrow	2700K CRI>90 SDCM<3	White
02 Triac dimming		Medium	3000K CRI>90 SDCM<3	Grey
		Wide	3500K CRI>90 SDCM<3	Black
		Super wide	4000K CRI>90 SDCM<3	

36W GD-032-0874 Customized

Lumen: 2340-3240 lm, 3000K CRI>90 Efficacy up to: 90 lm/W

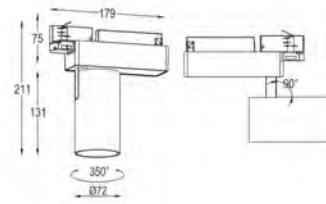
Driver	Version	Optics	LED	Finishes
01 On/Off	900mA MAX: 36W	Narrow	2700K CRI>90 SDCM<3	White
02 Triac dimming		Medium	3000K CRI>90 SDCM<3	Grey
		Wide	3500K CRI>90 SDCM<3	Black
		Super wide	4000K CRI>90 SDCM<3	

* More details available on request

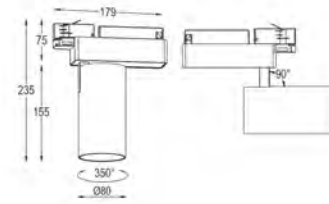
Accessories: Honeycomb Linear spread lens Wall washer visor Spread lens Barn doors



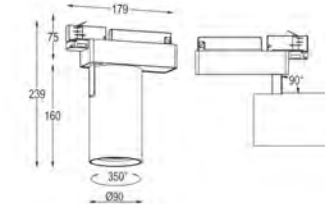
15W/20W



20W/28W



28W/36W



Suitable for AC220-240V 50/60Hz
Single:IP20
Control:On/Off, Triac dimming:
Lifetime 35000-50000H

15W GD-118-0841

Lumen:750-1500lm,3000K CRI>90 Efficacy up to:95 lm/W

Driver	Version	Optics	LED	Finishes
01 On/Off	350mA MAX:15W	Narrow	2700K CRI>90 SDCM<3	White
02 Triac dimming		Medium	3000K CRI>90 SDCM<3	Grey
		Wide	3500K CRI>90 SDCM<3	Black
		Super wide	4000K CRI>90 SDCM<3	

Suitable for AC220-240V 50/60Hz
Single:IP20
Control:On/Off, Triac dimming:
Lifetime 35000-50000H

28W GD-026-0842

Lumen:1820-2520lm,3000K CRI>90 Efficacy up to:90 lm/W

Driver	Version	Optics	LED	Finishes
01 On/Off	700mA MAX:28W	Narrow	2700K CRI>90 SDCM<3	White
02 Triac dimming		Medium	3000K CRI>90 SDCM<3	Grey
		Wide	3500K CRI>90 SDCM<3	Black
		Super wide	4000K CRI>90 SDCM<3	

20W GD-020-0841

Lumen:1300-2000lm,3000K CRI>90 Efficacy up to:92 lm/W

Driver	Version	Optics	LED	Finishes
01 On/Off	500mA MAX:20W	Narrow	2700K CRI>90 SDCM<3	White
02 Triac dimming		Medium	3000K CRI>90 SDCM<3	Grey
		Wide	3500K CRI>90 SDCM<3	Black
		Super wide	4000K CRI>90 SDCM<3	

36W GD-032-0842

Lumen:2340-3240lm,3000K CRI>90 Efficacy up to:90 lm/W

Driver	Version	Optics	LED	Finishes
01 On/Off	900mA MAX:36W	Narrow	2700K CRI>90 SDCM<3	White
02 Triac dimming		Medium	3000K CRI>90 SDCM<3	Grey
		Wide	3500K CRI>90 SDCM<3	Black
		Super wide	4000K CRI>90 SDCM<3	

20W GD-020-0769

Lumen:1300-2000lm,3000K CRI>90 Efficacy up to:92 lm/W

Driver	Version	Optics	LED	Finishes
01 On/Off	500mA MAX:20W	Narrow	2700K CRI>90 SDCM<3	White
02 Triac dimming		Medium	3000K CRI>90 SDCM<3	Grey
		Wide	3500K CRI>90 SDCM<3	Black
		Super wide	4000K CRI>90 SDCM<3	

28W GD-026-0769

Lumen:1820-2520lm,3000K CRI>90 Efficacy up to:90 lm/W

Driver	Version	Optics	LED	Finishes
01 On/Off	700mA MAX:28W	Narrow	2700K CRI>90 SDCM<3	White
02 Triac dimming		Medium	3000K CRI>90 SDCM<3	Grey
		Wide	3500K CRI>90 SDCM<3	Black
		Super wide	4000K CRI>90 SDCM<3	

* More details available on request




* More details available on request





MUCO Adapter Track



Ø 35

Ø 58

Ø 72

Ø 80

Ø 90

MAX.10W

MAX.20W

MAX.28W

MAX.36W

MAX.36W

MUCO Mini Track



MUCO Mini Track



Finish:

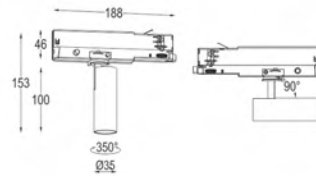


Different finishing all with black anti-angle shade.

MUCO Mini Track



7W/10W



Suitable for AC220-240V 50/60Hz
Single: IP20
Control: On/Off, Triac, 1-10V dimming;
Lifetime 35000-50000H

7W GD-067-1006

Lumen: 450-580lm, 3000K CRI>90 Efficacy up to: 83lm/W

Driver	Version	Optics	LED	Finishes
01 On/Off	12V 500mA MAX: 7W	Narrow	2700K CRI>90 SDCM<3	White
02 Triac dimming		Wide	3000K CRI>90 SDCM<3	Grey
03 1-10V dimming			3500K CRI>90 SDCM<3	Black
			4000K CRI>90 SDCM<3	

10W GD-008-1006

Lumen: 550-800lm, 3000K CRI>90 Efficacy up to: 80lm/W

Driver	Version	Optics	LED	Finishes
01 On/Off	12V 700mA MAX: 10W	Narrow	2700K CRI>90 SDCM<3	White
02 Triac dimming		Wide	3000K CRI>90 SDCM<3	Grey
03 1-10V dimming			3500K CRI>90 SDCM<3	Black
			4000K CRI>90 SDCM<3	

* More details available on request

Accessories:  Spread lens



MUCO Adapter Track



Finish:



White



Grey



Black

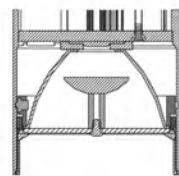
MUCO Adapter Track



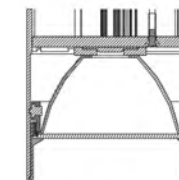
WHITE/BLACK/GREY/GOLDEN ANTI-GLARE SHIELD available on request.

With innovative optical accessory—light guider, enhances visual comfort, light distribution, ensures the glare-free performance. Excellent thermal management reduces the internal temperature of the housing and decreases the lumen depreciation.

Light Guider

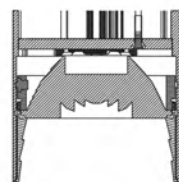



Reflector



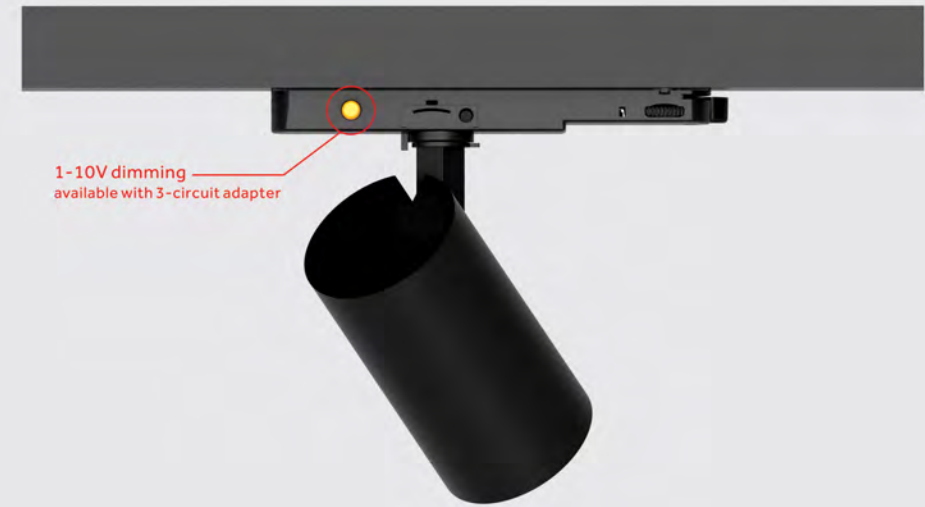
Reflector performance - higher lumen output and lower UGR

Lens



Lens performance-very narrow beam and higher illuminance

MUCO Adapter Track

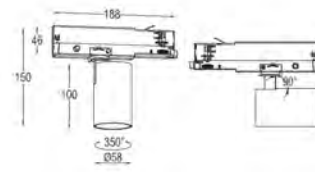


1-10V dimming
available with 3-circuit adapter

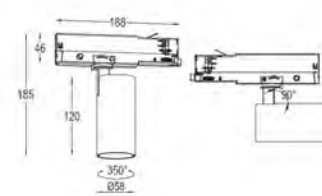
MUCO ADAPTER TRACK integrated driver adapter series; built-in power supply unit to the track adapter, release more space for the fixture and improve heat dissipation, optimize the fitting system power. The neat and elegant design presents details with concise line. Several of optical modules and anti-glare accessories available with its 1-circuit or 3-circuit adapter apply to different lighting applications. Non Dimming driver, Triac Dimming, 1-10V Dimming driver available on requires.



10W/15W



20W



Suitable for AC220-240V 50/60Hz
Single: IP20
Control: On/Off, Triac, 1-10V, Dali dimming;
Lifetime 35000-50000H

10W GD-010-0782A

Lumen: 650-950lm, 3000K CRI>90 Efficacy up to: 90lm/W

Driver	Version	Optics	LED	Finishes
01 On/Off	250mA MAX: 10W	Narrow	2700K CRI>90 SDCM<3	White
02 Triac dimming		Medium	3000K CRI>90 SDCM<3	Grey
03 1-10V dimming		Wide	3500K CRI>90 SDCM<3	Black
		Super wide	4000K CRI>90 SDCM<3	

15W GD-118-0782A

Lumen: 750-1500lm, 3000K CRI>90 Efficacy up to: 95lm/W

Driver	Version	Optics	LED	Finishes
01 On/Off	350mA MAX: 15W	Narrow	2700K CRI>90 SDCM<3	White
02 Triac dimming		Medium	3000K CRI>90 SDCM<3	Grey
03 1-10V dimming		Wide	3500K CRI>90 SDCM<3	Black
04 Dali dimming		Super wide	4000K CRI>90 SDCM<3	

20W GD-018-0745A

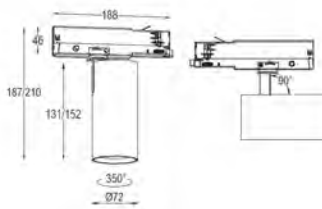
Lumen: 1300-2000lm, 3000K CRI>90 Efficacy up to: 92lm/W

Driver	Version	Optics	LED	Finishes
01 On/Off	500mA MAX: 20W	Narrow	2700K CRI>90 SDCM<3	White
02 Triac dimming		Medium	3000K CRI>90 SDCM<3	Grey
03 1-10V dimming		Wide	3500K CRI>90 SDCM<3	Black
04 Dali dimming		Super wide	4000K CRI>90 SDCM<3	

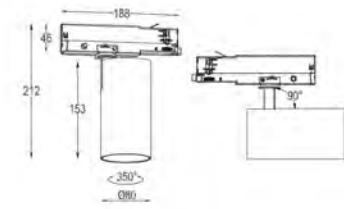
* More details available on request



20W/28W



28W/36W



Suitable for AC220-240V 50/60Hz
Single: IP20
Control: On/Off, Triac, 1-10V, Dali dimming;
Lifetime 35000-50000H

20W GD-018-0783A

Lumen: 1300-2000lm, 3000K CRI>90 Efficacy up to: 92lm/W

Driver	Version	Optics	LED	Finishes
01 On/Off	500mA MAX: 20W	Narrow	2700K CRI>90 SDCM<3	White
02 Triac dimming		Medium	3000K CRI>90 SDCM<3	Grey
03 1-10V dimming		Wide	3500K CRI>90 SDCM<3	Black
04 Dali dimming		Super wide	4000K CRI>90 SDCM<3	

28W GD-025-0746A

Lumen: 1820-2520lm, 3000K CRI>90 Efficacy up to: 90lm/W

Driver	Version	Optics	LED	Finishes
01 On/Off	700mA MAX: 28W	Narrow	2700K CRI>90 SDCM<3	White
02 Triac dimming		Medium	3000K CRI>90 SDCM<3	Grey
03 1-10V dimming		Wide	3500K CRI>90 SDCM<3	Black
04 Dali dimming		Super wide	4000K CRI>90 SDCM<3	

28W GD-026-0654A

Lumen: 1825-2540lm, 3000K CRI>90 Efficacy up to: 91lm/W

Driver	Version	Optics	LED	Finishes
01 On/Off	700mA MAX: 28W	Narrow	2700K CRI>90 SDCM<3	White
02 Triac dimming		Medium	3000K CRI>90 SDCM<3	Grey
03 1-10V dimming		Wide	3500K CRI>90 SDCM<3	Black
04 Dali dimming		Super wide	4000K CRI>90 SDCM<3	

36W GD-032-0654A

Lumen: 2340-3240lm, 3000K CRI>90 Efficacy up to: 90lm/W

Driver	Version	Optics	LED	Finishes
01 On/Off	900mA MAX: 36W	Narrow	2700K CRI>90 SDCM<3	White
02 Triac dimming		Medium	3000K CRI>90 SDCM<3	Grey
03 1-10V dimming		Wide	3500K CRI>90 SDCM<3	Black
		Super wide	4000K CRI>90 SDCM<3	

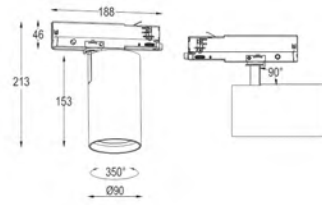
* More details available on request



MUCO Adapter Track



28W/36W



Suitable for AC220-240V 50/60Hz
 Single: IP20
 Control: On/Off, Triac, 1-10V, Dali dimming;
 Lifetime 35000-50000H

28W GD-026-0779A

Lumen: 1825-2540 lm, 3000K CRI>90 Efficacy up to: 91 lm/W

Driver	Version	Optics	LED	Finishes
01 On/Off	700mA MAX: 28W	Narrow	2700K CRI>90 SDCM<3	White
02 Triac dimming		Medium	3000K CRI>90 SDCM<3	Grey
03 1-10V dimming		Wide	3500K CRI>90 SDCM<3	Black
04 Dali dimming		Super wide	4000K CRI>90 SDCM<3	

36W GD-032-0779A

Lumen: 2340-3240 lm, 3000K CRI>90 Efficacy up to: 90 lm/W

Driver	Version	Optics	LED	Finishes
01 On/Off	900mA MAX: 36W	Narrow	2700K CRI>90 SDCM<3	White
02 Triac dimming		Medium	3000K CRI>90 SDCM<3	Grey
03 1-10V dimming		Wide	3500K CRI>90 SDCM<3	Black
		Super wide	4000K CRI>90 SDCM<3	

* More details available on request



Accessories: Honeycomb Linear spread lens Wall washer visor Spread lens Barn doors



MUCO Surface



Finish:



White



Grey



Black

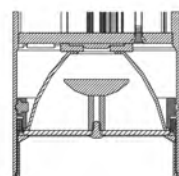
MUCO Recessed



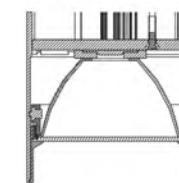
WHITE/BLACK/GREY/GOLDEN ANTI-GLARE SHIELD available on request.

With innovative optical accessory—light guider, enhances visual comfort, light distribution, ensures the glare-free performance. Excellent thermal management reduces the internal temperature of the housing and decreases the lumen depreciation.

Light Guider

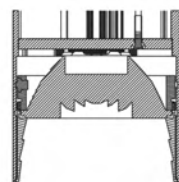



Reflector



Reflector performance - higher lumen output and lower UGR

Lens



Lens performance-very narrow beam and higher illuminance

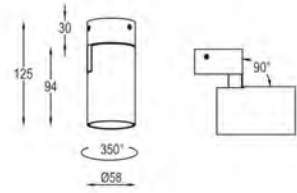
MUCO Surface/ Recessed



MUCO SURFACE/RECESSED adjustable design present perfect details with concise lines and a variety of optical module and anti-glare accessories in high standard product. According to the particular lighting requirements such as lumen output, illumination, light distribution or UGR. MUCO SURFACE adjustable has two options of installation, surface and recessed mounted.



7W/10W



Suitable for AC220-240V 50/60Hz
Single:IP20
Control:On/Off, Triac dimming:
Lifetime 35000-50000H

7W XD-067-0804

Lumen:450-670lm,3000K CRI>90 Efficacy up to:90lm/W

Driver	Version	Optics	LED	Finishes
01 On/Off	180mA MAX: 7W	Narrow	2700K CRI>90 SDCM<3	White
02 Triac dimming		Medium	3000K CRI>90 SDCM<3	Grey
		Wide	3500K CRI>90 SDCM<3	Black
		Super wide	4000K CRI>90 SDCM<3	

10W XD-010-0804

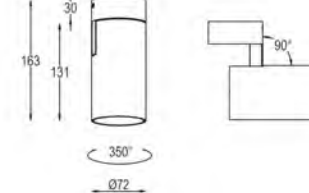
Lumen:650-950lm,3000K CRI>90 Efficacy up to:90lm/W

Driver	Version	Optics	LED	Finishes
01 On/Off	250mA MAX: 10W	Narrow	2700K CRI>90 SDCM<3	White
02 Triac dimming		Medium	3000K CRI>90 SDCM<3	Grey
		Wide	3500K CRI>90 SDCM<3	Black
		Super wide	4000K CRI>90 SDCM<3	

* More details available on request



15W/20W



Suitable for AC220-240V 50/60Hz
Single:IP20
Control:On/Off, Triac dimming:
Lifetime 35000-50000H

15W XD-118-0805

Lumen:750-1500lm,3000K CRI>90 Efficacy up to:95lm/W

Driver	Version	Optics	LED	Finishes
01 On/Off	350mA MAX: 15W	Narrow	2700K CRI>90 SDCM<3	White
02 Triac dimming		Medium	3000K CRI>90 SDCM<3	Grey
		Wide	3500K CRI>90 SDCM<3	Black
		Super wide	4000K CRI>90 SDCM<3	

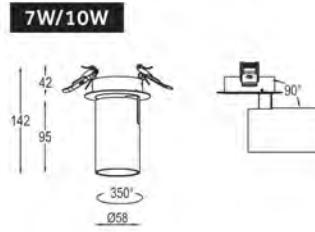
20W XD-020-0805

Lumen:1300-2000lm,3000K CRI>90 Efficacy up to:92lm/W

Driver	Version	Optics	LED	Finishes
01 On/Off	500mA MAX: 20W	Narrow	2700K CRI>90 SDCM<3	White
02 Triac dimming		Medium	3000K CRI>90 SDCM<3	Grey
		Wide	3500K CRI>90 SDCM<3	Black
		Super wide	4000K CRI>90 SDCM<3	

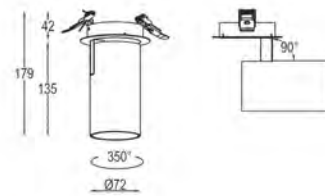
* More details available on request



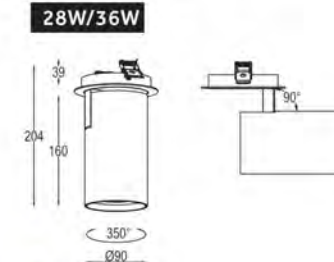


Ø75*H50
Max:30

15W/20W



Ø90*H50
Max:30



Ø105*H50
Max:30

Suitable for AC220-240V 50/60Hz
Single: IP20
Control: On/Off, Triac, 1-10V, Dali dimming;
Lifetime 35000-50000H

7W TH-067-0822

Lumen: 450-670lm, 3000K CRI>90 Efficacy up to: 90lm/W

Driver	Version	Optics	LED	Finishes
01 On/Off	180mA MAX: 7W	Narrow	2700K CRI>90 SDCM<3	White
02 Triac dimming		Medium	3000K CRI>90 SDCM<3	Grey
03 1-10V dimming		Wide	3500K CRI>90 SDCM<3	Black
		Super wide	4000K CRI>90 SDCM<3	

10W TH-010-0822

Lumen: 650-950lm, 3000K CRI>90 Efficacy up to: 90lm/W

Driver	Version	Optics	LED	Finishes
01 On/Off	250mA MAX: 10W	Narrow	2700K CRI>90 SDCM<3	White
02 Triac dimming		Medium	3000K CRI>90 SDCM<3	Grey
03 1-10V dimming		Wide	3500K CRI>90 SDCM<3	Black
04 Dali dimming		Super wide	4000K CRI>90 SDCM<3	

15W TH-118-0823

Lumen: 750-1500lm, 3000K CRI>90 Efficacy up to: 95lm/W

Driver	Version	Optics	LED	Finishes
01 On/Off	350mA MAX: 15W	Narrow	2700K CRI>90 SDCM<3	White
02 Triac dimming		Medium	3000K CRI>90 SDCM<3	Grey
03 1-10V dimming		Wide	3500K CRI>90 SDCM<3	Black
04 Dali dimming		Super wide	4000K CRI>90 SDCM<3	

20W TH-020-0823

Lumen: 1300-2000lm, 3000K CRI>90 Efficacy up to: 92lm/W

Driver	Version	Optics	LED	Finishes
01 On/Off	500mA MAX: 20W	Narrow	2700K CRI>90 SDCM<3	White
02 Triac dimming		Medium	3000K CRI>90 SDCM<3	Grey
03 1-10V dimming		Wide	3500K CRI>90 SDCM<3	Black
04 Dali dimming		Super wide	4000K CRI>90 SDCM<3	

* More details available on request



28W/36W

Suitable for AC220-240V 50/60Hz
Single: IP20
Control: On/Off, Triac, 1-10V, Dali dimming;
Lifetime 35000-50000H

28W TH-026-0824

Lumen: 1820-2520lm, 3000K CRI>90 Efficacy up to: 90lm/W

Driver	Version	Optics	LED	Finishes
01 On/Off	700mA MAX: 28W	Narrow	2700K CRI>90 SDCM<3	White
02 Triac dimming		Medium	3000K CRI>90 SDCM<3	Grey
03 1-10V dimming		Wide	3500K CRI>90 SDCM<3	Black
04 Dali dimming		Super wide	4000K CRI>90 SDCM<3	

36W TH-034-0824

Lumen: 2340-3240lm, 3000K CRI>90 Efficacy up to: 90lm/W

Driver	Version	Optics	LED	Finishes
01 On/Off	900mA MAX: 36W	Narrow	2700K CRI>90 SDCM<3	White
02 Triac dimming		Medium	3000K CRI>90 SDCM<3	Grey
03 1-10V dimming		Wide	3500K CRI>90 SDCM<3	Black
04 Dali dimming		Super wide	4000K CRI>90 SDCM<3	

* More details available on request



MUCO Pendant



Finish:



White



Grey



Black

MUCO Ceiling Fixed



WHITE/BLACK/GREY/GOLDEN ANTI-GLARE SHIELD available on request.

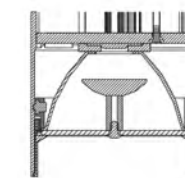
With innovative optical accessory—light guider, enhances visual comfort, light distribution, ensures the glare-free performance. Excellent thermal management reduces the internal temperature of the housing and decreases the lumen depreciation.

MUCO Ceiling Fixed

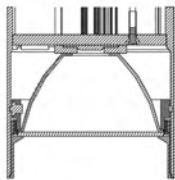


MUCO CEILING FIXED has basic anti-glare shield in White/Black/Golden color. Deep anti-glare shield in Anodized black/ Darklight/ Champagne gold are available on request.

Light Guider

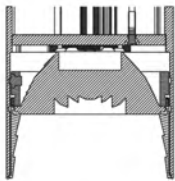


Reflector



Reflector performance-higher lumen output and lower UGR

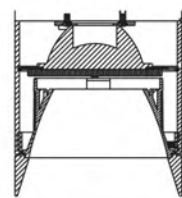
Lens



Lens performance-very narrow beam and higher illuminance

MUCO CEILING use deep anti-glare accessories, which its $UGR > 10$ ensures a good visual comfort, lighting environment, limit the light pollution.
Black/darklight/ champagne gold Deep anti-glare shield are available to match different applications.

Anti-glare Reflector



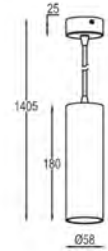
MUCO Ceiling/Pendant



MUCO CEILING/PENDANT design present perfect details with concise lines and a variety of optical module and anti-glare accessories in high standard product. According to the particular lighting requirements such as lumen output, illumination, light distribution or UGR. MUCO CEILING/PENDANT has two options of installation, surface and pendant mounted.



7W/10W/15W



Suitable for AC220-240V 50/60Hz
Single: IP20
Control: On/Off, Triac, 1-10V, Dali dimming;
Lifetime 35000-50000H

7W DD-067-0641

Lumen: 450-670lm, 3000K CRI>90 Efficacy up to: 90lm/W

Driver	Version	Optics	LED	Finishes
01 On/Off	180mA MAX: 7W	Narrow	2700K CRI>90 SDCM<3	White
02 Triac dimming		Medium	3000K CRI>90 SDCM<3	Grey
03 1-10V dimming		Wide	3500K CRI>90 SDCM<3	Black
		Super wide	4000K CRI>90 SDCM<3	

10W DD-010-0641

Lumen: 650-950lm, 3000K CRI>90 Efficacy up to: 90lm/W

Driver	Version	Optics	LED	Finishes
01 On/Off	250mA MAX: 10W	Narrow	2700K CRI>90 SDCM<3	White
02 Triac dimming		Medium	3000K CRI>90 SDCM<3	Grey
03 1-10V dimming		Wide	3500K CRI>90 SDCM<3	Black
		Super wide	4000K CRI>90 SDCM<3	

15W DD-118-0641

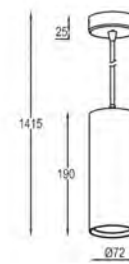
Lumen: 750-1500lm, 3000K CRI>90 Efficacy up to: 95lm/W

Driver	Version	Optics	LED	Finishes
01 On/Off	350mA MAX: 15W	Narrow	2700K CRI>90 SDCM<3	White
02 Triac dimming		Medium	3000K CRI>90 SDCM<3	Grey
03 1-10V dimming		Wide	3500K CRI>90 SDCM<3	Black
		Super wide	4000K CRI>90 SDCM<3	

* More details available on request



15W/20W



Suitable for AC220-240V 50/60Hz
Single: IP20
Control: On/Off, Triac, 1-10V, Dali dimming;
Lifetime 35000-50000H

15W DD-118-0873

[Anti-glare Reflector]

Lumen: 900-1000lm, 3000K CRI>90 Efficacy up to: 70lm/W

Driver	Version	Optics	LED	Finishes
01 On/Off	350mA MAX: 15W	Narrow	2700K CRI>90 SDCM<3	White
02 Triac dimming		Medium	3000K CRI>90 SDCM<3	Grey
03 1-10V dimming		Wide	3500K CRI>90 SDCM<3	Black
		Super wide	4000K CRI>90 SDCM<3	

20W DD-020-0873

[Anti-glare Reflector]

Lumen: 1200-1400lm, 3000K CRI>90 Efficacy up to: 70lm/W

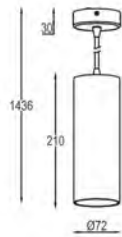
Driver	Version	Optics	LED	Finishes
01 On/Off	500mA MAX: 20W	Narrow	2700K CRI>90 SDCM<3	White
02 Triac dimming		Medium	3000K CRI>90 SDCM<3	Grey
03 1-10V dimming		Wide	3500K CRI>90 SDCM<3	Black
		Super wide	4000K CRI>90 SDCM<3	

* More details available on request





15W/28W



Suitable for AC220-240V 50/60Hz
Single: IP20

Control: On/Off, Triac, 1-10V, Dali dimming;
Lifetime 35000-50000H

15W DD-118-0642

Lumen: 750-1500lm, 3000K CRI>90 Efficacy up to: 95 lm/W

Driver	Version	Optics	LED	Finishes
01 On/Off	350mA MAX: 15W	Narrow	2700K CRI>90 SDCM<3	White
02 Triac dimming		Medium	3000K CRI>90 SDCM<3	Grey
03 1-10V dimming		Wide	3500K CRI>90 SDCM<3	Black
04 Dali dimming		Super wide	4000K CRI>90 SDCM<3	

28W DD-024-0642

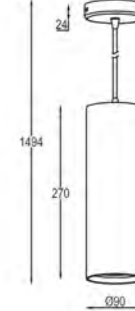
Lumen: 1820-2520lm, 3000K CRI>90 Efficacy up to: 90 lm/W

Driver	Version	Optics	LED	Finishes
01 On/Off	700mA MAX: 28W	Narrow	2700K CRI>90 SDCM<3	White
02 Triac dimming		Medium	3000K CRI>90 SDCM<3	Grey
03 1-10V dimming		Wide	3500K CRI>90 SDCM<3	Black
04 Dali dimming		Super wide	4000K CRI>90 SDCM<3	

* More details available on request



28W



Suitable for AC220-240V 50/60Hz
Single: IP20

Control: On/Off, Triac, 1-10V, Dali dimming;
Lifetime 35000-50000H

28W DD-025-0845

Lumen: 1820-2520lm, 3000K CRI>90 Efficacy up to: 90 lm/W


Driver	Version	Optics	LED	Finishes
01 On/Off	700mA MAX: 28W	Narrow	2700K CRI>90 SDCM<3	White
02 Triac dimming		Medium	3000K CRI>90 SDCM<3	Grey
03 1-10V dimming		Wide	3500K CRI>90 SDCM<3	Black
04 Dali dimming		Super wide	4000K CRI>90 SDCM<3	

* More details available on request





7W/10W/15W



Suitable for AC220-240V 50/60Hz
Single: IP20
Control: On/Off, Triac, 1-10V, Dali dimming;
Lifetime 35000-50000H

7W MZ-067-0638

Lumen: 450-670lm, 3000K CRI>90 Efficacy up to: 90lm/W

Driver	Version	Optics	LED	Finishes
01 On/Off	180mA MAX: 7W	Narrow	2700K CRI>90 SDCM<3	White
02 Triac dimming		Medium	3000K CRI>90 SDCM<3	Grey
03 1-10V dimming		Wide	3500K CRI>90 SDCM<3	Black
		Super wide	4000K CRI>90 SDCM<3	

10W MZ-010-0638

Lumen: 650-950lm, 3000K CRI>90 Efficacy up to: 90lm/W

Driver	Version	Optics	LED	Finishes
01 On/Off	250mA MAX: 10W	Narrow	2700K CRI>90 SDCM<3	White
02 Triac dimming		Medium	3000K CRI>90 SDCM<3	Grey
03 1-10V dimming		Wide	3500K CRI>90 SDCM<3	Black
		Super wide	4000K CRI>90 SDCM<3	

15W MZ-118-0638

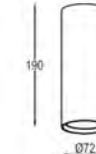
Lumen: 750-1500lm, 3000K CRI>90 Efficacy up to: 95lm/W

Driver	Version	Optics	LED	Finishes
01 On/Off	350mA MAX: 15W	Narrow	2700K CRI>90 SDCM<3	White
02 Triac dimming		Medium	3000K CRI>90 SDCM<3	Grey
03 1-10V dimming		Wide	3500K CRI>90 SDCM<3	Black
		Super wide	4000K CRI>90 SDCM<3	

* More details available on request



15W/20W



Suitable for AC220-240V 50/60Hz
Single: IP20
Control: On/Off, Triac, 1-10V, Dali dimming;
Lifetime 35000-50000H

15W MZ-118-0872

[Anti-glare Reflector]

Lumen: 900-1000lm, 3000K CRI>90 Efficacy up to: 70lm/W

Driver	Version	Optics	LED	Finishes
01 On/Off	350mA MAX: 15W	Narrow	2700K CRI>90 SDCM<3	White
02 Triac dimming		Medium	3000K CRI>90 SDCM<3	Grey
03 1-10V dimming		Wide	3500K CRI>90 SDCM<3	Black
		Super wide	4000K CRI>90 SDCM<3	

20W MZ-020-0872

[Anti-glare Reflector]

Lumen: 1200-1400lm, 3000K CRI>90 Efficacy up to: 70lm/W


Driver	Version	Optics	LED	Finishes
01 On/Off	500mA MAX: 20W	Narrow	2700K CRI>90 SDCM<3	White
02 Triac dimming		Medium	3000K CRI>90 SDCM<3	Grey
03 1-10V dimming		Wide	3500K CRI>90 SDCM<3	Black
		Super wide	4000K CRI>90 SDCM<3	

* More details available on request





15W/28W



Suitable for AC220-240V 50/60Hz
Single: IP20
Control: On/Off, Triac, 1-10V, Dali dimming;
Lifetime 35000-50000H

15W MZ-118-0639

Lumen: 750-1500lm, 3000K CRI>90 Efficacy up to: 95 lm/W


Driver	Version	Optics	LED	Finishes
01 On/Off	350mA MAX: 15W	Narrow	2700K CRI>90 SDCM<3	White
02 Triac dimming		Medium	3000K CRI>90 SDCM<3	Grey
03 1-10V dimming		Wide	3500K CRI>90 SDCM<3	Black
04 Dali dimming		Super wide	4000K CRI>90 SDCM<3	

28W MZ-118-0639

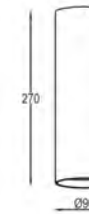
Lumen: 1820-2520lm, 3000K CRI>90 Efficacy up to: 90 lm/W

Driver	Version	Optics	LED	Finishes
01 On/Off	700mA MAX: 28W	Narrow	2700K CRI>90 SDCM<3	White
02 Triac dimming		Medium	3000K CRI>90 SDCM<3	Grey
03 1-10V dimming		Wide	3500K CRI>90 SDCM<3	Black
04 Dali dimming		Super wide	4000K CRI>90 SDCM<3	

* More details available on request



28W



Suitable for AC220-240V 50/60Hz
Single: IP20
Control: On/Off, Triac, 1-10V, Dali dimming;
Lifetime 35000-50000H

28W MZ-025-0790

Lumen: 1820-2520lm, 3000K CRI>90 Efficacy up to: 90 lm/W

Driver	Version	Optics	LED	Finishes
01 On/Off	700mA MAX: 28W	Narrow	2700K CRI>90 SDCM<3	White
02 Triac dimming		Medium	3000K CRI>90 SDCM<3	Grey
03 1-10V dimming		Wide	3500K CRI>90 SDCM<3	Black
04 Dali dimming		Super wide	4000K CRI>90 SDCM<3	

* More details available on request



MUCO Twist Surface



Finish:



White



Black

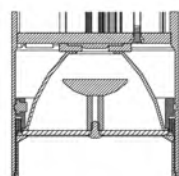
MUCO Twist Track



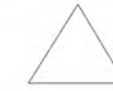
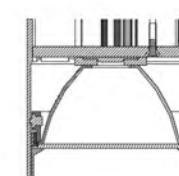
WHITE/BLACK/GREY/GOLDEN ANTI-GLARE SHIELD available on request.

With innovative optical accessory—light guider, enhances visual comfort, light distribution, ensures the glare-free performance. Excellent thermal management reduces the internal temperature of the housing and decreases the lumen depreciation.

Light Guider

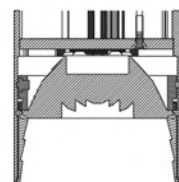



Reflector



Reflector performance-higher lumen output and lower UGR

Lens

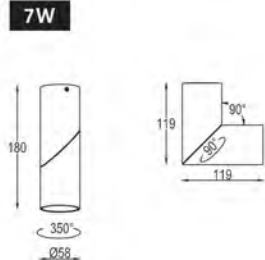


Lens performance-very narrow beam and higher illuminance

MUCO Twist Track/Surface



MUCO TWIST design present perfect details with concise lines and a variety of optical module and anti-glare accessories in high standard product. According to the particular lighting requirements such as lumen output, illumination, light distribution or UGR. MUCO TWIST has two options of installation, track and surface mounted.



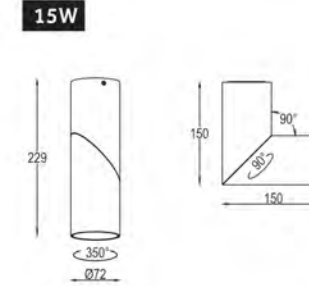
Suitable for AC220-240V 50/60Hz
 Single:IP20
 Control:On/Off, Triac dimming:
 Lifetime 35000-50000H

7W XD-067-0691

Lumen:450-670lm,3000K CRI>90 Efficacy up to:90 lm/W

Driver	Version	Optics	LED	Finishes
01 On/Off	180mA MAX: 7W	Narrow	2700K CRI>90 SDCM<3	White
02 Triac dimming		Medium	3000K CRI>90 SDCM<3	Grey
		Wide	3500K CRI>90 SDCM<3	Black
		Super wide	4000K CRI>90 SDCM<3	

* More details available on request



Suitable for AC220-240V 50/60Hz
 Single:IP20
 Control:On/Off, Triac dimming:
 Lifetime 35000-50000H

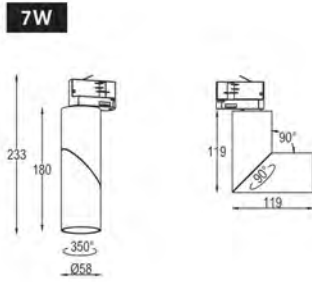
15W XD-118-0692

Lumen:750-1500lm,3000K CRI>90 Efficacy up to:95 lm/W

Driver	Version	Optics	LED	Finishes
01 On/Off	350mA MAX: 15W	Narrow	2700K CRI>90 SDCM<3	White
02 Triac dimming		Medium	3000K CRI>90 SDCM<3	Grey
		Wide	3500K CRI>90 SDCM<3	Black
		Super wide	4000K CRI>90 SDCM<3	

* More details available on request





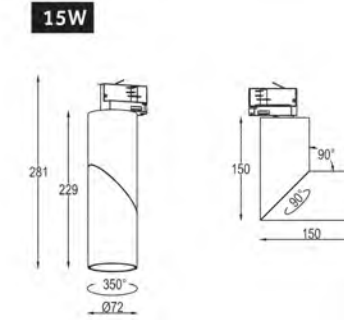
Suitable for AC220-240V 50/60Hz
 Single: IP20
 Control: On/Off, Triac dimming;
 Lifetime 35000-50000H

7W GD-067-0689

Lumen: 450-670lm, 3000K CRI>90 Efficacy up to: 90lm/W

Driver	Version	Optics	LED	Finishes
01 On/Off	180mA MAX: 7W	Narrow	2700K CRI>90 SDCM<3	White
02 Triac dimming		Medium	3000K CRI>90 SDCM<3	Grey
		Wide	3500K CRI>90 SDCM<3	Black
		Super wide	4000K CRI>90 SDCM<3	

* More details available on request



Suitable for AC220-240V 50/60Hz
 Single: IP20
 Control: On/Off, Triac dimming;
 Lifetime 35000-50000H

15W GD-118-0690

Lumen: 750-1500lm, 3000K CRI>90 Efficacy up to: 95lm/W

Driver	Version	Optics	LED	Finishes
01 On/Off	350mA MAX: 15W	Narrow	2700K CRI>90 SDCM<3	White
02 Triac dimming		Medium	3000K CRI>90 SDCM<3	Grey
		Wide	3500K CRI>90 SDCM<3	Black
		Super wide	4000K CRI>90 SDCM<3	

* More details available on request



MUCO Mini Dots



MUCO Mini Dots



Finish:



White

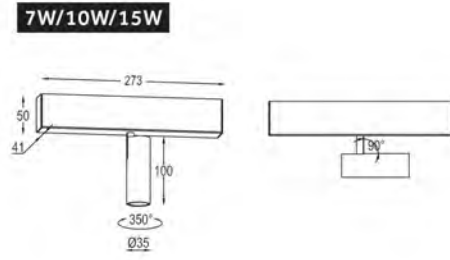


Grey



Black

Different finishing all with black anti-angle shade.



Suitable for AC220-240V 50/60Hz
Single: IP20
Control: On/Off, Triac, 1-10V, Dali dimming;
Lifetime 35000-50000H

7W MZ-067-1000

Lumen: 450-580lm, 3000K CRI>90 Efficacy up to: 83 lm/W

Driver	Version	Optics	LED	Finishes
01 On/Off	180mA MAX: 7W	Narrow	2700K CRI>90 SDCM<3	White
02 Triac dimming		Wide	3000K CRI>90 SDCM<3	Grey
03 1-10V dimming			3500K CRI>90 SDCM<3	Black
			4000K CRI>90 SDCM<3	

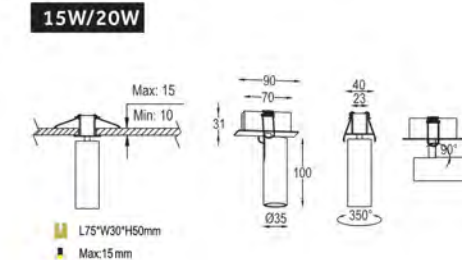
10W MZ-008-1000

Lumen: 550-800lm, 3000K CRI>90 Efficacy up to: 80 lm/W

Driver	Version	Optics	LED	Finishes
01 On/Off	250mA MAX: 10W	Narrow	2700K CRI>90 SDCM<3	White
02 Triac dimming		Wide	3000K CRI>90 SDCM<3	Grey
03 1-10V dimming			3500K CRI>90 SDCM<3	Black
04 Dali dimming			4000K CRI>90 SDCM<3	

* More details available on request

Accessories: Spread lens



Suitable for AC220-240V 50/60Hz
Single: IP20
Control: On/Off, Triac, 1-10V, Dali dimming;
Lifetime 35000-50000H

7W TH-067-1003

Lumen: 450-580lm, 3000K CRI>90 Efficacy up to: 83 lm/W

Driver	Version	Optics	LED	Finishes
01 On/Off	180mA MAX: 7W	Narrow	2700K CRI>90 SDCM<3	White
02 Triac dimming		Wide	3000K CRI>90 SDCM<3	Grey
03 1-10V dimming			3500K CRI>90 SDCM<3	Black
			4000K CRI>90 SDCM<3	

10W TH-008-1003

Lumen: 550-800lm, 3000K CRI>90 Efficacy up to: 80 lm/W

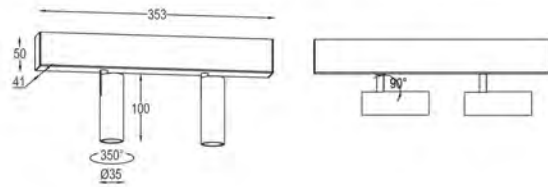
Driver	Version	Optics	LED	Finishes
01 On/Off	250mA MAX: 10W	Narrow	2700K CRI>90 SDCM<3	White
02 Triac dimming		Wide	3000K CRI>90 SDCM<3	Grey
03 1-10V dimming			3500K CRI>90 SDCM<3	Black
04 Dali dimming			4000K CRI>90 SDCM<3	

* More details available on request

Accessories: Spread lens



2x7W/2x10W



Suitable for AC220-240V 50/60Hz
Single: IP20
Control: On/Off, Triac, 1-10V, Dali dimming;
Lifetime 35000-50000H

2x7W MZ-067-1001

Lumen: 900-1160lm, 3000K CRI>90 Efficacy up to: 83lm/W

Driver	Version	Optics	LED	Finishes
01 On/Off	180mA MAX: 7W	Narrow	2700K CRI>90 SDCM<3	White
02 Triac dimming		Wide	3000K CRI>90 SDCM<3	Grey
03 1-10V dimming			3500K CRI>90 SDCM<3	Black
04 Dali dimming			4000K CRI>90 SDCM<3	

2x10W MZ-008-1001

Lumen: 1100-1600lm, 3000K CRI>90 Efficacy up to: 80lm/W

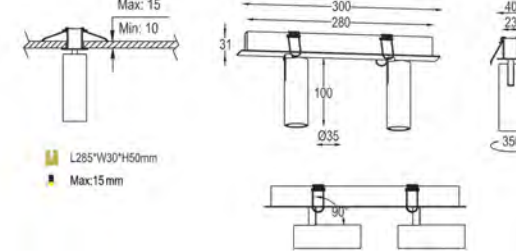
Driver	Version	Optics	LED	Finishes
01 On/Off	250mA MAX: 10W	Narrow	2700K CRI>90 SDCM<3	White
02 Triac dimming		Wide	3000K CRI>90 SDCM<3	Grey
03 1-10V dimming			3500K CRI>90 SDCM<3	Black
04 Dali dimming			4000K CRI>90 SDCM<3	

* More details available on request

Accessories: Spread lens



2x7W/2x10W



L285*W30*H50mm
Max: 15mm

Suitable for AC220-240V 50/60Hz
Single: IP20
Control: On/Off, Triac, 1-10V, Dali dimming;
Lifetime 35000-50000H

2x7W TH-067-1004

Lumen: 900-1160lm, 3000K CRI>90 Efficacy up to: 83lm/W

Driver	Version	Optics	LED	Finishes
01 On/Off	180mA MAX: 7W	Narrow	2700K CRI>90 SDCM<3	White
02 Triac dimming		Wide	3000K CRI>90 SDCM<3	Grey
03 1-10V dimming			3500K CRI>90 SDCM<3	Black
04 Dali dimming			4000K CRI>90 SDCM<3	

2x10W TH-008-1004

Lumen: 1100-1600lm, 3000K CRI>90 Efficacy up to: 80lm/W

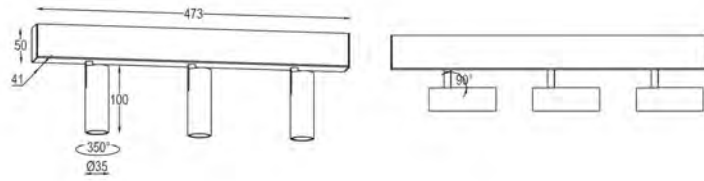
Driver	Version	Optics	LED	Finishes
01 On/Off	250mA MAX: 10W	Narrow	2700K CRI>90 SDCM<3	White
02 Triac dimming		Wide	3000K CRI>90 SDCM<3	Grey
03 1-10V dimming			3500K CRI>90 SDCM<3	Black
04 Dali dimming			4000K CRI>90 SDCM<3	

* More details available on request

Accessories: Spread lens



3x7W/3x10W



Suitable for AC220-240V 50/60Hz
Single: IP20
Control: On/Off, Triac, 1-10V, Dali dimming;
Lifetime 35000-50000H

3x7W MZ-067-1002

Lumen: 1350-1740 lm, 3000K CRI>90 Efficacy up to: 83 lm/W

Driver	Version	Optics	LED	Finishes
01 On/Off	180mA MAX: 7W	Narrow	2700K CRI>90 SDCM<3	White
02 Triac dimming		Wide	3000K CRI>90 SDCM<3	Grey
03 1-10V dimming			3500K CRI>90 SDCM<3	Black
04 Dali dimming			4000K CRI>90 SDCM<3	

3x10W MZ-008-1002

Lumen: 1650-2400 lm, 3000K CRI>90 Efficacy up to: 80 lm/W

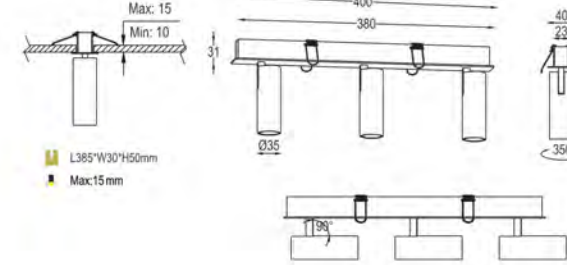
Driver	Version	Optics	LED	Finishes
01 On/Off	250mA MAX: 10W	Narrow	2700K CRI>90 SDCM<3	White
02 Triac dimming		Wide	3000K CRI>90 SDCM<3	Grey
03 1-10V dimming			3500K CRI>90 SDCM<3	Black
04 Dali dimming			4000K CRI>90 SDCM<3	

* More details available on request

Accessories: Spread lens



3x7W/3x10W



Suitable for AC220-240V 50/60Hz
Single: IP20
Control: On/Off, Triac, 1-10V, Dali dimming;
Lifetime 35000-50000H

3x7W TH-067-1005

Lumen: 1350-1740 lm, 3000K CRI>90 Efficacy up to: 83 lm/W

Driver	Version	Optics	LED	Finishes
01 On/Off	180mA MAX: 7W	Narrow	2700K CRI>90 SDCM<3	White
02 Triac dimming		Wide	3000K CRI>90 SDCM<3	Grey
03 1-10V dimming			3500K CRI>90 SDCM<3	Black
04 Dali dimming			4000K CRI>90 SDCM<3	

3x10W TH-008-1005

Lumen: 1650-2400 lm, 3000K CRI>90 Efficacy up to: 80 lm/W

Driver	Version	Optics	LED	Finishes
01 On/Off	250mA MAX: 10W	Narrow	2700K CRI>90 SDCM<3	White
02 Triac dimming		Wide	3000K CRI>90 SDCM<3	Grey
03 1-10V dimming			3500K CRI>90 SDCM<3	Black
04 Dali dimming			4000K CRI>90 SDCM<3	

* More details available on request

Accessories: Spread lens

MUCO Dots



MUCO Dots



Finish:



White



Grey



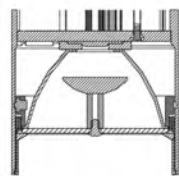
Black



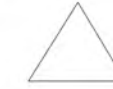
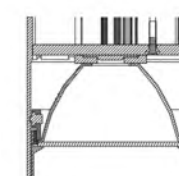
WHITE/BLACK/GREY/GOLDEN ANTI-GLARE SHIELD available on request.

With innovative optical accessory—light guider, enhances visual comfort, light distribution, ensures the glare-free performance. Excellent thermal management reduces the internal temperature of the housing and decreases the lumen depreciation.

Light Guider

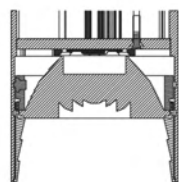



Reflector



Reflector performance-higher lumen output and lower UGR

Lens

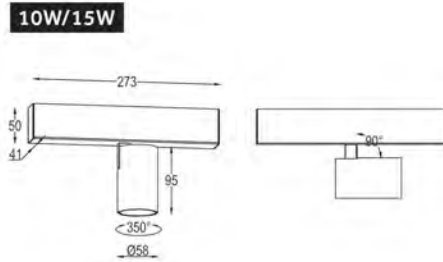


Lens performance-very narrow beam and higher illuminance

MUCO Dots



MUCO DOTS series products can be applicable to some particular cases. This series not only retained all the functions of MUCO track lights, but also can be applied under complex ceiling installation environment.



10W/15W

Suitable for AC220-240V 50/60Hz
Single: IP20
Control: On/Off, Triac, 1-10V, Dali dimming;
Lifetime 35000-50000H

10W MZ-010-0988

Lumen: 650-950lm, 3000K CRI>90 Efficacy up to: 90lm/W

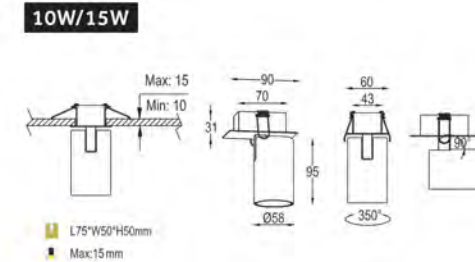
Driver	Version	Optics	LED	Finishes
01 On/Off	250mA MAX: 10W	Narrow	2700K CRI>90 SDCM<3	White
02 Triac dimming		Medium	3000K CRI>90 SDCM<3	Grey
03 1-10V dimming		Wide	3500K CRI>90 SDCM<3	Black
04 Dali dimming		Super wide	4000K CRI>90 SDCM<3	

15W MZ-118-0988

Lumen: 750-1500lm, 3000K CRI>90 Efficacy up to: 95lm/W

Driver	Version	Optics	LED	Finishes
01 On/Off	350mA MAX: 15W	Narrow	2700K CRI>90 SDCM<3	White
02 Triac dimming		Medium	3000K CRI>90 SDCM<3	Grey
03 1-10V dimming		Wide	3500K CRI>90 SDCM<3	Black
04 Dali dimming		Super wide	4000K CRI>90 SDCM<3	

* More details available on request



10W/15W

Suitable for AC220-240V 50/60Hz
Single: IP20
Control: On/Off, Triac, 1-10V, Dali dimming;
Lifetime 35000-50000H

10W TH-010-0991

Lumen: 650-950lm, 3000K CRI>90 Efficacy up to: 90lm/W

Driver	Version	Optics	LED	Finishes
01 On/Off	250mA MAX: 10W	Narrow	2700K CRI>90 SDCM<3	White
02 Triac dimming		Medium	3000K CRI>90 SDCM<3	Grey
03 1-10V dimming		Wide	3500K CRI>90 SDCM<3	Black
04 Dali dimming		Super wide	4000K CRI>90 SDCM<3	

15W TH-118-0991

Lumen: 750-1500lm, 3000K CRI>90 Efficacy up to: 95lm/W

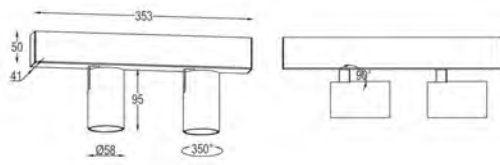
Driver	Version	Optics	LED	Finishes
01 On/Off	350mA MAX: 15W	Narrow	2700K CRI>90 SDCM<3	White
02 Triac dimming		Medium	3000K CRI>90 SDCM<3	Grey
03 1-10V dimming		Wide	3500K CRI>90 SDCM<3	Black
04 Dali dimming		Super wide	4000K CRI>90 SDCM<3	

* More details available on request





2x10W/2x15W



Suitable for AC220-240V 50/60Hz
Single: IP20
Control: On/Off, Triac, 1-10V, Dali dimming;
Lifetime 35000-50000H

2x10W MZ-010-0989

Lumen: 1300-1900lm, 3000K CRI>90 Efficacy up to: 90lm/W

Driver	Version	Optics	LED	Finishes
01 On/Off	250mA MAX: 2x10W	Narrow	2700K CRI>90 SDCM<3	White
02 Triac dimming		Medium	3000K CRI>90 SDCM<3	Grey
03 1-10V dimming		Wide	3500K CRI>90 SDCM<3	Black
04 Dali dimming		Super wide	4000K CRI>90 SDCM<3	

2x15W MZ-118-0989

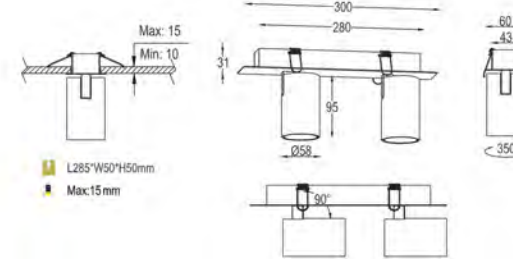
Lumen: 1500-3000lm, 3000K CRI>90 Efficacy up to: 95lm/W

Driver	Version	Optics	LED	Finishes
01 On/Off	350mA MAX: 2x15W	Narrow	2700K CRI>90 SDCM<3	White
02 Triac dimming		Medium	3000K CRI>90 SDCM<3	Grey
03 1-10V dimming		Wide	3500K CRI>90 SDCM<3	Black
04 Dali dimming		Super wide	4000K CRI>90 SDCM<3	

* More details available on request



2x10W/2x15W



Suitable for AC220-240V 50/60Hz
Single: IP20
Control: On/Off, Triac, 1-10V, Dali dimming;
Lifetime 35000-50000H

2x10W TH-010-0992

Lumen: 1300-1900lm, 3000K CRI>90 Efficacy up to: 90lm/W

Driver	Version	Optics	LED	Finishes
01 On/Off	250mA MAX: 2x10W	Narrow	2700K CRI>90 SDCM<3	White
02 Triac dimming		Medium	3000K CRI>90 SDCM<3	Grey
03 1-10V dimming		Wide	3500K CRI>90 SDCM<3	Black
04 Dali dimming		Super wide	4000K CRI>90 SDCM<3	

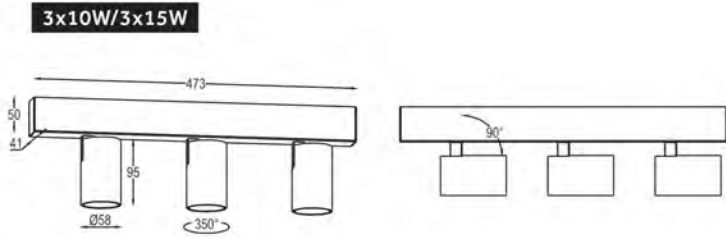
2x15W TH-118-0992

Lumen: 1500-3000lm, 3000K CRI>90 Efficacy up to: 95lm/W

Driver	Version	Optics	LED	Finishes
01 On/Off	350mA MAX: 2x15W	Narrow	2700K CRI>90 SDCM<3	White
02 Triac dimming		Medium	3000K CRI>90 SDCM<3	Grey
03 1-10V dimming		Wide	3500K CRI>90 SDCM<3	Black
04 Dali dimming		Super wide	4000K CRI>90 SDCM<3	

* More details available on request





Suitable for AC220-240V 50/60Hz
Single: IP20
Control: On/Off, Triac, 1-10V, Dali dimming;
Lifetime 35000-50000H

3x10W MZ-010-0990

Lumen: 1950-2850lm, 3000K CRI>90 Efficacy up to: 90lm/W

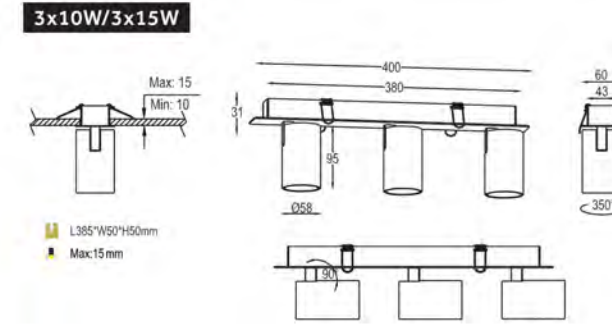
Driver	Version	Optics	LED	Finishes
01 On/Off	250mA MAX: 3x10W	Narrow	2700K CRI>90 SDCM<3	White
02 Triac dimming		Medium	3000K CRI>90 SDCM<3	Grey
03 1-10V dimming		Wide	3500K CRI>90 SDCM<3	Black
04 Dali dimming		Super wide	4000K CRI>90 SDCM<3	

3x15W MZ-118-0990

Lumen: 2250-4500lm, 3000K CRI>90 Efficacy up to: 95lm/W

Driver	Version	Optics	LED	Finishes
01 On/Off	350mA MAX: 3x15W	Narrow	2700K CRI>90 SDCM<3	White
02 Triac dimming		Medium	3000K CRI>90 SDCM<3	Grey
03 1-10V dimming		Wide	3500K CRI>90 SDCM<3	Black
04 Dali dimming		Super wide	4000K CRI>90 SDCM<3	

* More details available on request



Suitable for AC220-240V 50/60Hz
Single: IP20
Control: On/Off, Triac, 1-10V, Dali dimming;
Lifetime 35000-50000H

3x10W TH-010-0993

Lumen: 1950-2850lm, 3000K CRI>90 Efficacy up to: 90lm/W

Driver	Version	Optics	LED	Finishes
01 On/Off	250mA MAX: 3x10W	Narrow	2700K CRI>90 SDCM<3	White
02 Triac dimming		Medium	3000K CRI>90 SDCM<3	Grey
03 1-10V dimming		Wide	3500K CRI>90 SDCM<3	Black
04 Dali dimming		Super wide	4000K CRI>90 SDCM<3	

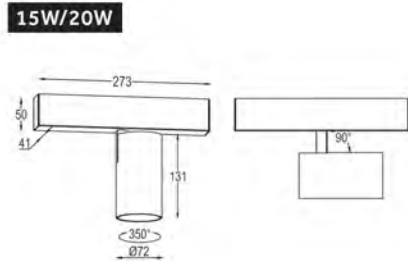
3x15W TH-118-0993

Lumen: 2250-4500lm, 3000K CRI>90 Efficacy up to: 95lm/W

Driver	Version	Optics	LED	Finishes
01 On/Off	350mA MAX: 3x15W	Narrow	2700K CRI>90 SDCM<3	White
02 Triac dimming		Medium	3000K CRI>90 SDCM<3	Grey
03 1-10V dimming		Wide	3500K CRI>90 SDCM<3	Black
04 Dali dimming		Super wide	4000K CRI>90 SDCM<3	

* More details available on request





15W/20W

Suitable for AC220-240V 50/60Hz
Single: IP20
Control: On/Off, Triac, 1-10V, Dali dimming;
Lifetime 35000-50000H

15W MZ-118-0994

Lumen: 750-1500lm, 3000K CRI>90 Efficacy up to: 95 lm/W

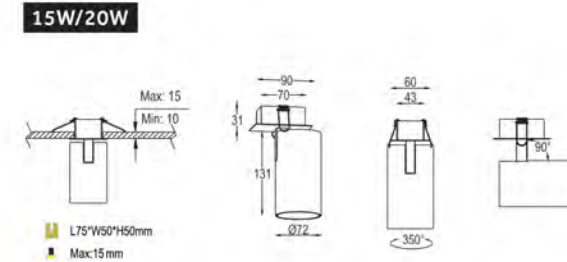
Driver	Version	Optics	LED	Finishes
01 On/Off	350mA MAX: 15W	Narrow	2700K CRI>90 SDCM<3	White
02 Triac dimming		Medium	3000K CRI>90 SDCM<3	Grey
03 1-10V dimming		Wide	3500K CRI>90 SDCM<3	Black
04 Dali dimming		Super wide	4000K CRI>90 SDCM<3	

20W MZ-018-0994

Lumen: 1300-2000lm, 3000K CRI>90 Efficacy up to: 92 lm/W

Driver	Version	Optics	LED	Finishes
01 On/Off	500mA MAX: 20W	Narrow	2700K CRI>90 SDCM<3	White
02 Triac dimming		Medium	3000K CRI>90 SDCM<3	Grey
03 1-10V dimming		Wide	3500K CRI>90 SDCM<3	Black
04 Dali dimming		Super wide	4000K CRI>90 SDCM<3	

* More details available on request



15W/20W

Suitable for AC220-240V 50/60Hz
Single: IP20
Control: On/Off, Triac, 1-10V, Dali dimming;
Lifetime 35000-50000H

15W TH-118-0997

Lumen: 750-1500lm, 3000K CRI>90 Efficacy up to: 95 lm/W

Driver	Version	Optics	LED	Finishes
01 On/Off	350mA MAX: 15W	Narrow	2700K CRI>90 SDCM<3	White
02 Triac dimming		Medium	3000K CRI>90 SDCM<3	Grey
03 1-10V dimming		Wide	3500K CRI>90 SDCM<3	Black
04 Dali dimming		Super wide	4000K CRI>90 SDCM<3	

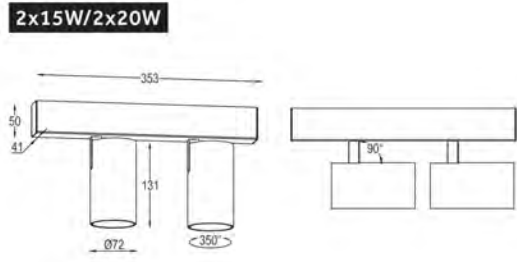
20W TH-018-0997

Lumen: 1300-2000lm, 3000K CRI>90 Efficacy up to: 92 lm/W

Driver	Version	Optics	LED	Finishes
01 On/Off	500mA MAX: 20W	Narrow	2700K CRI>90 SDCM<3	White
02 Triac dimming		Medium	3000K CRI>90 SDCM<3	Grey
03 1-10V dimming		Wide	3500K CRI>90 SDCM<3	Black
04 Dali dimming		Super wide	4000K CRI>90 SDCM<3	

* More details available on request





Suitable for AC220-240V 50/60Hz
Single: IP20
Control: On/Off, Triac, 1-10V, Dali dimming;
Lifetime 35000-50000H

2x15W MZ-118-0995

Lumen: 1500-3000lm, 3000K CRI>90 Efficacy up to: 95 lm/W

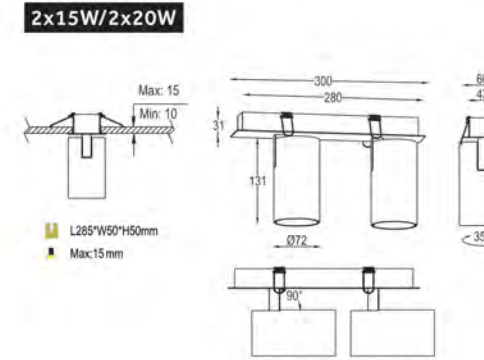
Driver	Version	Optics	LED	Finishes
01 On/Off	350mA MAX: 2x15W	Narrow	2700K CRI>90 SDCM<3	White
02 Triac dimming		Medium	3000K CRI>90 SDCM<3	Grey
03 1-10V dimming		Wide	3500K CRI>90 SDCM<3	Black
04 Dali dimming		Super wide	4000K CRI>90 SDCM<3	

2x20W MZ-018-0995

Lumen: 2600-4000lm, 3000K CRI>90 Efficacy up to: 92 lm/W

Driver	Version	Optics	LED	Finishes
01 On/Off	500mA MAX: 2x20W	Narrow	2700K CRI>90 SDCM<3	White
02 Triac dimming		Medium	3000K CRI>90 SDCM<3	Grey
03 1-10V dimming		Wide	3500K CRI>90 SDCM<3	Black
04 Dali dimming		Super wide	4000K CRI>90 SDCM<3	

* More details available on request



Suitable for AC220-240V 50/60Hz
Single: IP20
Control: On/Off, Triac, 1-10V, Dali dimming;
Lifetime 35000-50000H

2x15W TH-118-0998

Lumen: 1500-3000lm, 3000K CRI>90 Efficacy up to: 95 lm/W

Driver	Version	Optics	LED	Finishes
01 On/Off	350mA MAX: 2x15W	Narrow	2700K CRI>90 SDCM<3	White
02 Triac dimming		Medium	3000K CRI>90 SDCM<3	Grey
03 1-10V dimming		Wide	3500K CRI>90 SDCM<3	Black
04 Dali dimming		Super wide	4000K CRI>90 SDCM<3	

2x20W TH-018-0998

Lumen: 2600-4000lm, 3000K CRI>90 Efficacy up to: 92 lm/W

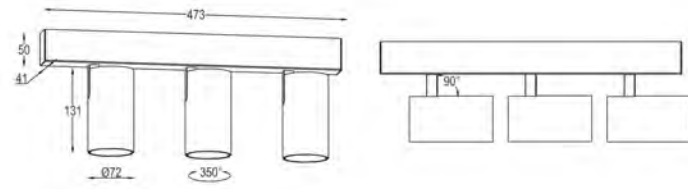
Driver	Version	Optics	LED	Finishes
01 On/Off	500mA MAX: 2x20W	Narrow	2700K CRI>90 SDCM<3	White
02 Triac dimming		Medium	3000K CRI>90 SDCM<3	Grey
03 1-10V dimming		Wide	3500K CRI>90 SDCM<3	Black
04 Dali dimming		Super wide	4000K CRI>90 SDCM<3	

* More details available on request





3x15W/3x20W



Suitable for AC220-240V 50/60Hz
Single: IP20
Control: On/Off, Triac, 1-10V, Dali dimming;
Lifetime 35000-50000H

3x15W MZ-118-0996

Lumen: 2250-4500lm, 3000K CRI>90 Efficacy up to: 95 lm/W

Driver	Version	Optics	LED	Finishes
01 On/Off	350mA MAX: 3x15W	Narrow	2700K CRI>90 SDCM<3	White
02 Triac dimming		Medium	3000K CRI>90 SDCM<3	Grey
03 1-10V dimming		Wide	3500K CRI>90 SDCM<3	Black
04 Dali dimming		Super wide	4000K CRI>90 SDCM<3	

3x20W MZ-018-0996

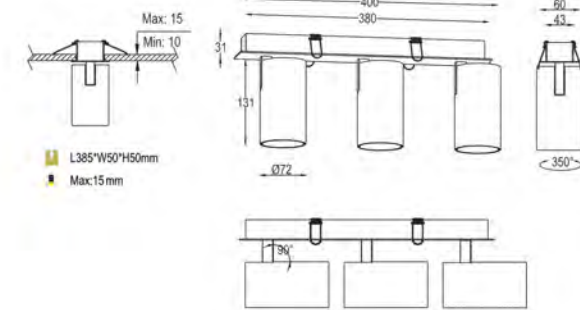
Lumen: 3900-6000lm, 3000K CRI>90 Efficacy up to: 92 lm/W

Driver	Version	Optics	LED	Finishes
01 On/Off	500mA MAX: 3x20W	Narrow	2700K CRI>90 SDCM<3	White
02 Triac dimming		Medium	3000K CRI>90 SDCM<3	Grey
03 1-10V dimming		Wide	3500K CRI>90 SDCM<3	Black
04 Dali dimming		Super wide	4000K CRI>90 SDCM<3	

* More details available on request



3x15W/3x20W



Suitable for AC220-240V 50/60Hz
Single: IP20
Control: On/Off, Triac, 1-10V, Dali dimming;
Lifetime 35000-50000H

3x15W TH-118-0999

Lumen: 2250-4500lm, 3000K CRI>90 Efficacy up to: 95 lm/W

Driver	Version	Optics	LED	Finishes
01 On/Off	350mA MAX: 3x15W	Narrow	2700K CRI>90 SDCM<3	White
02 Triac dimming		Medium	3000K CRI>90 SDCM<3	Grey
03 1-10V dimming		Wide	3500K CRI>90 SDCM<3	Black
04 Dali dimming		Super wide	4000K CRI>90 SDCM<3	

3x20W TH-018-0999

Lumen: 3900-6000lm, 3000K CRI>90 Efficacy up to: 92 lm/W

Driver	Version	Optics	LED	Finishes
01 On/Off	500mA MAX: 3x20W	Narrow	2700K CRI>90 SDCM<3	White
02 Triac dimming		Medium	3000K CRI>90 SDCM<3	Grey
03 1-10V dimming		Wide	3500K CRI>90 SDCM<3	Black
04 Dali dimming		Super wide	4000K CRI>90 SDCM<3	

* More details available on request



MUCO Scalable



Finish:



Sand White



Sand Black

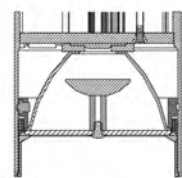
MUCO Scalable



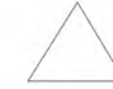
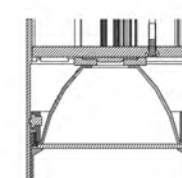
WHITE/BLACK/GREY/GOLDEN ANTI-GLARE SHIELD available on request.

With innovative optical accessory—light guider, enhances visual comfort, light distribution, ensures the glare-free performance. Excellent thermal management reduces the internal temperature of the housing and decreases the lumen depreciation.

Light Guider

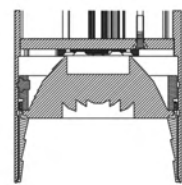



Reflector



Reflector performance-higher lumen output and lower UGR

Lens




Lens performance-very narrow beam and higher illuminance





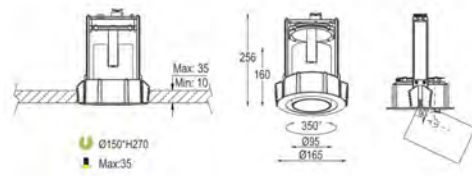
MUCO Scalable



MUCO SCALABLE series for accent lighting, available in narrow, medium, wide and super wide angle, and a variety of optical lens mix and match for different optical requirement. The luminaire can be placed in its upper position, when it will work like a general downlight, or in its lower position, becoming an adjustable accent lighting.



28W/36W



Suitable for AC220-240V 50/60Hz
Single: IP20
Control: On/Off, Triac, 1-10V, Dali dimming;
Lifetime 35000-50000H

28W TH-026-0853

Lumen: 1820-2520lm, 3000K CRI>90 Efficacy up to: 90lm/W

Driver	Version	Optics	LED	Finishes
01 On/Off	700mA MAX: 28W	Narrow	2700K CRI>90 SDCM<3	White
02 Triac dimming		Medium	3000K CRI>90 SDCM<3	Grey
03 1-10V dimming		Wide	3500K CRI>90 SDCM<3	Black
04 Dali dimming		Super wide	4000K CRI>90 SDCM<3	

36W TH-032-0853

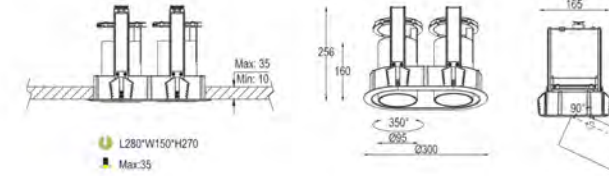
Lumen: 2340-3240lm, 3000K CRI>90 Efficacy up to: 90lm/W

Driver	Version	Optics	LED	Finishes
01 On/Off	900mA MAX: 36W	Narrow	2700K CRI>90 SCM<3	White
02 Triac dimming		Medium	3000K CRI>90 SDCM<3	Grey
03 1-10V dimming		Wide	3500K CRI>90 SDCM<3	Black
04 Dali dimming		Super wide	4000K CRI>90 SDCM<3	

* More details available on request



2*28W/2*36W



Suitable for AC220-240V 50/60Hz
Single: IP20
Control: On/Off, Triac, 1-10V, Dali dimming;
Lifetime 35000-50000H

28W TH-026-0854

Lumen: 1820-2520lm, 3000K CRI>90 Efficacy up to: 90lm/W

Driver	Version	Optics	LED	Finishes
01 On/Off	700mA MAX: 28W	Narrow	2700K CRI>90 SDCM<3	White
02 Triac dimming		Medium	3000K CRI>90 SDCM<3	Grey
03 1-10V dimming		Wide	3500K CRI>90 SDCM<3	Black
04 Dali dimming		Super wide	4000K CRI>90 SDCM<3	

36W TH-032-0854

Lumen: 2340-3240lm, 3000K CRI>90 Efficacy up to: 90lm/W



Driver	Version	Optics	LED	Finishes
01 On/Off	900mA MAX: 36W	Narrow	2700K CRI>90 SDCM<3	White
02 Triac dimming		Medium	3000K CRI>90 SDCM<3	Grey
03 1-10V dimming		Wide	3500K CRI>90 SDCM<3	Black
04 Dali dimming		Super wide	4000K CRI>90 SDCM<3	

* More details available on request



The comfort of architectural lighting

NACO





NACO Accent Lighting

- NACO Round
- NACO Square
- NACO Anti-glare
- NACO Wall washer

NACO ROUND series are deep anti-glare architectural lighting, the most important characteristic which is invisible light source but excellent illuminance.

According to architectural design enables many different combinations, achieving to an important architectural lighting media for efficient visual comfort.



NACO Round



7W/10W

Finish:



White

Black

NACO Round



15W




Black

Darklight

Champagne Gold

Black/ darklight/ champagne gold Anti-glare reflector, available on request.

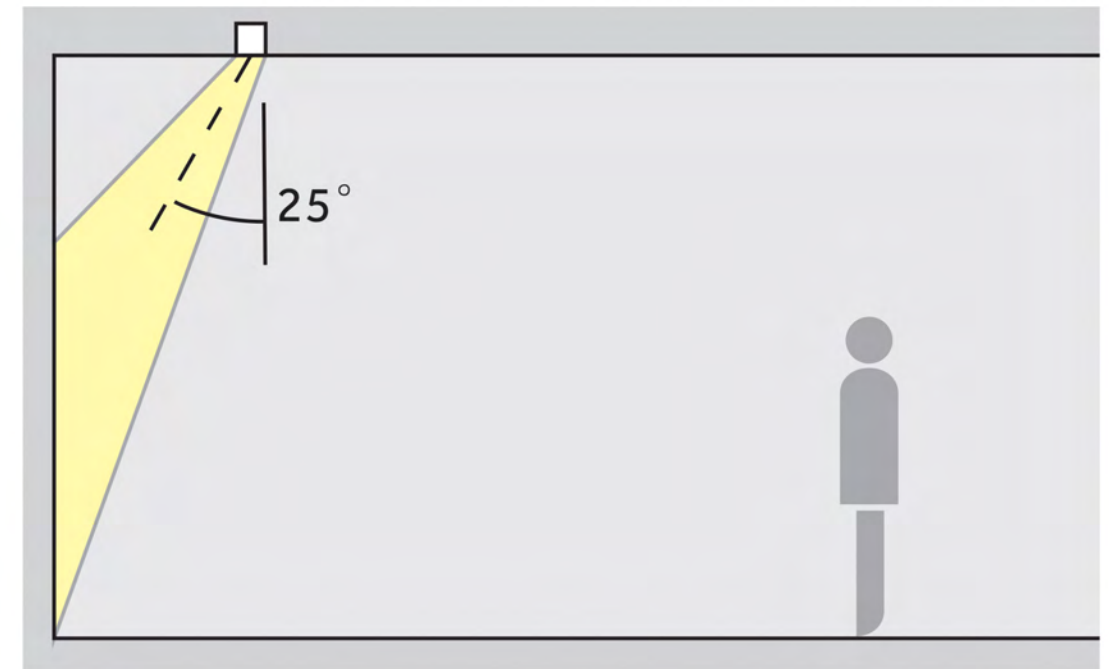
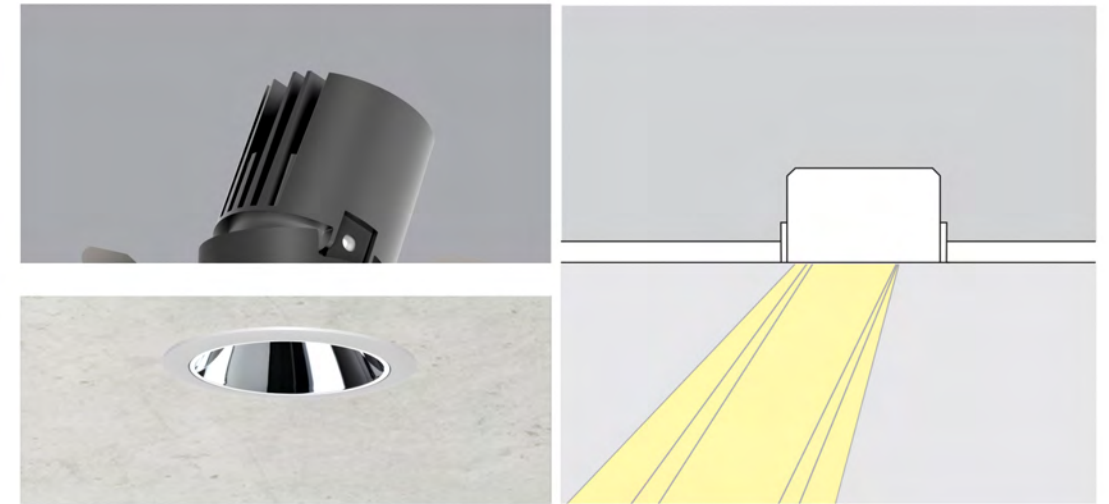


Recessed floodlights

The ideal angle of tilt { α } is around 25° .

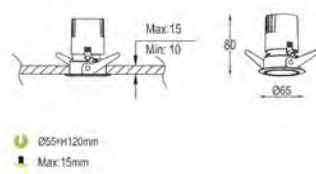
Accentuation

Emphasis of objects or architectural elements.

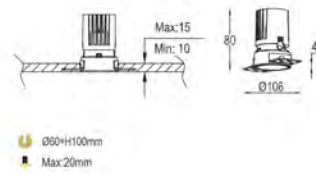




7W



7W



Suitable for AC220-240V 50/60Hz
Single: IP20
Control: On/Off, Triac, 1-10V dimming;
Lifetime 35000-50000H

7W TH-067-0819 Visible

Lumen: 210-350lm, 3000K CRI>90 Efficacy up to: 50lm/W

Driver	Version	Optics	LED	Finishes
01 On/Off	180mA MAX: 7W	Narrow	2700K CRI>90 SDCM<3	White
02 Triac dimming		Medium	3000K CRI>90 SDCM<3	Black
03 1-10V dimming		Wide	3500K CRI>90 SDCM<3 4000K CRI>90 SDCM<3	

7W TH-067-1011 Trimless

Lumen: 210-350lm, 3000K CRI>90 Efficacy up to: 50lm/W

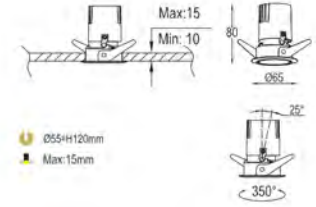
Driver	Version	Optics	LED	Finishes
01 On/Off	180mA MAX: 7W	Narrow	2700K CRI>90 SDCM<3	White
02 Triac dimming		Medium	3000K CRI>90 SDCM<3	Black
03 1-10V dimming		Wide	3500K CRI>90 SDCM<3 4000K CRI>90 SDCM<3	

* More details available on request

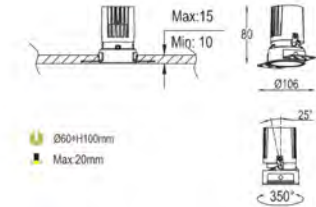
Accessories: Honeycomb Linear spread lens Spread lens



7W



7W



Suitable for AC220-240V 50/60Hz
Single: IP20
Control: On/Off, Triac, 1-10V dimming;
Lifetime 35000-50000H

7W TH-067-0820 Visible

Lumen: 210-350lm, 3000K CRI>90 Efficacy up to: 50lm/W

Driver	Version	Optics	LED	Finishes
01 On/Off	180mA MAX: 7W	Narrow	2700K CRI>90 SDCM<3	White
02 Triac dimming		Medium	3000K CRI>90 SDCM<3	Black
03 1-10V dimming		Wide	3500K CRI>90 SDCM<3 4000K CRI>90 SDCM<3	

7W TH-067-1012 Trimless

Lumen: 210-350lm, 3000K CRI>90 Efficacy up to: 50lm/W

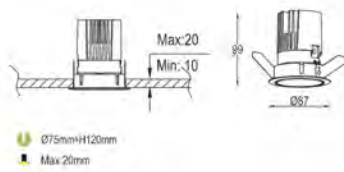
Driver	Version	Optics	LED	Finishes
01 On/Off	180mA MAX: 7W	Narrow	2700K CRI>90 SDCM<3	White
02 Triac dimming		Medium	3000K CRI>90 SDCM<3	Black
03 1-10V dimming		Wide	3500K CRI>90 SDCM<3 4000K CRI>90 SDCM<3	

* More details available on request

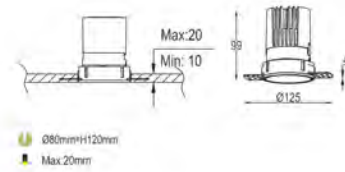
Accessories: Honeycomb Linear spread lens Spread lens



7W/10W



7W/10W



Suitable for AC220-240V 50/60Hz
Single: IP20
Control: On/Off, Triac, 1-10V, Dali dimming;
Lifetime 35000-50000H

7W TH-067-0699 [Visible]

Lumen: 210-350 lm, 3000K CRI>90 Efficacy up to: 50 lm/W

Driver	Version	Optics	LED	Finishes
01 On/Off	180mA MAX: 7W	Narrow	2700K CRI>90 SDCM<3	White
02 Triac dimming		Medium	3000K CRI>90 SDCM<3	Black
03 1-10V dimming		Wide	3500K CRI>90 SDCM<3 4000K CRI>90 SDCM<3	

10W TH-010-0699 [Visible]

Lumen: 300-500 lm, 3000K CRI>90 Efficacy up to: 50 lm/W

Driver	Version	Optics	LED	Finishes
01 On/Off	250mA MAX: 10W	Narrow	2700K CRI>90 SDCM<3	White
02 Triac dimming		Medium	3000K CRI>90 SDCM<3	Black
03 1-10V dimming		Wide	3500K CRI>90 SDCM<3 4000K CRI>90 SDCM<3	
04 Dali dimming				

7W TH-067-1021 [Dimless]

Lumen: 210-350 lm, 3000K CRI>90 Efficacy up to: 50 lm/W

Driver	Version	Optics	LED	Finishes
01 On/Off	180mA MAX: 7W	Narrow	2700K CRI>90 SDCM<3	White
02 Triac dimming		Medium	3000K CRI>90 SDCM<3	Black
03 1-10V dimming		Wide	3500K CRI>90 SDCM<3 4000K CRI>90 SDCM<3	

10W TH-010-1021 [Dimless]

Lumen: 300-500 lm, 3000K CRI>90 Efficacy up to: 50 lm/W

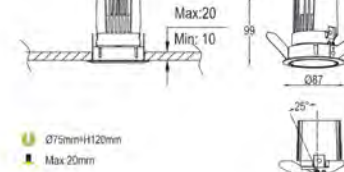
Driver	Version	Optics	LED	Finishes
01 On/Off	250mA MAX: 10W	Narrow	2700K CRI>90 SDCM<3	White
02 Triac dimming		Medium	3000K CRI>90 SDCM<3	Black
03 1-10V dimming		Wide	3500K CRI>90 SDCM<3 4000K CRI>90 SDCM<3	
04 Dali dimming				

* More details available on request

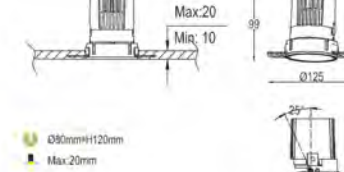
Accessories: Honeycomb Linear spread lens Spread lens



7W/10W



7W/10W



Suitable for AC220-240V 50/60Hz
Single: IP20
Control: On/Off, Triac, 1-10V, Dali dimming;
Lifetime 35000-50000H

7W TH-067-0700 [Visible]

Lumen: 210-350 lm, 3000K CRI>90 Efficacy up to: 50 lm/W

Driver	Version	Optics	LED	Finishes
01 On/Off	180mA MAX: 7W	Narrow	2700K CRI>90 SDCM<3	White
02 Triac dimming		Medium	3000K CRI>90 SDCM<3	Black
03 1-10V dimming		Wide	3500K CRI>90 SDCM<3 4000K CRI>90 SDCM<3	

10W TH-010-0700 [Visible]

Lumen: 300-500 lm, 3000K CRI>90 Efficacy up to: 50 lm/W

Driver	Version	Optics	LED	Finishes
01 On/Off	250mA MAX: 10W	Narrow	2700K CRI>90 SDCM<3	White
02 Triac dimming		Medium	3000K CRI>90 SDCM<3	Black
03 1-10V dimming		Wide	3500K CRI>90 SDCM<3 4000K CRI>90 SDCM<3	
04 Dali dimming				

7W TH-067-1022 [Dimless]

Lumen: 210-350 lm, 3000K CRI>90 Efficacy up to: 50 lm/W

Driver	Version	Optics	LED	Finishes
01 On/Off	180mA MAX: 7W	Narrow	2700K CRI>90 SDCM<3	White
02 Triac dimming		Medium	3000K CRI>90 SDCM<3	Black
03 1-10V dimming		Wide	3500K CRI>90 SDCM<3 4000K CRI>90 SDCM<3	

10W TH-010-1022 [Dimless]

Lumen: 300-500 lm, 3000K CRI>90 Efficacy up to: 50 lm/W

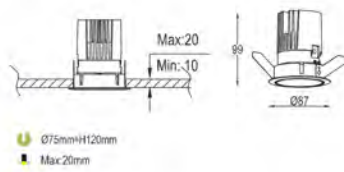
Driver	Version	Optics	LED	Finishes
01 On/Off	250mA MAX: 10W	Narrow	2700K CRI>90 SDCM<3	White
02 Triac dimming		Medium	3000K CRI>90 SDCM<3	Black
03 1-10V dimming		Wide	3500K CRI>90 SDCM<3 4000K CRI>90 SDCM<3	
04 Dali dimming				

* More details available on request

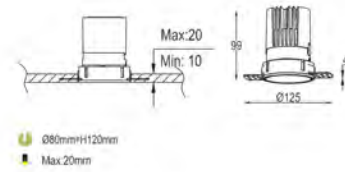
Accessories: Honeycomb Linear spread lens Spread lens



15W



15W



Suitable for AC220-240V 50/60Hz
Single: IP20
Control: On/Off, Triac, 1-10V, Dali dimming;
Lifetime 35000-50000H

15W TH-118-0699

[Visible]

Lumen: 825-1050lm, 3000K CRI>90 Efficacy up to: 70lm/W

Driver	Version	Optics	LED	Finishes
01 On/Off	350mA MAX: 15W	Narrow	2700K CRI>90 SDCM<3	White
02 Triac dimming		Medium	3000K CRI>90 SDCM<3	Black
03 1-10V dimming		Wide	3500K CRI>90 SDCM<3	
04 Dali dimming			4000K CRI>90 SDCM<3	

15W TH-118-1021

[Trimless]

Lumen: 825-1050lm, 3000K CRI>90 Efficacy up to: 70lm/W

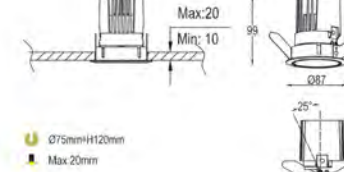
Driver	Version	Optics	LED	Finishes
01 On/Off	350mA MAX: 15W	Narrow	2700K CRI>90 SDCM<3	White
02 Triac dimming		Medium	3000K CRI>90 SDCM<3	Black
03 1-10V dimming		Wide	3500K CRI>90 SDCM<3	
04 Dali dimming			4000K CRI>90 SDCM<3	

* More details available on request

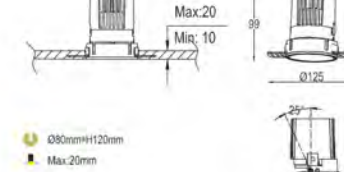
Accessories: Honeycomb Linear spread lens Spread lens



15W



15W



Suitable for AC220-240V 50/60Hz
Single: IP20
Control: On/Off, Triac, 1-10V, Dali dimming;
Lifetime 35000-50000H

15W TH-118-0700

[Visible]

Lumen: 825-1050lm, 3000K CRI>90 Efficacy up to: 70lm/W

Driver	Version	Optics	LED	Finishes
01 On/Off	350mA MAX: 15W	Narrow	2700K CRI>90 SDCM<3	White
02 Triac dimming		Medium	3000K CRI>90 SDCM<3	Black
03 1-10V dimming		Wide	3500K CRI>90 SDCM<3	
04 Dali dimming			4000K CRI>90 SDCM<3	

15W TH-118-1022

[Trimless]

Lumen: 825-1050lm, 3000K CRI>90 Efficacy up to: 70lm/W

Driver	Version	Optics	LED	Finishes
01 On/Off	350mA MAX: 15W	Narrow	2700K CRI>90 SDCM<3	White
02 Triac dimming		Medium	3000K CRI>90 SDCM<3	Black
03 1-10V dimming		Wide	3500K CRI>90 SDCM<3	
04 Dali dimming			4000K CRI>90 SDCM<3	

* More details available on request

Accessories: Honeycomb Linear spread lens Spread lens



NACO Square



Finish:



White



Black

NACO Square



Reflector Finish:

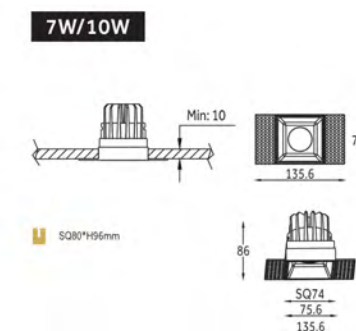
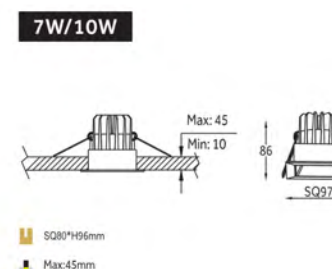


General shield color in gold and black.
Customized shield color in darklight and champagne gold, available on request.

NACO Square



1, 2 or 3 lamps combination available for NACO SQUARE series, visual or trimless installation and performing $UGR \leq 18$. Anti-glare, matt frosted and spread optical accessories are available to match different applications.



Suitable for AC220-240V 50/60Hz
Single: IP20
Control: On/Off, Triac, 1-10V, Dali dimming;
Lifetime 35000-50000H

7W TH-067-0879 [Visible] Lumen:490-650 lm,3000K CRI>90 Efficacy up to:90 lm/W

Driver	Version	Optics	LED	Finishes
01 On/Off	180mA MAX: 7W	Narrow	2700K CRI>90 SDCM<3	White
02 Triac dimming		Medium	3000K CRI>90 SDCM<3	Black
03 1-10V dimming		Wide	3500K CRI>90 SDCM<3 4000K CRI>90 SDCM<3	

10W TH-010-0879 [Visible] Lumen:700-900 lm,3000K CRI>90 Efficacy up to:90 lm/W

Driver	Version	Optics	LED	Finishes
01 On/Off	250mA MAX: 10W	Narrow	2700K CRI>90 SDCM<3	White
02 Triac dimming		Medium	3000K CRI>90 SDCM<3	Black
03 1-10V dimming		Wide	3500K CRI>90 SDCM<3 4000K CRI>90 SDCM<3	
04 Dali dimming				

7W TH-067-0896 [Trimless] Lumen:490-650 lm,3000K CRI>90 Efficacy up to:90 lm/W

Driver	Version	Optics	LED	Finishes
01 On/Off	180mA MAX: 7W	Narrow	2700K CRI>90 SDCM<3	White
02 Triac dimming		Medium	3000K CRI>90 SDCM<3	Black
03 1-10V dimming		Wide	3500K CRI>90 SDCM<3 4000K CRI>90 SDCM<3	

10W TH-010-0896 [Trimless] Lumen:700-900 lm,3000K CRI>90 Efficacy up to:90 lm/W

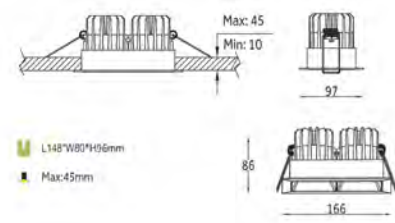
Driver	Version	Optics	LED	Finishes
01 On/Off	250mA MAX: 10W	Narrow	2700K CRI>90 SDCM<3	White
02 Triac dimming		Medium	3000K CRI>90 SDCM<3	Black
03 1-10V dimming		Wide	3500K CRI>90 SDCM<3 4000K CRI>90 SDCM<3	
04 Dali dimming				

* More details available on request

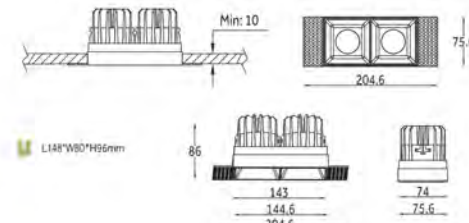




2*7W/2*10W



2*7W/2*10W



Suitable for AC220-240V 50/60Hz
Single: IP20
Control: On/Off, Triac, 1-10V, Dali dimming;
Lifetime 35000-50000H

2x7W TH-067-0880 [Vishia]

Lumen: 980-1300lm, 3000K CRI>90 Efficacy up to: 90lm/W

Driver	Version	Optics	LED	Finishes
01 On/Off	180mA MAX: 7W	Narrow	2700K CRI>90 SDCM<3	White
02 Triac dimming		Medium	3000K CRI>90 SDCM<3	Black
03 1-10V dimming		Wide	3500K CRI>90 SDCM<3	
04 Dali dimming			4000K CRI>90 SDCM<3	

2x10W TH-010-0880 [Vishia]

Lumen: 1400-1800lm, 3000K CRI>90 Efficacy up to: 90lm/W

Driver	Version	Optics	LED	Finishes
01 On/Off	250mA MAX: 10W	Narrow	2700K CRI>90 SDCM<3	White
02 Triac dimming		Medium	3000K CRI>90 SDCM<3	Black
03 1-10V dimming		Wide	3500K CRI>90 SDCM<3	
04 Dali dimming			4000K CRI>90 SDCM<3	

2x7W TH-067-0897 [Trimless]

Lumen: 980-1300lm, 3000K CRI>90 Efficacy up to: 90lm/W

Driver	Version	Optics	LED	Finishes
01 On/Off	180mA MAX: 7W	Narrow	2700K CRI>90 SDCM<3	White
02 Triac dimming		Medium	3000K CRI>90 SDCM<3	Black
03 1-10V dimming		Wide	3500K CRI>90 SDCM<3	
04 Dali dimming			4000K CRI>90 SDCM<3	

2x10W TH-010-0897 [Trimless]

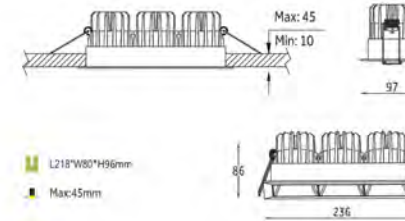
Lumen: 1400-1800lm, 3000K CRI>90 Efficacy up to: 90lm/W

Driver	Version	Optics	LED	Finishes
01 On/Off	250mA MAX: 10W	Narrow	2700K CRI>90 SDCM<3	White
02 Triac dimming		Medium	3000K CRI>90 SDCM<3	Black
03 1-10V dimming		Wide	3500K CRI>90 SDCM<3	
04 Dali dimming			4000K CRI>90 SDCM<3	

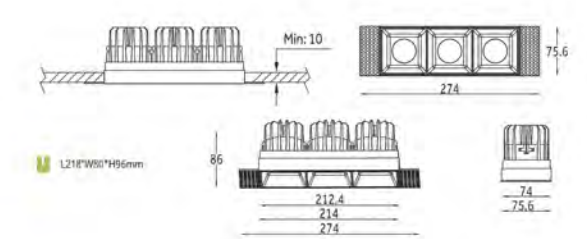
* More details available on request



3*7W/3*10W



3*7W/3*10W



Suitable for AC220-240V 50/60Hz
Single: IP20
Control: On/Off, Triac, 1-10V, Dali dimming;
Lifetime 35000-50000H

3x7W TH-067-0881 [Vishia]

Lumen: 1470-1950lm, 3000K CRI>90 Efficacy up to: 90lm/W

Driver	Version	Optics	LED	Finishes
01 On/Off	180mA MAX: 7W	Narrow	2700K CRI>90 SDCM<3	White
02 Triac dimming		Medium	3000K CRI>90 SDCM<3	Black
03 1-10V dimming		Wide	3500K CRI>90 SDCM<3	
04 Dali dimming			4000K CRI>90 SDCM<3	

3x10W TH-010-0881 [Vishia]

Lumen: 2100-2700lm, 3000K CRI>90 Efficacy up to: 90lm/W

Driver	Version	Optics	LED	Finishes
01 On/Off	250mA MAX: 10W	Narrow	2700K CRI>90 SDCM<3	White
02 Triac dimming		Medium	3000K CRI>90 SDCM<3	Black
03 1-10V dimming		Wide	3500K CRI>90 SDCM<3	
04 Dali dimming			4000K CRI>90 SDCM<3	

3x7W TH-067-0898 [Trimless]

Lumen: 1470-1950lm, 3000K CRI>90 Efficacy up to: 90lm/W

Driver	Version	Optics	LED	Finishes
01 On/Off	180mA MAX: 7W	Narrow	2700K CRI>90 SDCM<3	White
02 Triac dimming		Medium	3000K CRI>90 SDCM<3	Black
03 1-10V dimming		Wide	3500K CRI>90 SDCM<3	
04 Dali dimming			4000K CRI>90 SDCM<3	

3x10W TH-010-0898 [Trimless]

Lumen: 2100-2700lm, 3000K CRI>90 Efficacy up to: 90lm/W

Driver	Version	Optics	LED	Finishes
01 On/Off	250mA MAX: 10W	Narrow	2700K CRI>90 SDCM<3	White
02 Triac dimming		Medium	3000K CRI>90 SDCM<3	Black
03 1-10V dimming		Wide	3500K CRI>90 SDCM<3	
04 Dali dimming			4000K CRI>90 SDCM<3	

* More details available on request



NACO Anti-glare



Finish:



NACO Anti-glare






Black Golden



Black Golden

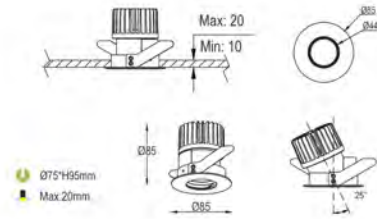
BLACK/ GOLDEN ANTI-GLARE SHIELD available on request.

Various beam angles, and high CRI, with UGR<12, creating even and glareless light effect, fixed and adjustable structure, with optional color finishing, as a general solution for all applications in architectural lighting.





7W/10W/15W



Suitable for AC220-240V 50/60Hz
Single: IP20
Control: On/Off, Triac, 1-10V, Dali dimming;
Lifetime 35000-50000H

7W TH-067-0686

Lumen: 450-670lm, 3000K CRI>90 Efficacy up to: 90lm/W

Driver	Version	Optics	LED	Finishes
01 On/Off	180mA MAX: 7W	Narrow	2700K CRI>90 SDCM<3	White
02 Triac dimming		Medium	3000K CRI>90 SDCM<3	Black
03 1-10V dimming		Wide	3500K CRI>90 SDCM<3 4000K CRI>90 SDCM<3	

10W TH-010-0686

Lumen: 650-950lm, 3000K CRI>90 Efficacy up to: 90lm/W

Driver	Version	Optics	LED	Finishes
01 On/Off	250mA MAX: 10W	Narrow	2700K CRI>90 SDCM<3	White
02 Triac dimming		Medium	3000K CRI>90 SDCM<3	Black
03 1-10V dimming		Wide	3500K CRI>90 SDCM<3 4000K CRI>90 SDCM<3	
04 Dali dimming				

15W TH-118-0686

Lumen: 750-1500lm, 3000K CRI>90 Efficacy up to: 90lm/W

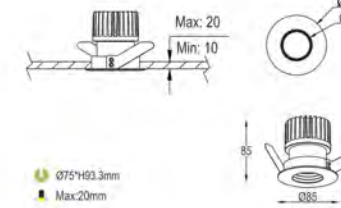
Driver	Version	Optics	LED	Finishes
01 On/Off	350mA MAX: 15W	Narrow	2700K CRI>90 SDCM<3	White
02 Triac dimming		Medium	3000K CRI>90 SDCM<3	Black
03 1-10V dimming		Wide	3500K CRI>90 SDCM<3 4000K CRI>90 SDCM<3	
04 Dali dimming				

* More details available on request

Accessories: Honeycomb Linear spread lens



7W/10W/15W



Suitable for AC220-240V 50/60Hz
Single: IP20
Control: On/Off, Triac, 1-10V, Dali dimming;
Lifetime 35000-50000H

7W TH-067-0687

Lumen: 450-670lm, 3000K CRI>90 Efficacy up to: 90lm/W

Driver	Version	Optics	LED	Finishes
01 On/Off	180mA MAX: 7W	Narrow	2700K CRI>90 SDCM<3	White
02 Triac dimming		Medium	3000K CRI>90 SDCM<3	Black
03 1-10V dimming		Wide	3500K CRI>90 SDCM<3 4000K CRI>90 SDCM<3	

10W TH-010-0687

Lumen: 650-950lm, 3000K CRI>90 Efficacy up to: 90lm/W

Driver	Version	Optics	LED	Finishes
01 On/Off	250mA MAX: 10W	Narrow	2700K CRI>90 SDCM<3	White
02 Triac dimming		Medium	3000K CRI>90 SDCM<3	Black
03 1-10V dimming		Wide	3500K CRI>90 SDCM<3 4000K CRI>90 SDCM<3	
04 Dali dimming				

15W TH-118-0687

Lumen: 750-1500lm, 3000K CRI>90 Efficacy up to: 90lm/W


Driver	Version	Optics	LED	Finishes
01 On/Off	350mA MAX: 15W	Narrow	2700K CRI>90 SDCM<3	White
02 Triac dimming		Medium	3000K CRI>90 SDCM<3	Black
03 1-10V dimming		Wide	3500K CRI>90 SDCM<3 4000K CRI>90 SDCM<3	
04 Dali dimming				

* More details available on request


Accessories: Honeycomb Linear spread lens



NACO Wall washer



Finish:




Sand white Sand black

NACO Wall washer

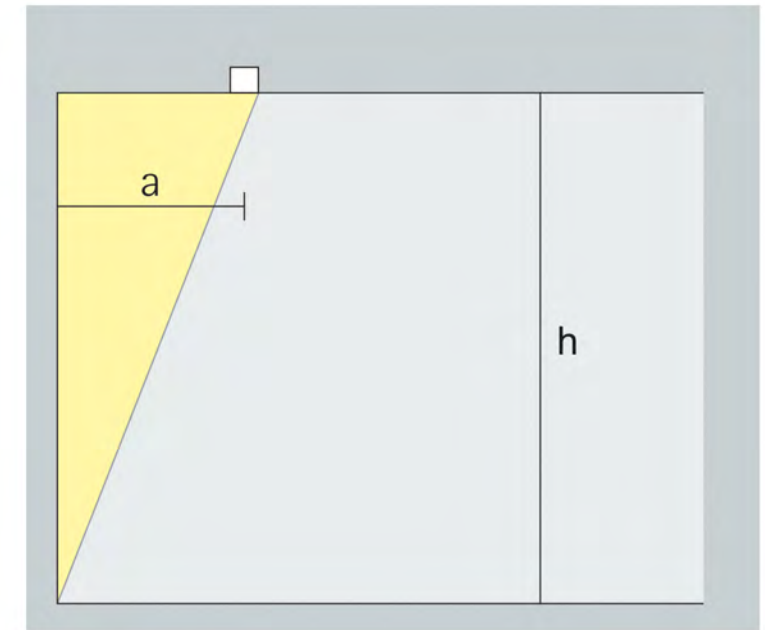


Sand white Sand black Sand gold

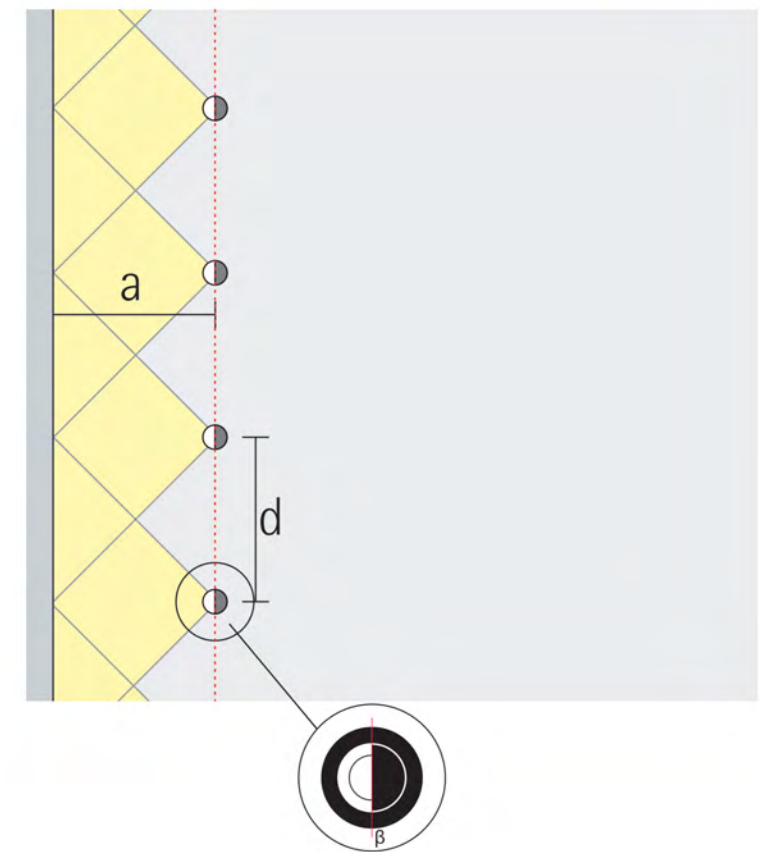


Wallwashing


For uniform vertical illuminance, the distance (a) of the luminaire from the wall should be around one third of the room height (h).
 Optimal wall offset and luminaire spacing values are indicated in the wallwasher tables on the product data sheets.
 Rough guide: $a = 1/3 \times h$




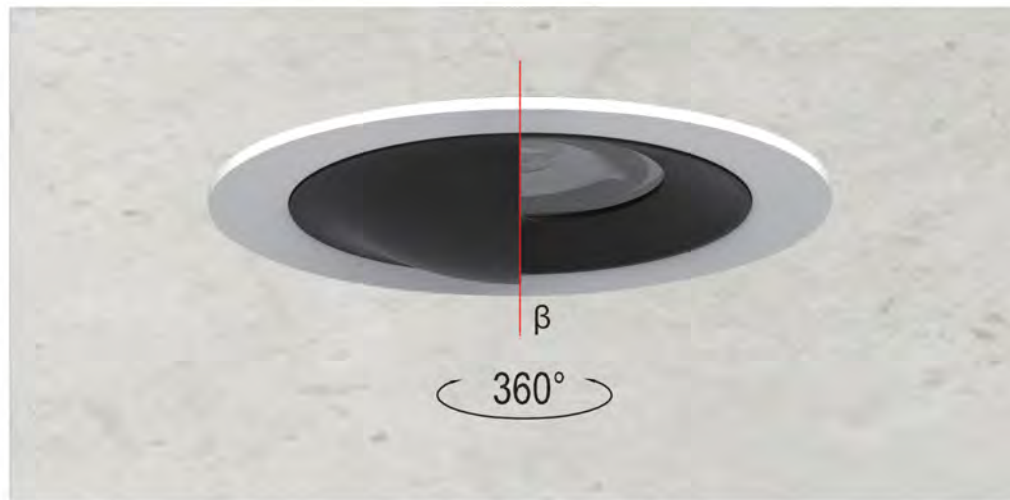

For good longitudinal uniformity, the spacing (d) of lens wallwashers may be up to 1.3 times the offset from the wall (a).
 Arrangement: $d \leq 1.3 \times a$



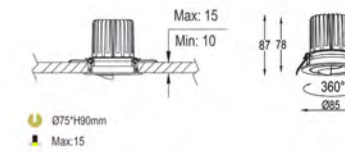
Wallwashing
 Vertical illuminance for brightening and dividing the space



Please make sure install all luminaire in same direction which its keep β parallel with the wall.



7W/10W/15W



Suitable for AC220-240V 50/60Hz
 Single: IP20
 Control: On/Off, Triac, 1-10V, Dali dimming;
 Lifetime 35000-50000H

7W TH-067-0714

Lumen: 235-350 lm, 3000K CRI>90 Efficacy up to: 50 lm/W

Driver	Version	Optics	LED	Finishes
01 On/Off	180mA MAX: 7W	Asymmetrical	2700K CRI>90 SDCM<3	White
02 Triac dimming			3000K CRI>90 SDCM<3	Black
03 1-10V dimming			3500K CRI>90 SDCM<3	
			4000K CRI>90 SDCM<3	

10W TH-010-0714

Lumen: 330-500 lm, 3000K CRI>90 Efficacy up to: 50 lm/W

Driver	Version	Optics	LED	Finishes
01 On/Off	250mA MAX: 10W	Asymmetrical	2700K CRI>90 SDCM<3	White
02 Triac dimming			3000K CRI>90 SDCM<3	Black
03 1-10V dimming			3500K CRI>90 SDCM<3	
04 Dali dimming			4000K CRI>90 SDCM<3	

15W TH-118-0714

Lumen: 495-750 lm, 3000K CRI>90 Efficacy up to: 50 lm/W

Driver	Version	Optics	LED	Finishes
01 On/Off	350mA MAX: 15W	Asymmetrical	2700K CRI>90 SDCM<3	White
02 Triac dimming			3000K CRI>90 SDCM<3	Black
03 1-10V dimming			3500K CRI>90 SDCM<3	
04 Dali dimming			4000K CRI>90 SDCM<3	

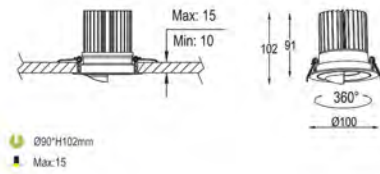
Please make sure install all luminaire in same direction which its keep β parallel with the wall.

* More details available on request

* More details available on request



15W/20W



Ø90*H102mm
Max:15

Suitable for AC220-240V 50/60Hz
Single: IP20
Control: On/Off, Triac, 1-10V, Dali dimming;
Lifetime 35000-50000H

15W TH-118-0715

Lumen: 750-1050 lm, 3000K CRI>90 Efficacy up to: 70 lm/W

Driver	Version	Optics	LED	Finishes
01 On/Off	350mA MAX: 15W	Asymmetrical	2700K CRI>90 SDCM<3	White
02 Triac dimming			3000K CRI>90 SDCM<3	Black
03 1-10V dimming			3500K CRI>90 SDCM<3	
04 Dali dimming			4000K CRI>90 SDCM<3	

20W TH-020-0715

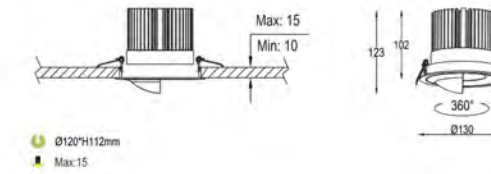
Lumen: 1000-1400 lm, 3000K CRI>90 Efficacy up to: 70 lm/W

Driver	Version	Optics	LED	Finishes
01 On/Off	500mA MAX: 20W	Asymmetrical	2700K CRI>90 SDCM<3	White
02 Triac dimming			3000K CRI>90 SDCM<3	Black
03 1-10V dimming			3500K CRI>90 SDCM<3	
04 Dali dimming			4000K CRI>90 SDCM<3	

* More details available on request



20W/28W



Ø120*H112mm
Max:15

Suitable for AC220-240V 50/60Hz
Single: IP20
Control: On/Off, Triac, 1-10V, Dali dimming;
Lifetime 35000-50000H

20W TH-020-0716

Lumen: 1200-1600 lm, 3000K CRI>90 Efficacy up to: 80 lm/W

Driver	Version	Optics	LED	Finishes
01 On/Off	500mA MAX: 20W	Asymmetrical	2700K CRI>90 SDCM<3	White
02 Triac dimming			3000K CRI>90 SDCM<3	Black
03 1-10V dimming			3500K CRI>90 SDCM<3	
04 Dali dimming			4000K CRI>90 SDCM<3	

28W TH-026-0716

Lumen: 1680-2240 lm, 3000K CRI>90 Efficacy up to: 80 lm/W

Driver	Version	Optics	LED	Finishes
01 On/Off	700mA MAX: 28W	Asymmetrical	2700K CRI>90 SDCM<3	White
02 Triac dimming			3000K CRI>90 SDCM<3	Black
03 1-10V dimming			3500K CRI>90 SDCM<3	
04 Dali dimming			4000K CRI>90 SDCM<3	

NACO General Lighting



Ø 65

MAX.7W



Ø 85

MAX.15W




Ø 110

MAX.20W



Ø 130

MAX.28W



Ø 155

MAX.32W



Ø 185

MAX.42W

NACO GENERAL LIGHTING series products are anti-glare architectural lightings, the ultra wide beam angle still ensured $UGR \leq 19$. It's helpful to establish a comfortable light environment. The variety of sizes promote the power range from 7W-42W, which applicable at 2.8M-10M ceiling.

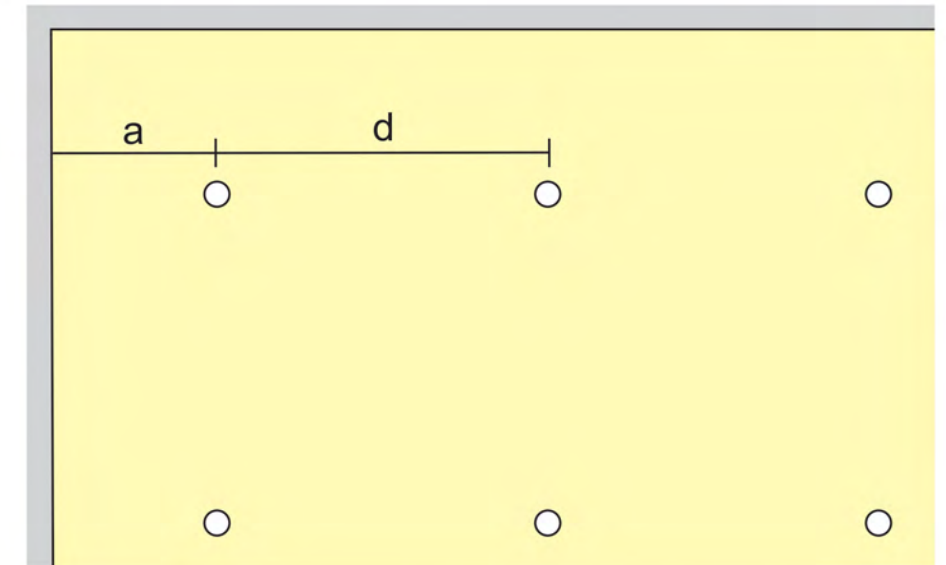
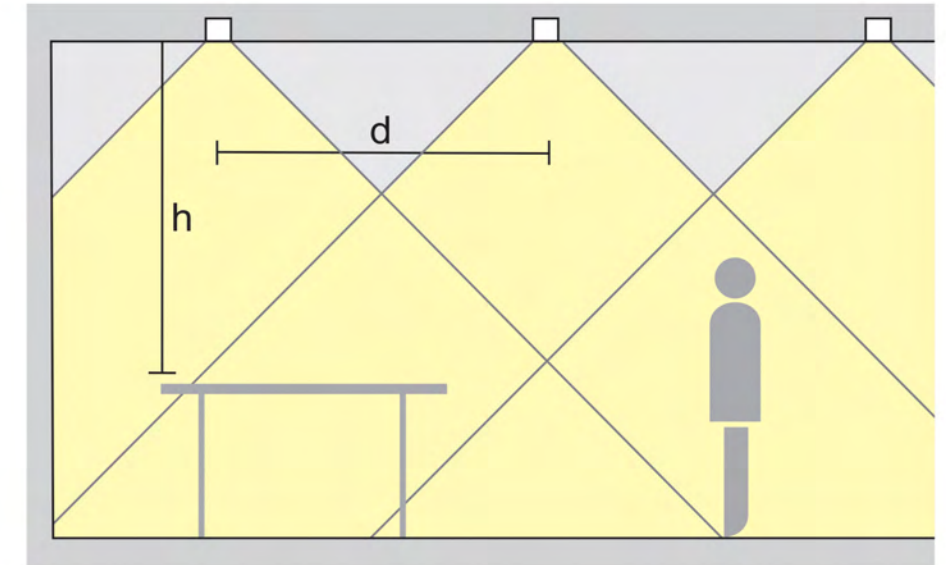

General lighting

For uniform ambient lighting with high visual comfort, the spacing (d) between two downlights may be up to approximately 1.5 times the height (h) of the luminaire above the working plane.

Arrangement: $d \leq 1.5 \times h$

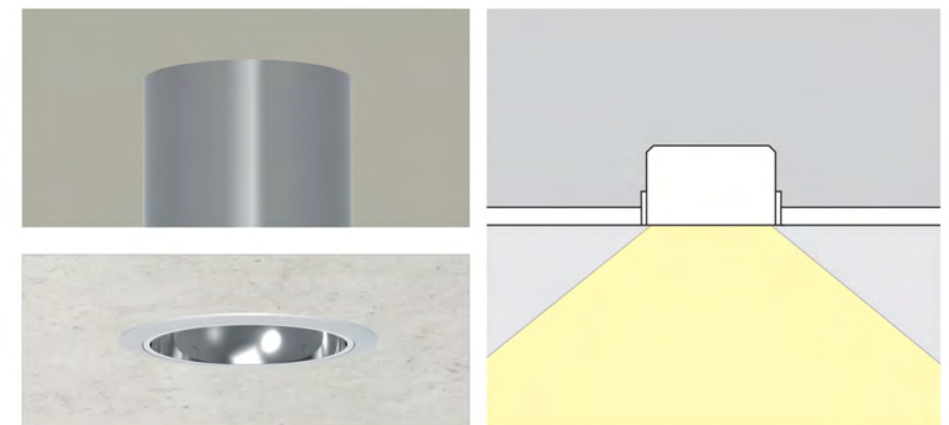
The wall offset should be half the luminaire spacing.

Arrangement: $a = d / 2$



General lighting

Ambient lighting produced by wide beam light distribution.

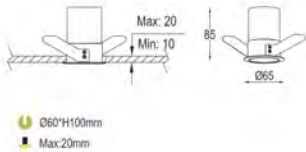








7W



⓪ Ø60*H100mm
■ Max:20mm

Suitable for AC220-240V 50/60Hz
Single: IP20
Control: On/Off, Triac, 1-10V, Dali dimming;
Lifetime 35000-50000H

7W TH-067-0963

Lumen: 450-670lm, 3000K CRI>90 Efficacy up to: 90lm/W

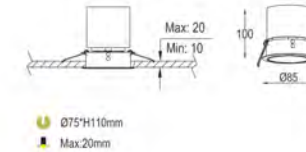
Driver	Version	Optics	LED	Finishes
01 On/Off	180mA MAX: 7W	Wide	2700K CRI>90 SDCM<3	White
02 Triac dimming		Super wide	3000K CRI>90 SDCM<3	Black
03 1-10V dimming			3500K CRI>90 SDCM<3	
			4000K CRI>90 SDCM<3	

* More details available on request

Accessories: Linear spread lens Spread lens



10W/15W



⓪ Ø75*H100mm
■ Max:20mm

Suitable for AC220-240V 50/60Hz
Single: IP20
Control: On/Off, Triac, 1-10V, Dali dimming;
Lifetime 35000-50000H

10W TH-010-0964

Lumen: 650-950lm, 3000K CRI>90 Efficacy up to: 90lm/W

Driver	Version	Optics	LED	Finishes
01 On/Off	250mA MAX: 10W	Wide	2700K CRI>90 SDCM<3	White
02 Triac dimming		Super wide	3000K CRI>90 SDCM<3	Black
03 1-10V dimming			3500K CRI>90 SDCM<3	
04 Dali dimming			4000K CRI>90 SDCM<3	

15W TH-118-0964

Lumen: 750-1500lm, 3000K CRI>90 Efficacy up to: 95lm/W

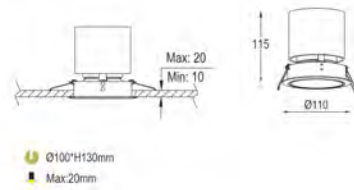
Driver	Version	Optics	LED	Finishes
01 On/Off	350mA MAX: 15W	Wide	2700K CRI>90 SDCM<3	White
02 Triac dimming		Super wide	3000K CRI>90 SDCM<3	Black
03 1-10V dimming			3500K CRI>90 SDCM<3	
04 Dali dimming			4000K CRI>90 SDCM<3	

* More details available on request

Accessories: Linear spread lens Spread lens



15W/20W



Suitable for AC220-240V 50/60Hz
 Single: IP20
 Control: On/Off, Triac, 1-10V, Dali dimming;
 Lifetime 35000-50000H

15W TH-118-0965

Lumen: 750-1500lm, 3000K CRI>90 Efficacy up to: 95 lm/W

Driver	Version	Optics	LED	Finishes
01 On/Off	350mA MAX: 15W	Wide	2700K CRI>90 SDCM<3	White
02 Triac dimming		Super wide	3000K CRI>90 SDCM<3	Black
03 1-10V dimming			3500K CRI>90 SDCM<3	
04 Dali dimming			4000K CRI>90 SDCM<3	

20W TH-020-0965

Lumen: 1300-2000lm, 3000K CRI>90 Efficacy up to: 92 lm/W

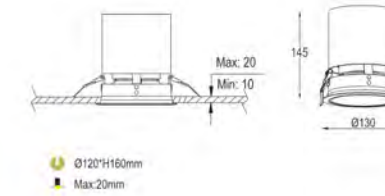
Driver	Version	Optics	LED	Finishes
01 On/Off	500mA MAX: 20W	Wide	2700K CRI>90 SDCM<3	White
02 Triac dimming		Super wide	3000K CRI>90 SDCM<3	Black
03 1-10V dimming			3500K CRI>90 SDCM<3	
04 Dali dimming			4000K CRI>90 SDCM<3	

* More details available on request

Accessories: Linear spread lens Spread lens



20W/28W



Suitable for AC220-240V 50/60Hz
 Single: IP20
 Control: On/Off, Triac, 1-10V, Dali dimming;
 Lifetime 35000-50000H

20W TH-020-0966

Lumen: 1300-2000lm, 3000K CRI>90 Efficacy up to: 92 lm/W

Driver	Version	Optics	LED	Finishes
01 On/Off	500mA MAX: 20W	Wide	2700K CRI>90 SDCM<3	White
02 Triac dimming		Super wide	3000K CRI>90 SDCM<3	Black
03 1-10V dimming			3500K CRI>90 SDCM<3	
04 Dali dimming			4000K CRI>90 SDCM<3	

28W TH-026-0966

Lumen: 1820-2520lm, 3000K CRI>90 Efficacy up to: 90 lm/W

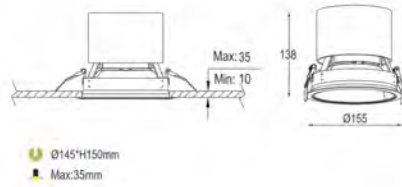
Driver	Version	Optics	LED	Finishes
01 On/Off	700mA MAX: 28W	Wide	2700K CRI>90 SDCM<3	White
02 Triac dimming		Super wide	3000K CRI>90 SDCM<3	Black
03 1-10V dimming			3500K CRI>90 SDCM<3	
04 Dali dimming			4000K CRI>90 SDCM<3	

* More details available on request

Accessories: Linear spread lens Spread lens



28W/32W



Suitable for AC220-240V 50/60Hz
Single: IP20
Control: On/Off, Triac, 1-10V, Dali dimming;
Lifetime 35000-50000H

28W TH-026-1023

Lumen: 1820-2520lm, 3000K CRI>90 Efficacy up to: 90lm/W

Driver	Version	Optics	LED	Finishes
01 On/Off	700mA MAX: 28W	Wide	2700K CRI>90 SDCM<3	White
02 Triac dimming		Super wide	3000K CRI>90 SDCM<3	Black
03 1-10V dimming			3500K CRI>90 SDCM<3	
04 Dali dimming			4000K CRI>90 SDCM<3	

32W TH-030-1023

Lumen: 2100-3000lm, 3000K CRI>90 Efficacy up to: 95lm/W

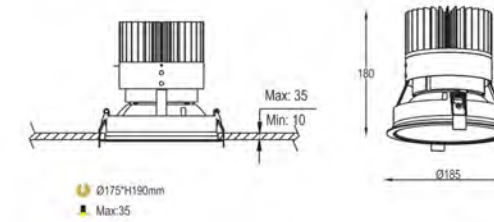
Driver	Version	Optics	LED	Finishes
01 On/Off	800mA MAX: 32W	Wide	2700K CRI>90 SDCM<3	White
02 Triac dimming		Super wide	3000K CRI>90 SDCM<3	Black
03 1-10V dimming			3500K CRI>90 SDCM<3	
04 Dali dimming			4000K CRI>90 SDCM<3	

* More details available on request

Accessories: Linear spread lens Spread lens



32W/42W



Suitable for AC220-240V 50/60Hz
Single: IP20
Control: On/Off, Triac, 1-10V, Dali dimming;
Lifetime 35000-50000H

32W TH-030-1024

Lumen: 2100-3000lm, 3000K CRI>90 Efficacy up to: 95lm/W

Driver	Version	Optics	LED	Finishes
01 On/Off	800mA MAX: 32W	Wide	2700K CRI>90 SDCM<3	White
02 Triac dimming		Super wide	3000K CRI>90 SDCM<3	Black
03 1-10V dimming			3500K CRI>90 SDCM<3	
04 Dali dimming			4000K CRI>90 SDCM<3	

42W TH-038-1024

Lumen: 2700-3800lm, 3000K CRI>90 Efficacy up to: 92lm/W

Driver	Version	Optics	LED	Finishes
01 On/Off	1050mA MAX: 42W	Wide	2700K CRI>90 SDCM<3	White
02 1-10V dimming		Super wide	3000K CRI>90 SDCM<3	Black
03 Dali dimming			3500K CRI>90 SDCM<3	
			4000K CRI>90 SDCM<3	

* More details available on request

Accessories: Linear spread lens Spread lens

NACO General Lighting



Ø 70

MAX.7W



Ø 95

MAX.12W



Ø 120

MAX.18W



Ø 140

MAX.24W



Ø 167

MAX.30W



Ø 197

MAX.40W



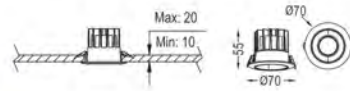
Ø 236

MAX.60W

NACO GENERAL LIGHTING series products are anti-glare architectural lightings, the ultra wide beam angle still ensured $UGR \leq 19$. It's helpful to establish a comfortable light environment. The variety of sizes promote the power range from 7W-60W, which applicable at 2.8M-10M ceiling.

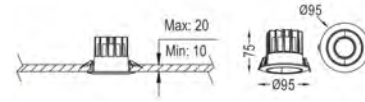


7W



Ø65*H70
Max:20

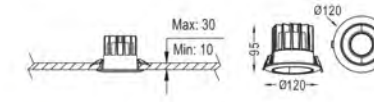
12W



Ø80*H90
Max:20

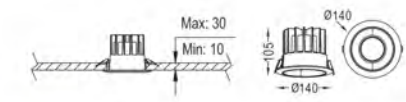


18W



Ø100*H110
Max:30

24W



Ø120*H120
Max:30

Suitable for AC220-240V 50/60Hz
Single:IP20
Control: On/Off, Triac, 1-10V, Dali dimming;
Lifetime 35000-50000H

7W WG-TH-005-0005

Lumen:570-715 lm,3000K CRI>90 Efficacy up to:82 lm/W

Driver	Version	Optics	LED	Finishes
01 On/Off	150mA 36V MAX: 7W	Super wide	2700K CRI>90 SDCM<3	White
02 Triac dimming		Wide	3000K CRI>90 SDCM<3	Black
03 1-10V dimming			3500K CRI>90 SDCM<3	
			4000K CRI>90 SDCM<3	

Suitable for AC220-240V 50/60Hz
Single:IP20
Control: On/Off, Triac, 1-10V, Dali dimming;
Lifetime 35000-50000H

18W WG-TH-018-0007

Lumen:1530-1720 lm,3000K CRI>90 Efficacy up to:85lm/W

Driver	Version	Optics	LED	Finishes
01 On/Off	450mA 36V MAX: 18W	Super wide	2700K CRI>90 SDCM<3	White
02 Triac dimming		Wide	3000K CRI>90 SDCM<3	Black
03 1-10V dimming			3500K CRI>90 SDCM<3	
04 Dali dimming			4000K CRI>90 SDCM<3	

12W WG-TH-010-0006

Lumen:890-1000 lm,3000K CRI>90 Efficacy up to:82lm/W

Driver	Version	Optics	LED	Finishes
01 On/Off	250mA 36V MAX: 12W	Super wide	2700K CRI>90 SDCM<3	White
02 Triac dimming		Wide	3000K CRI>90 SDCM<3	Black
03 1-10V dimming			3500K CRI>90 SDCM<3	
04 Dali dimming			4000K CRI>90 SDCM<3	

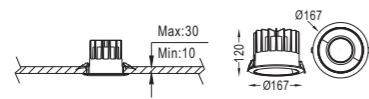
24W WG-TH-020-0008

Lumen:1930-2070 lm,3000K CRI>90 Efficacy up to:85 lm/W

Driver	Version	Optics	LED	Finishes
01 On/Off	600mA 36V MAX: 24W	Super wide	2700K CRI>90 SDCM<3	White
02 Triac dimming		Wide	3000K CRI>90 SDCM<3	Black
03 1-10V dimming			3500K CRI>90 SDCM<3	
04 Dali dimming			4000K CRI>90 SDCM<3	

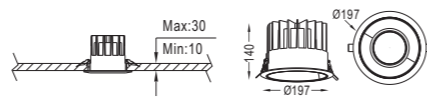


30W




☀️ Ø150*H120
 🏠 Max:30

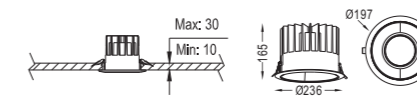
40W



☀️ Ø185*H150
 🏠 Max:30



60W



☀️ Ø220*H175
 🏠 Max:30

Suitable for AC220-240V 50/60Hz
 Single:IP20
 Control: On/Off, Triac, 1-10V, Dali dimming;
 Lifetime 35000-50000H

30W WG-TH-028-0009

Lumen:2540-2790 lm, 3000K CRI>90 Efficacy up to:89 lm/W

Driver	Version	Optics	LED	Finishes
01 On/Off	800mA 36V MAX: 30W	Super wide	2700K CRI>90 SDCM<3	White
02 Triac dimming		Wide	3000K CRI>90 SDCM<3	Black
03 1-10V dimming			3500K CRI>90 SDCM<3	
04 Dali dimming			4000K CRI>90 SDCM<3	

Suitable for AC220-240V 50/60Hz
 Single:IP20
 Control: On/Off, 1-10V, Dali dimming;
 Lifetime 35000-50000H

60W WG-TH-050-0011

Lumen:5250-5570 lm, 3000K CRI>90 Efficacy up to:92 lm/W

Driver	Version	Optics	LED	Finishes
01 On/Off	1500mA 36V MAX: 60W	Super wide	2700K CRI>90 SDCM<3	White
02 1-10V dimming		Wide	3000K CRI>90 SDCM<3	Black
03 Dali dimming			3500K CRI>90 SDCM<3	
			4000K CRI>90 SDCM<3	

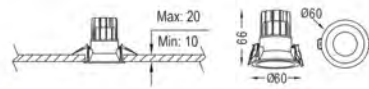
40W WG-TH-038-0010

Lumen:3380-3650 lm, 3000K CRI>90 Efficacy up to:89 lm/W

Driver	Version	Optics	LED	Finishes
01 On/Off	1000mA 36V MAX: 40W	Super wide	2700K CRI>90 SDCM<3	White
02 1-10V dimming		Wide	3000K CRI>90 SDCM<3	Black
03 Dali dimming			3500K CRI>90 SDCM<3	
			4000K CRI>90 SDCM<3	

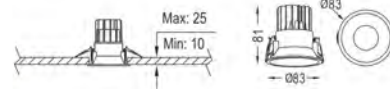


5W



Ø50*H100
Max:20

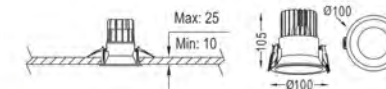
12W



Ø75*H110
Max:25

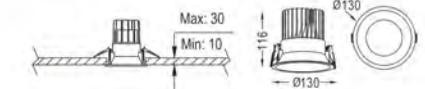


15W



Ø90*H110
Max:25

20W



Ø115*H130
Max:30

Suitable for AC220-240V 50/60Hz
Single:IP20
Control: On/Off, Triac, 1-10V, Dali dimming;
Lifetime 35000-50000H

5W WG-TH-003-0001

Lumen:380-470lm,3000K CRI>90 Efficacy up to:75 lm/W

Driver	Version	Optics	LED	Finishes
01 On/Off	100mA 36V MAX: 5W	Super wide	2700K CRI>90 SDCM<3	White
02 Triac dimming		Wide	3000K CRI>90 SDCM<3	Black
03 1-10V dimming			3500K CRI>90 SDCM<3	
			4000K CRI>90 SDCM<3	

Suitable for AC220-240V 50/60Hz
Single:IP20
Control: On/Off, Triac, 1-10V, Dali dimming;
Lifetime 35000-50000H

15W WG-TH-118-0003

Lumen:1210-1330lm,3000K CRI>90 Efficacy up to:85 lm/W

Driver	Version	Optics	LED	Finishes
01 On/Off	350mA 36V MAX: 15W	Super wide	2700K CRI>90 SDCM<3	White
02 Triac dimming		Wide	3000K CRI>90 SDCM<3	Black
03 1-10V dimming			3500K CRI>90 SDCM<3	
04 Dali dimming			4000K CRI>90 SDCM<3	

12W WG-TH-008-0002

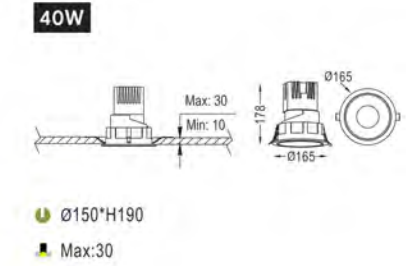
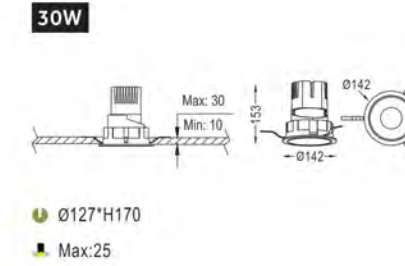
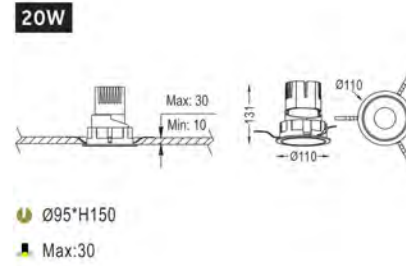
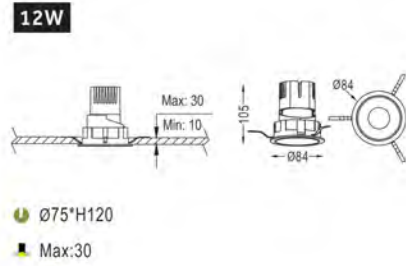
Lumen:910-1020lm,3000K CRI>90 Efficacy up to:80 lm/W

Driver	Version	Optics	LED	Finishes
01 On/Off	250mA 36V MAX: 12W	Super wide	2700K CRI>90 SDCM<3	White
02 Triac dimming		Wide	3000K CRI>90 SDCM<3	Black
03 1-10V dimming			3500K CRI>90 SDCM<3	
04 Dali dimming			4000K CRI>90 SDCM<3	

20W WG-TH-018-0004

Lumen:1620-1770lm,3000K CRI>90 Efficacy up to:85 lm/W

Driver	Version	Optics	LED	Finishes
01 On/Off	500mA 36V MAX: 20W	Super wide	2700K CRI>90 SDCM<3	White
02 Triac dimming		Wide	3000K CRI>90 SDCM<3	Black
03 1-10V dimming			3500K CRI>90 SDCM<3	
04 Dali dimming			4000K CRI>90 SDCM<3	



Suitable for AC220-240V 50/60Hz
 Single:IP20
 Control: On/Off, Triac, 1-10V, Dali dimming;
 Lifetime 35000-50000H

12W WG-TH-010-0012 Lumen:920-1025 lm,3000K CRI>90 Efficacy up to:80 lm/W

Driver	Version	Optics	LED	Finishes
01 On/Off	300mA 36V MAX: 12W	12°	2700K CRI>90 SDCM<3	White
02 Triac dimming		24°	3000K CRI>90 SDCM<3	Black
03 1-10V dimming		36°	3500K CRI>90 SDCM<3	
04 Dali dimming			4000K CRI>90 SDCM<3	

Suitable for AC220-240V 50/60Hz
 Single:IP20
 Control: On/Off, Triac, 1-10V, Dali dimming;
 Lifetime 35000-50000H

30W WG-TH-028-0014 Lumen:2540-2670 lm,3000K CRI>90 Efficacy up to:89 lm/W

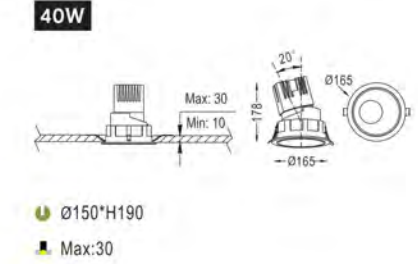
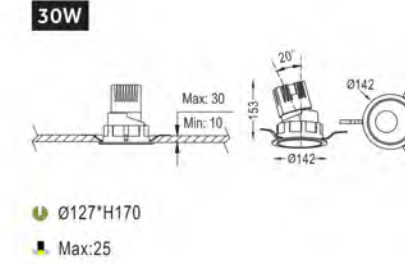
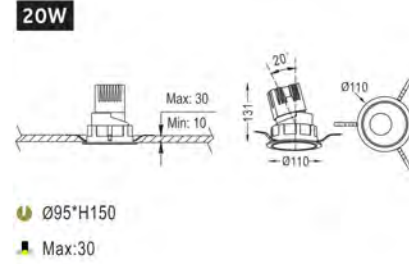
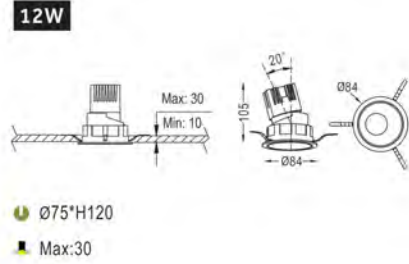
Driver	Version	Optics	LED	Finishes
01 On/Off	800mA 36V MAX: 30W	12°	2700K CRI>90 SDCM<3	White
02 Triac dimming		24°	3000K CRI>90 SDCM<3	Black
03 1-10V dimming		36°	3500K CRI>90 SDCM<3	
04 Dali dimming			4000K CRI>90 SDCM<3	

20W WG-TH-018-0013 Lumen:1610-1730 lm,3000K CRI>90 Efficacy up to:85 lm/W

Driver	Version	Optics	LED	Finishes
01 On/Off	500mA 36V MAX: 20W	12°	2700K CRI>90 SDCM<3	White
02 Triac dimming		24°	3000K CRI>90 SDCM<3	Black
03 1-10V dimming		36°	3500K CRI>90 SDCM<3	
			4000K CRI>90 SDCM<3	

40W WG-TH-038-0015 Lumen:3390-3610 lm,3000K CRI>90 Efficacy up to:89 lm/W

Driver	Version	Optics	LED	Finishes
01 On/Off	1000mA 36V MAX: 40W	12°	2700K CRI>90 SDCM<3	White
02 1-10V dimming		24°	3000K CRI>90 SDCM<3	Black
03 Dali dimming		36°	3500K CRI>90 SDCM<3	
			4000K CRI>90 SDCM<3	



Suitable for AC220-240V 50/60Hz
 Single:IP20
 Control: On/Off, Triac, 1-10V, Dali dimming;
 Lifetime 35000-50000H

12W WG-TH-010-0016 Lumen:920-1025 lm,3000K CRI>90 Efficacy up to:80 lm/W

Driver	Version	Optics	LED	Finishes
01 On/Off	300mA 36V MAX: 12W	12°	2700K CRI>90 SDCM<3	White
02 Triac dimming		24°	3000K CRI>90 SDCM<3	Black
03 1-10V dimming		36°	3500K CRI>90 SDCM<3	
04 Dali dimming			4000K CRI>90 SDCM<3	

Suitable for AC220-240V 50/60Hz
 Single:IP20
 Control: On/Off, Triac, 1-10V, Dali dimming;
 Lifetime 35000-50000H

30W WG-TH-028-0018 Lumen:2540-2670 lm,3000K CRI>90 Efficacy up to:89 lm/W

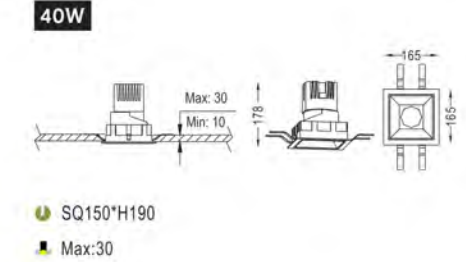
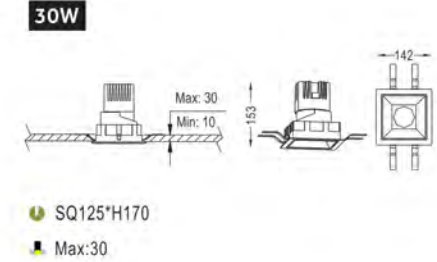
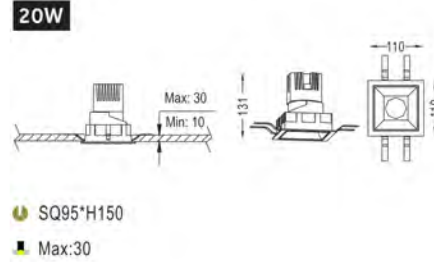
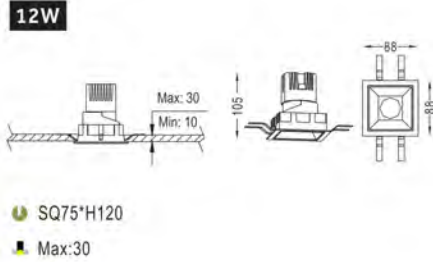
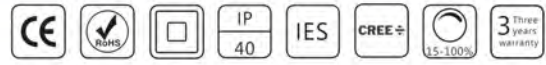
Driver	Version	Optics	LED	Finishes
01 On/Off	800mA 36V MAX: 30W	12°	2700K CRI>90 SDCM<3	White
02 Triac dimming		24°	3000K CRI>90 SDCM<3	Black
03 1-10V dimming		36°	3500K CRI>90 SDCM<3	
04 Dali dimming			4000K CRI>90 SDCM<3	

20W WG-TH-018-0017 Lumen:1610-1730 lm,3000K CRI>90 Efficacy up to:85 lm/W

Driver	Version	Optics	LED	Finishes
01 On/Off	500mA 36V MAX: 20W	12°	2700K CRI>90 SDCM<3	White
02 Triac dimming		24°	3000K CRI>90 SDCM<3	Black
03 1-10V dimming		36°	3500K CRI>90 SDCM<3	
04 Dali dimming			4000K CRI>90 SDCM<3	

40W WG-TH-038-0019 Lumen:3390-3610 lm,3000K CRI>90 Efficacy up to:89 lm/W

Driver	Version	Optics	LED	Finishes
01 On/Off	1000mA 36V MAX: 40W	12°	2700K CRI>90 SDCM<3	White
02 1-10V dimming		24°	3000K CRI>90 SDCM<3	Black
03 Dali dimming		36°	3500K CRI>90 SDCM<3	
			4000K CRI>90 SDCM<3	



Suitable for AC220-240V 50/60Hz
 Single:IP20
 Control: On/Off, Triac, 1-10V, Dali dimming;
 Lifetime 35000-50000H

12W WG-TH-010-0020 Lumen:920-1025 lm,3000K CRI>90 Efficacy up to:80 lm/W

Driver	Version	Optics	LED	Finishes
01 On/Off	300mA 36V MAX: 12W	12°	2700K CRI>90 SDCM<3	White
02 Triac dimming		24°	3000K CRI>90 SDCM<3	Black
03 1-10V dimming		36°	3500K CRI>90 SDCM<3	
04 Dali dimming			4000K CRI>90 SDCM<3	

Suitable for AC220-240V 50/60Hz
 Single:IP20
 Control: On/Off, Triac, 1-10V, Dali dimming;
 Lifetime 35000-50000H

30W WG-TH-028-0022 Lumen:2540-2670 lm,3000K CRI>90 Efficacy up to:89 lm/W

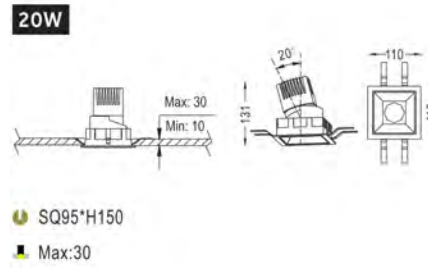
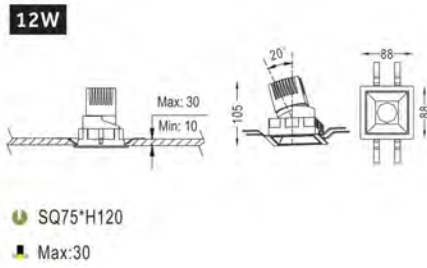

Driver	Version	Optics	LED	Finishes
01 On/Off	800mA 36V MAX: 30W	12°	2700K CRI>90 SDCM<3	White
02 Triac dimming		24°	3000K CRI>90 SDCM<3	Black
03 1-10V dimming		36°	3500K CRI>90 SDCM<3	
04 Dali dimming			4000K CRI>90 SDCM<3	

20W WG-TH-018-0021 Lumen:1610-1730 lm,3000K CRI>90 Efficacy up to:85 lm/W

Driver	Version	Optics	LED	Finishes
01 On/Off	500mA 36V MAX: 20W	12°	2700K CRI>90 SDCM<3	White
02 Triac dimming		24°	3000K CRI>90 SDCM<3	Black
03 1-10V dimming		36°	3500K CRI>90 SDCM<3	
04 Dali dimming			4000K CRI>90 SDCM<3	

40W WG-TH-038-0023 Lumen:3390-3610 lm,3000K CRI>90 Efficacy up to:89 lm/W

Driver	Version	Optics	LED	Finishes
01 On/Off	1000mA 36V MAX: 40W	12°	2700K CRI>90 SDCM<3	White
02 1-10V dimming		24°	3000K CRI>90 SDCM<3	Black
03 Dali dimming		36°	3500K CRI>90 SDCM<3	
			4000K CRI>90 SDCM<3	



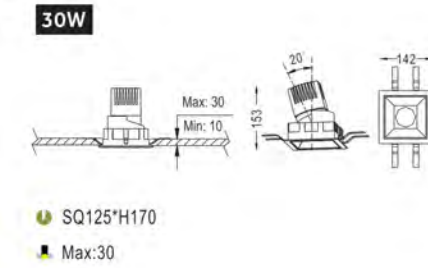
Suitable for AC220-240V 50/60Hz
 Single:IP20
 Control: On/Off, Triac, 1-10V, Dali dimming;
 Lifetime 35000-50000H

12W WG-TH-010-0024 Lumen:920-1025 lm,3000K CRI>90 Efficacy up to:80 lm/W

Driver	Version	Optics	LED	Finishes
01 On/Off	300mA 36V MAX: 12W	12°	2700K CRI>90 SDCM<3	White
02 Triac dimming		24°	3000K CRI>90 SDCM<3	Black
03 1-10V dimming		36°	3500K CRI>90 SDCM<3	
04 Dali dimming			4000K CRI>90 SDCM<3	

20W WG-TH-018-0025 Lumen:1610-1730 lm,3000K CRI>90 Efficacy up to:85 lm/W

Driver	Version	Optics	LED	Finishes
01 On/Off	500mA 36V MAX: 20W	12°	2700K CRI>90 SDCM<3	White
02 Triac dimming		24°	3000K CRI>90 SDCM<3	Black
03 1-10V dimming		36°	3500K CRI>90 SDCM<3	
04 Dali dimming			4000K CRI>90 SDCM<3	



Suitable for AC220-240V 50/60Hz
 Single:IP20
 Control: On/Off, Triac, 1-10V, Dali dimming;
 Lifetime 35000-50000H

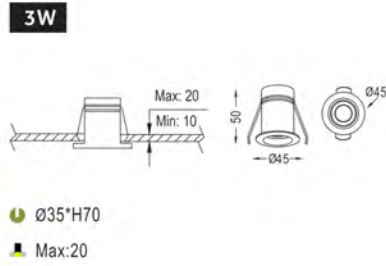
30W WG-TH-028-0026 Lumen:2540-2670 lm,3000K CRI>90 Efficacy up to:89 lm/W

Driver	Version	Optics	LED	Finishes
01 On/Off	800mA 36V MAX: 30W	12°	2700K CRI>90 SDCM<3	White
02 Triac dimming		24°	3000K CRI>90 SDCM<3	Black
03 1-10V dimming		36°	3500K CRI>90 SDCM<3	
04 Dali dimming			4000K CRI>90 SDCM<3	

40W WG-TH-038-0027 Lumen:3390-3610 lm,3000K CRI>90 Efficacy up to:89 lm/W

Driver	Version	Optics	LED	Finishes
01 On/Off	1000mA 36V MAX: 40W	12°	2700K CRI>90 SDCM<3	White
02 1-10V dimming		24°	3000K CRI>90 SDCM<3	Black
03 Dali dimming		36°	3500K CRI>90 SDCM<3	
			4000K CRI>90 SDCM<3	



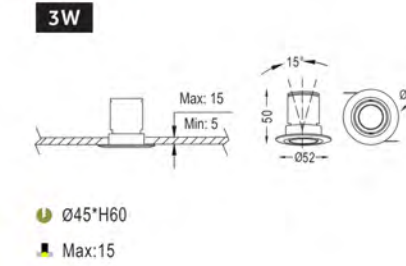


Suitable for AC220-240V 50/60Hz
 Single:IP20
 Control: On/Off;
 Lifetime 35000-50000H

3W WG-TH-003-0030

Lumen:180-220lm,3000K CRI>90 Efficacy up to:51 lm/W

Driver	Version	Optics	LED	Finishes
01 On/Off	250mA 9V MAX: 3W	15°	2700K CRI>90 SDCM<3	White
		24°	3000K CRI>90 SDCM<3	Black
		36°	3500K CRI>90 SDCM<3	
		50°	4000K CRI>90 SDCM<3	



Suitable for AC220-240V 50/60Hz
 Single:IP20
 Control: On/Off;
 Lifetime 35000-50000H

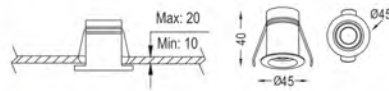
3W WG-TH-003-0032

Lumen:180-220lm,3000K CRI>90 Efficacy up to:51 lm/W

Driver	Version	Optics	LED	Finishes
01 On/Off	250mA 9V MAX: 3W	15°	2700K CRI>90 SDCM<3	White
		24°	3000K CRI>90 SDCM<3	Black
		36°	3500K CRI>90 SDCM<3	
		50°	4000K CRI>90 SDCM<3	



3W



Ⓛ Ø35*H60
 ▴ Max:20

Suitable for AC220-240V 50/60Hz
 Single:IP20
 Control: On/Off;
 Lifetime 35000-50000H

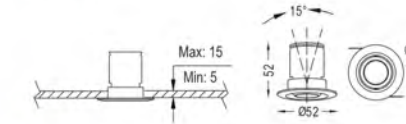
3W WG-TH-003-0031

Lumen:180-220lm,3000K CRI>90 Efficacy up to:51 lm/W

Driver	Version	Optics	LED	Finishes
01 On/Off	250mA 9V MAX: 3W	15°	2700K CRI>90 SDCM<3	White
		24°	3000K CRI>90 SDCM<3	Black
		36°	3500K CRI>90 SDCM<3	
		50°	4000K CRI>90 SDCM<3	



3W



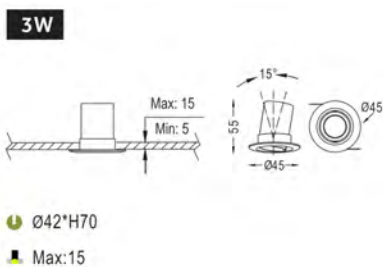
Ⓛ Ø45*H60
 ▴ Max:15

Suitable for AC220-240V 50/60Hz
 Single:IP20
 Control: On/Off;
 Lifetime 35000-50000H

3W WG-TH-003-0033

Lumen:180-220lm,3000K CRI>90 Efficacy up to:51 lm/W

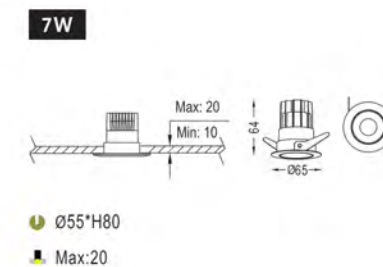
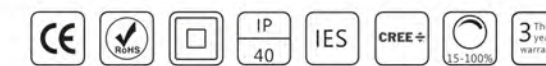
Driver	Version	Optics	LED	Finishes
01 On/Off	250mA 9V MAX: 3W	15°	2700K CRI>90 SDCM<3	White
		24°	3000K CRI>90 SDCM<3	Black
		36°	3500K CRI>90 SDCM<3	
		50°	4000K CRI>90 SDCM<3	



Suitable for AC220-240V 50/60Hz
 Single:IP20
 Control: On/Off;
 Lifetime 35000-50000H

3W WG-TH-003-0034 Lumen:180-220lm,3000K CRI>90 Efficacy up to:51 lm/W

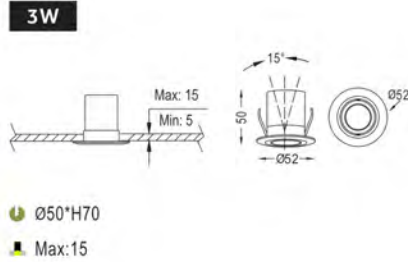
Driver	Version	Optics	LED	Finishes
01 On/Off	250mA 9V MAX: 3W	15°	2700K CRI>90 SDCM<3	White
		24°	3000K CRI>90 SDCM<3	Black
		36°	3500K CRI>90 SDCM<3	
		50°	4000K CRI>90 SDCM<3	



Suitable for AC220-240V 50/60Hz
 Single:IP20
 Control: On/Off, Triac, 1-10V;
 Lifetime 35000-50000H

7W WG-TH-005-0028 Lumen:450-560lm,3000K CRI>90 Efficacy up to:75 lm/W

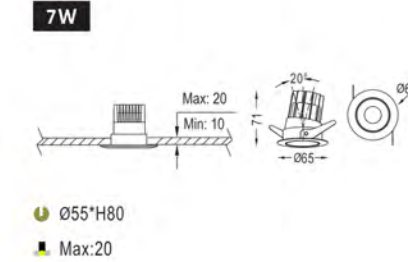
Driver	Version	Optics	LED	Finishes
01 On/Off	180mA 36V MAX: 6W	15°	2700K CRI>90 SDCM<3	White
02 Triac dimming		24°	3000K CRI>90 SDCM<3	Black
03 1-10V dimming		36°	3500K CRI>90 SDCM<3	
		50°	4000K CRI>90 SDCM<3	



Suitable for AC220-240V 50/60Hz
 Single: IP20
 Control: On/Off;
 Lifetime 35000-50000H

3W WG-TH-003-0035 Lumen: 180-220lm, 3000K CRI>90 Efficacy up to: 51lm/W

Driver	Version	Optics	LED	Finishes
01 On/Off	250mA 9V MAX: 3W	15°	2700K CRI>90 SDCM<3	White
		24°	3000K CRI>90 SDCM<3	Black
		36°	3500K CRI>90 SDCM<3	
		50°	4000K CRI>90 SDCM<3	



Suitable for AC220-240V 50/60Hz
 Single: IP20
 Control: On/Off, Triac, 1-10V;
 Lifetime 35000-50000H

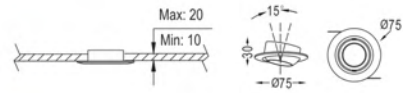
7W WG-TH-005-0029 Lumen: 450-560lm, 3000K CRI>90 Efficacy up to: 75lm/W

Driver	Version	Optics	LED	Finishes
01 On/Off	180mA 36V MAX: 6W	15°	2700K CRI>90 SDCM<3	White
02 Triac dimming		24°	3000K CRI>90 SDCM<3	Black
03 1-10V dimming		36°	3500K CRI>90 SDCM<3	
		50°	4000K CRI>90 SDCM<3	

NACO General Lighting



7W



● Ø65*H50
■ Max:20

Suitable for AC220-240V 50/60Hz
Single: IP20
Control: On/Off, Triac, 1-10V;
Lifetime 35000-50000H

7W WG-TH-005-0036



Lumen: 450-560lm, 3000K CRI>90 Efficacy up to: 75lm/W

Driver	Version	Optics	LED	Finishes
01 On/Off	180mA 36V MAX: 7W	15°	2700K CRI>90 SDCM<3	White
02 Triac dimming		24°	3000K CRI>90 SDCM<3	Black
03 1-10V dimming		36°	3500K CRI>90 SDCM<3	
			4000K CRI>90 SDCM<3	



The innovation of Anti-Glare lighting

TOCO



TOCO



TOCO Round



Finish:



White

Black

TOCO Round




Black

Darklight

Golden

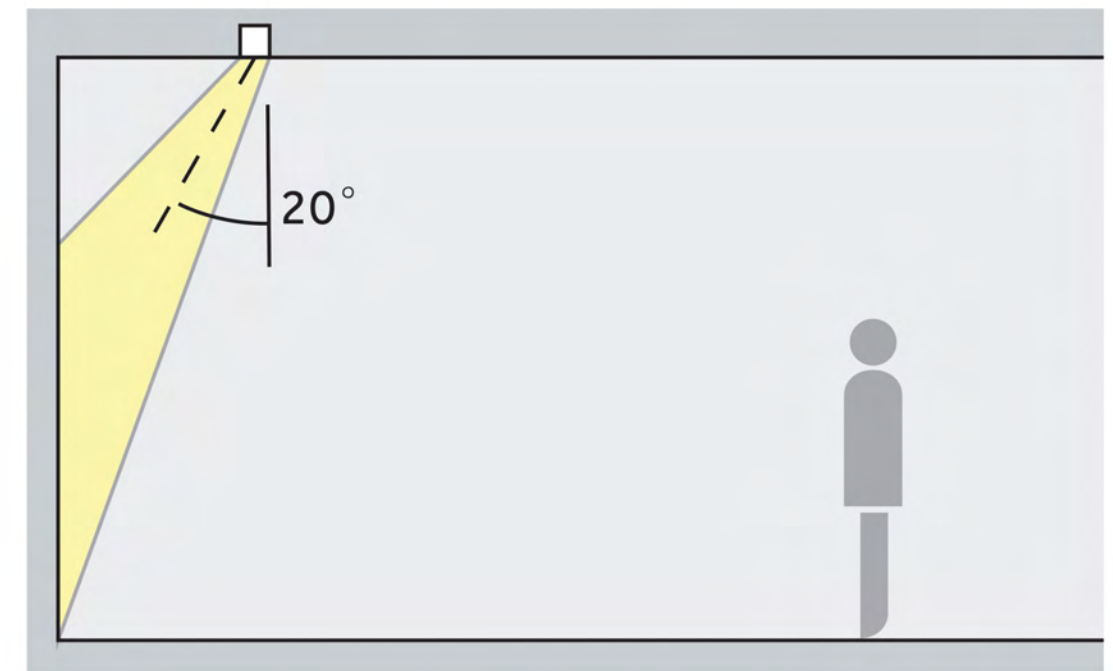
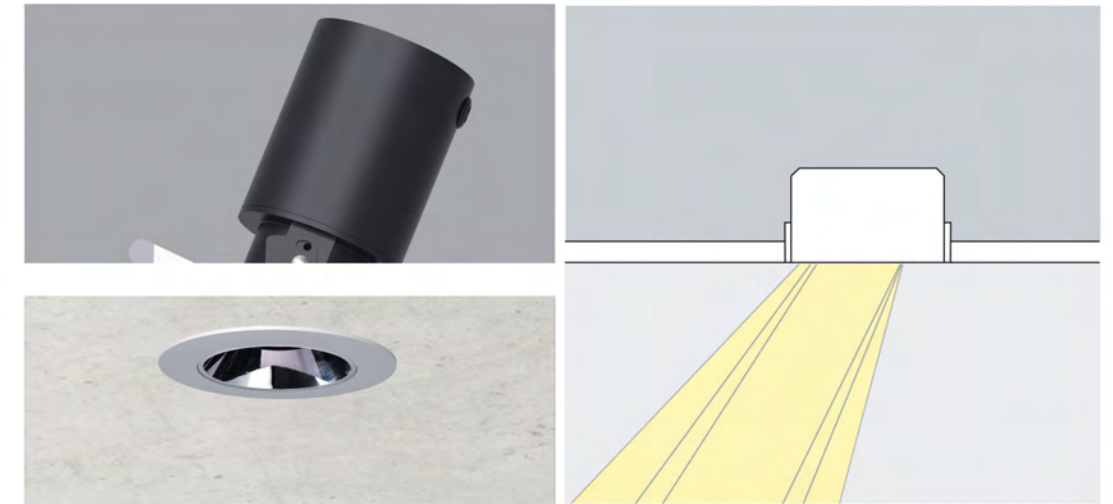
Black/ darklight/golden Anti-glare reflector, available on request.



Recessed floodlights

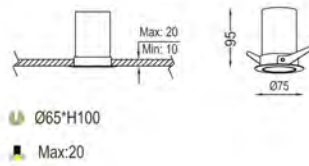
The ideal angle of tilt { α } is around 20° .

Accentuation
Emphasis of objects or architectural elements.

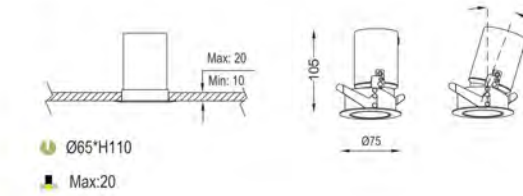




7W/10W



7W/10W



Suitable for AC220-240V 50/60Hz
Single: IP20
Control: On/Off, Triac, 1-10V, Dali dimming;
Lifetime 35000-50000H

7W TH-067-1072

Lumen: 490-560lm, 3000K CRI>90 Efficacy up to: 80lm/W

Driver	Version	Optics	LED	Finishes
01 On/Off	350mA 18V MAX: 7W	Narrow	2700K CRI>90 SDCM<3	White
02 Triac dimming		Medium	3000K CRI>90 SDCM<3	Black
03 1-10V dimming		Wide	3500K CRI>90 SDCM<3 4000K CRI>90 SDCM<3	

Suitable for AC220-240V 50/60Hz
Single: IP20
Control: On/Off, Triac, 1-10V, Dali dimming;
Lifetime 35000-50000H

7W TH-067-1124

Lumen: 490-560lm, 3000K CRI>90 Efficacy up to: 80lm/W

Driver	Version	Optics	LED	Finishes
01 On/Off	350mA 18V MAX: 7W	Narrow	2700K CRI>90 SDCM<3	White
02 Triac dimming		Medium	3000K CRI>90 SDCM<3	Black
03 1-10V dimming		Wide	3500K CRI>90 SDCM<3 4000K CRI>90 SDCM<3	

10W TH-010-1072

Lumen: 700-800lm, 3000K CRI>90 Efficacy up to: 80lm/W

Driver	Version	Optics	LED	Finishes
01 On/Off	500mA 18V MAX: 10W	Narrow	2700K CRI>90 SDCM<3	White
02 Triac dimming		Medium	3000K CRI>90 SDCM<3	Black
03 1-10V dimming		Wide	3500K CRI>90 SDCM<3 4000K CRI>90 SDCM<3	
04 Dali dimming				

10W TH-010-1124

Lumen: 700-800lm, 3000K CRI>90 Efficacy up to: 80lm/W

Driver	Version	Optics	LED	Finishes
01 On/Off	500mA 18V MAX: 10W	Narrow	2700K CRI>90 SDCM<3	White
02 Triac dimming		Medium	3000K CRI>90 SDCM<3	Black
03 1-10V dimming		Wide	3500K CRI>90 SDCM<3 4000K CRI>90 SDCM<3	
04 Dali dimming				

* More details available on request

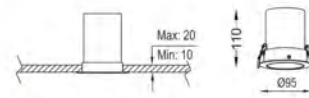
Accessories: Honeycomb Linear spread lens Spread lens

* More details available on request

Accessories: Honeycomb Linear spread lens Spread lens



15W/20W



Ø85*H120
Max:20

Suitable for AC220-240V 50/60Hz
Single: IP20
Control: On/Off, Triac, 1-10V, Dali dimming;
Lifetime 35000-50000H

15W TH-118-1073

Driver	Version	Optics	LED	Finishes
01 On/Off	350mA MAX: 15W	Narrow	2700K CRI>90 SDCM<3	White
02 Triac dimming		Medium	3000K CRI>90 SDCM<3	Black
03 1-10V dimming		Wide	3500K CRI>90 SDCM<3	
04 Dali dimming			4000K CRI>90 SDCM<3	

20W TH-020-1073

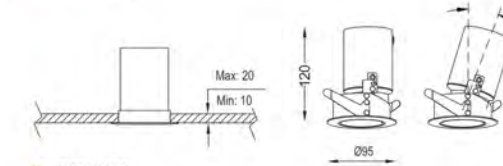
Driver	Version	Optics	LED	Finishes
01 On/Off	500mA MAX: 20W	Narrow	2700K CRI>90 SDCM<3	White
02 Triac dimming		Medium	3000K CRI>90 SDCM<3	Black
03 1-10V dimming		Wide	3500K CRI>90 SDCM<3	
04 Dali dimming			4000K CRI>90 SDCM<3	

* More details available on request

Accessories: Honeycomb Linear spread lens Spread lens



15W/20W



Ø85*H130
Max:20

Suitable for AC220-240V 50/60Hz
Single: IP20
Control: On/Off, Triac, 1-10V, Dali dimming;
Lifetime 35000-50000H

15W TH-118-1125

Driver	Version	Optics	LED	Finishes
01 On/Off	350mA MAX: 15W	Narrow	2700K CRI>90 SDCM<3	White
02 Triac dimming		Medium	3000K CRI>90 SDCM<3	Black
03 1-10V dimming		Wide	3500K CRI>90 SDCM<3	
04 Dali dimming			4000K CRI>90 SDCM<3	

20W TH-020-1125

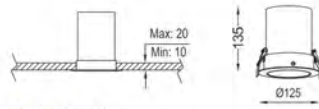
Driver	Version	Optics	LED	Finishes
01 On/Off	500mA MAX: 20W	Narrow	2700K CRI>90 SDCM<3	White
02 Triac dimming		Medium	3000K CRI>90 SDCM<3	Black
03 1-10V dimming		Wide	3500K CRI>90 SDCM<3	
04 Dali dimming			4000K CRI>90 SDCM<3	

* More details available on request

Accessories: Honeycomb Linear spread lens Spread lens



20W/28W



Ø115*H140
Max:20

Suitable for AC220-240V 50/60Hz
Single: IP20
Control: On/Off, Triac, 1-10V, Dali dimming;
Lifetime 35000-50000H

20W TH-020-1074

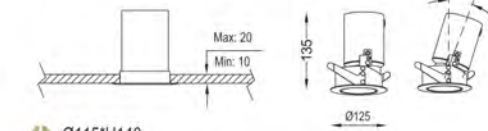
Driver	Version	Optics	LED	Finishes
01 On/Off	500mA MAX: 20W	Narrow	2700K CRI>90 SDCM<3	White
02 Triac dimming		Medium	3000K CRI>90 SDCM<3	Black
03 1-10V dimming		Wide	3500K CRI>90 SDCM<3	
04 Dali dimming			4000K CRI>90 SDCM<3	

* More details available on request

Accessories: Honeycomb Linear spread lens Spread lens



20W/28W



Ø115*H140
Max:20

Suitable for AC220-240V 50/60Hz
Single: IP20
Control: On/Off, Triac, 1-10V, Dali dimming;
Lifetime 35000-50000H

20W TH-020-1126

Driver	Version	Optics	LED	Finishes
01 On/Off	500mA MAX: 20W	Narrow	2700K CRI>90 SDCM<3	White
02 Triac dimming		Medium	3000K CRI>90 SDCM<3	Black
03 1-10V dimming		Wide	3500K CRI>90 SDCM<3	
04 Dali dimming			4000K CRI>90 SDCM<3	

* More details available on request

Accessories: Honeycomb Linear spread lens Spread lens



TOCO Wall washer



TOCO Wall washer




Finish:



White

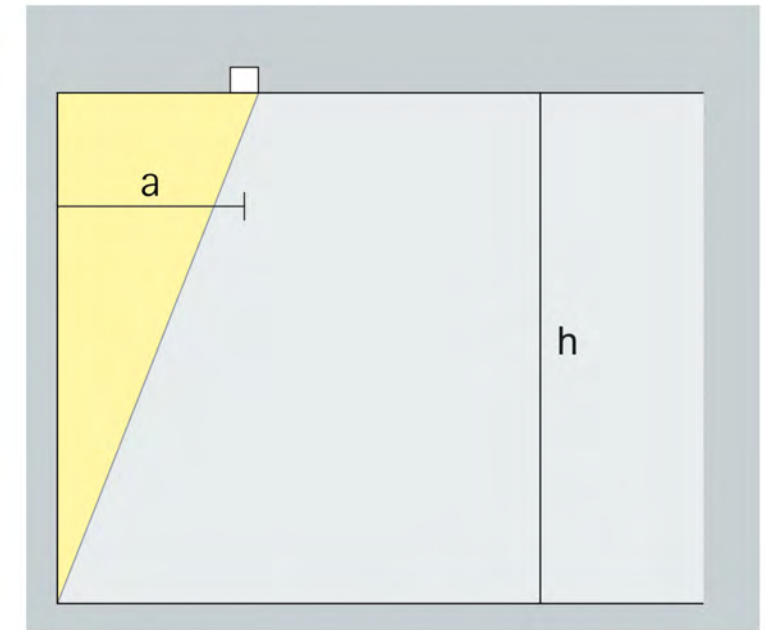


Black

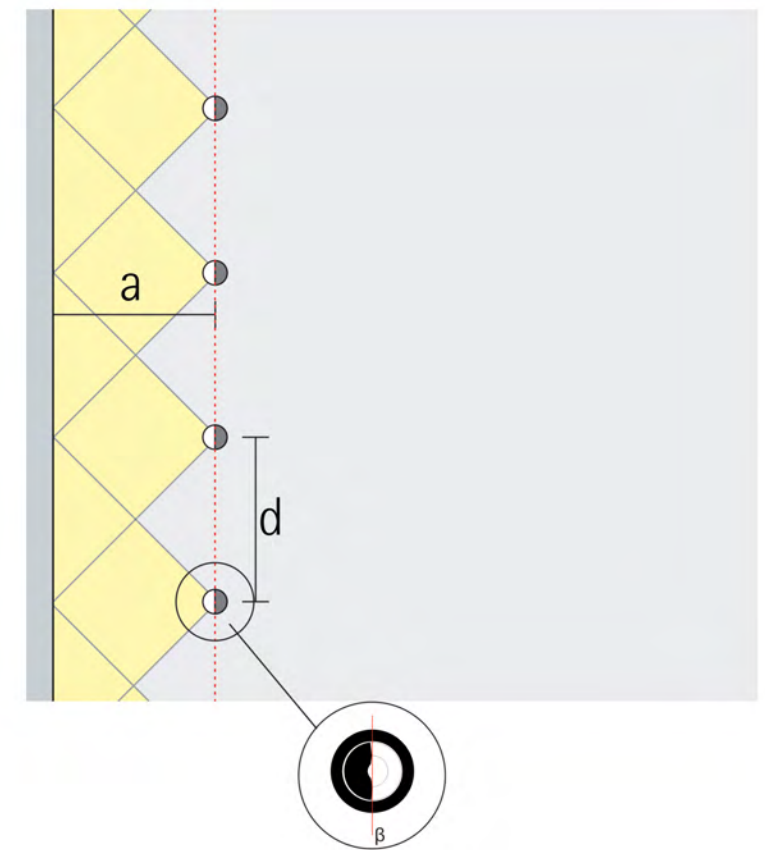


Wallwashing


For uniform vertical illuminance, the distance (a) of the luminaire from the wall should be around one third of the room height (h). Optimal wall offset and luminaire spacing values are indicated in the wallwasher tables on the product data sheets.
 Rough guide: $a = 1/3 \times h$



For good longitudinal uniformity, the spacing (d) of lens wallwashers may be up to 1.3 times the offset from the wall (a).
 Arrangement: $d \leq 1.3 \times a$



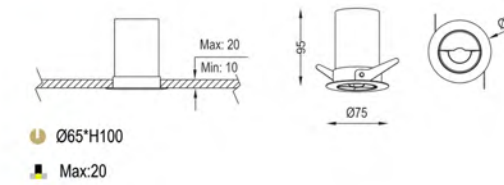
Wallwashing
 Vertical illuminance for brightening and dividing the space



Please make sure install all luminaire in same direction which its keep β parallel with the wall.



7W/10W



Suitable for AC220-240V 50/60Hz
 Single: IP20
 Control: On/Off, Triac, 1-10V, Dali dimming;
 Lifetime 35000-50000H

7W TH-067-1069

Driver	Version	Optics	LED	Finishes
01 On/Off	350mA 18V MAX: 7W	Asymmetrical	2700K CRI>90 SDCM<3	White
02 Triac dimming			3000K CRI>90 SDCM<3	Black
03 1-10V dimming			3500K CRI>90 SDCM<3	
			4000K CRI>90 SDCM<3	

10W TH-010-1069

Driver	Version	Optics	LED	Finishes
01 On/Off	500mA 18V MAX: 10W	Asymmetrical	2700K CRI>90 SDCM<3	White
02 Triac dimming			3000K CRI>90 SDCM<3	Black
03 1-10V dimming			3500K CRI>90 SDCM<3	
04 Dali dimming			4000K CRI>90 SDCM<3	

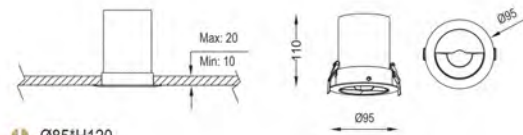
Please make sure install all luminaire in same direction which its keep β parallel with the wall.

* More details available on request

* More details available on request



15W/20W



Ø85*H120

Max:20

Suitable for AC220-240V 50/60Hz
Single:IP20
Control: On/Off, Triac, 1-10V, Dali dimming;
Lifetime 35000-50000H

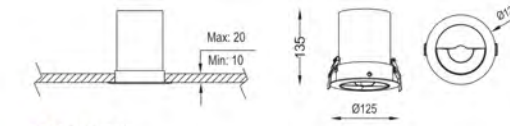
15W TH-118-1070

Driver	Version	Optics	LED	Finishes
01 On/Off	350mA MAX: 15W	Asymmetrical	2700K CRI>90 SDCM<3	White
02 Triac dimming			3000K CRI>90 SDCM<3	Black
03 1-10V dimming			3500K CRI>90 SDCM<3	
04 Dali dimming			4000K CRI>90 SDCM<3	

* More details available on request



20W/28W



Ø115*H140

Max:20

Suitable for AC220-240V 50/60Hz
Single:IP20
Control: On/Off, Triac, 1-10V, Dali dimming;
Lifetime 35000-50000H

20W TH-020-1071

Driver	Version	Optics	LED	Finishes
01 On/Off	500mA MAX: 20W	Asymmetrical	2700K CRI>90 SDCM<3	White
02 Triac dimming			3000K CRI>90 SDCM<3	Black
03 1-10V dimming			3500K CRI>90 SDCM<3	
04 Dali dimming			4000K CRI>90 SDCM<3	

TOCO Track



Finish:



White



Grey



Black

TOCO Track




Black/ darklight/ golden Anti-glare reflector, available on request.

TOCO use deep anti-glare accessories, which its $UGR \leq 12$ ensures a good visual comfort, lighting environment, limit the light pollution. Black/darklight/ golden Deep anti-glare shield are available to match different applications.

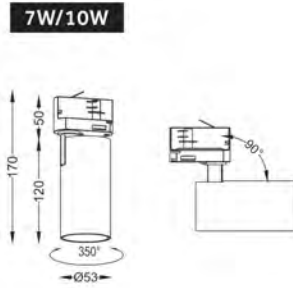
Anti-glare Reflector



TOCO Track



TOCO TRACK series design present perfect details with concise lines and a variety of optical module and anti-glare accessories in a high-end product. TOCO TRACK series covers a wide range of lighting applications with its 1-circuit or 3-circuits adapter and customized finish color of anti-glare shield.



Suitable for AC220-240V 50/60Hz
Single:IP20
Control:On/Off, Triac dimming:
Lifetime 35000-50000H

7W GD-067-1061

Lumen:490-560lm,3000K CRI>90 Efficacy up to:80lm/W

Driver	Version	Optics	LED	Finishes
01 On/Off	350mA 18V MAX: 7W	Narrow	2700K CRI>90 SDCM<3	White
02 Triac dimming		Medium	3000K CRI>90 SDCM<3	Grey
		Wide	3500K CRI>90 SDCM<3	Black
			4000K CRI>90 SDCM<3	

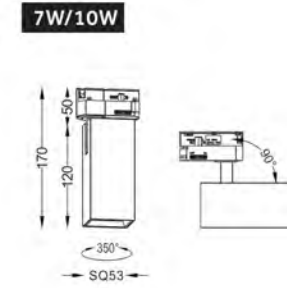
10W GD-010-1061

Lumen:700-800lm,3000K CRI>90 Efficacy up to:80lm/W

Driver	Version	Optics	LED	Finishes
01 On/Off	500mA 18V MAX: 10W	Narrow	2700K CRI>90 SDCM<3	White
02 Triac dimming		Medium	3000K CRI>90 SDCM<3	Grey
		Wide	3500K CRI>90 SDCM<3	Black
			4000K CRI>90 SDCM<3	

* More details available on request

Accessories: Honeycomb Linear spread lens Spread lens



Suitable for AC220-240V 50/60Hz
Single:IP20
Control:On/Off, Triac dimming:
Lifetime 35000-50000H

7W GD-067-1064

Lumen:490-560lm,3000K CRI>90 Efficacy up to:80lm/W

Driver	Version	Optics	LED	Finishes
01 On/Off	350mA 18V MAX: 7W	Narrow	2700K CRI>90 SDCM<3	White
02 Triac dimming		Medium	3000K CRI>90 SDCM<3	Grey
		Wide	3500K CRI>90 SDCM<3	Black
			4000K CRI>90 SDCM<3	

10W GD-010-1064

Lumen:700-800lm,3000K CRI>90 Efficacy up to:80lm/W

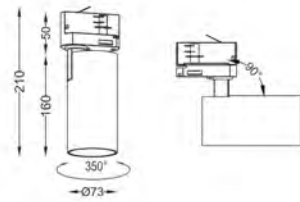
Driver	Version	Optics	LED	Finishes
01 On/Off	500mA 18V MAX: 10W	Narrow	2700K CRI>90 SDCM<3	White
02 Triac dimming		Medium	3000K CRI>90 SDCM<3	Grey
		Wide	3500K CRI>90 SDCM<3	Black
			4000K CRI>90 SDCM<3	

* More details available on request

Accessories: Honeycomb Linear spread lens Spread lens



15W/20W



Suitable for AC220-240V 50/60Hz
Single:IP20
Control:On/Off, Triac dimming:
Lifetime 35000-50000H

15W GD-118-1062

Lumen:1050-1275 lm,3000K CRI>90 Efficacy up to:85lm/W

Driver	Version	Optics	LED	Finishes
01 On/Off	350mA MAX: 15W	Narrow	2700K CRI>90 SDCM<3	White
02 Triac dimming		Medium	3000K CRI>90 SDCM<3	Grey
		Wide	3500K CRI>90 SDCM<3 4000K CRI>90 SDCM<3	Black

20W GD-020-1062

Lumen:1500-1700 lm,3000K CRI>90 Efficacy up to:85 lm/W

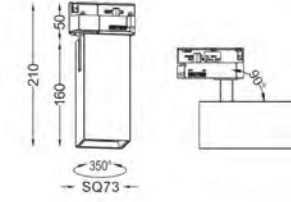
Driver	Version	Optics	LED	Finishes
01 On/Off	500mA MAX: 20W	Narrow	2700K CRI>90 SDCM<3	White
02 Triac dimming		Medium	3000K CRI>90 SDCM<3	Grey
		Wide	3500K CRI>90 SDCM<3 4000K CRI>90 SDCM<3	Black

* More details available on request

Accessories: Honeycomb Linear spread lens Spread lens



15W/20W



Suitable for AC220-240V 50/60Hz
Single:IP20
Control:On/Off, Triac dimming:
Lifetime 35000-50000H

15W GD-118-1065

Lumen:1050-1275 lm,3000K CRI>90 Efficacy up to:85 lm/W

Driver	Version	Optics	LED	Finishes
01 On/Off	350mA MAX: 15W	Narrow	2700K CRI>90 SDCM<3	White
02 Triac dimming		Medium	3000K CRI>90 SDCM<3	Grey
		Wide	3500K CRI>90 SDCM<3 4000K CRI>90 SDCM<3	Black

20W GD-020-1065

Lumen:1500-1700 lm,3000K CRI>90 Efficacy up to:85 lm/W

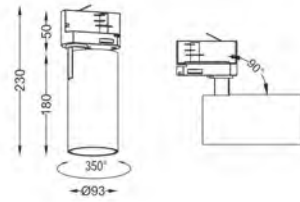
Driver	Version	Optics	LED	Finishes
01 On/Off	500mA MAX: 20W	Narrow	2700K CRI>90 SDCM<3	White
02 Triac dimming		Medium	3000K CRI>90 SDCM<3	Grey
		Wide	3500K CRI>90 SDCM<3 4000K CRI>90 SDCM<3	Black

* More details available on request

Accessories: Honeycomb Linear spread lens Spread lens



20W/28W



Suitable for AC220-240V 50/60Hz
Single:IP20
Control:On/Off, Triac dimming:
Lifetime 35000-50000H

20W GD-020-1063

Lumen:1500-1700lm,3000K CRI>90 Efficacy up to:85 lm/W

Driver	Version	Optics	LED	Finishes
01 On/Off	500mA MAX:20W	Narrow	2700K CRI>90 SDCM<3	White
02 Triac dimming		Medium	3000K CRI>90 SDCM<3	Grey
		Wide	3500K CRI>90 SDCM<3	Black
			4000K CRI>90 SDCM<3	

28W GD-026-1063

Lumen:2100-2400lm,3000K CRI>90 Efficacy up to:85 lm/W

Driver	Version	Optics	LED	Finishes
01 On/Off	700mA MAX:28W	Narrow	2700K CRI>90 SDCM<3	White
02 Triac dimming		Medium	3000K CRI>90 SDCM<3	Grey
		Wide	3500K CRI>90 SDCM<3	Black
			4000K CRI>90 SDCM<3	

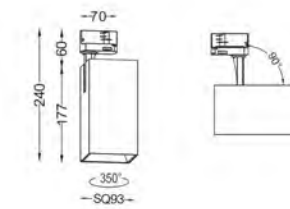
* More details available on request



Accessories: Honeycomb Linear spread lens Spread lens



20W/28W



Suitable for AC220-240V 50/60Hz
Single:IP20
Control:On/Off, Triac dimming:
Lifetime 35000-50000H

20W GD-020-1066

Lumen:1500-1700lm,3000K CRI>90 Efficacy up to:85 lm/W

Driver	Version	Optics	LED	Finishes
01 On/Off	500mA MAX:20W	Narrow	2700K CRI>90 SDCM<3	White
02 Triac dimming		Medium	3000K CRI>90 SDCM<3	Grey
		Wide	3500K CRI>90 SDCM<3	Black
			4000K CRI>90 SDCM<3	

28W GD-026-1066

Lumen:2100-2400lm,3000K CRI>90 Efficacy up to:85 lm/W


Driver	Version	Optics	LED	Finishes
01 On/Off	700mA MAX:28W	Narrow	2700K CRI>90 SDCM<3	White
02 Triac dimming		Medium	3000K CRI>90 SDCM<3	Grey
		Wide	3500K CRI>90 SDCM<3	Black
			4000K CRI>90 SDCM<3	

* More details available on request



Accessories: Honeycomb Linear spread lens Spread lens

TOCO Adapter Track



Ø 53

Ø 73

Ø 93

SQ 53

SQ 73

SQ 93

MAX.15W

MAX.28W

MAX.36W

MAX.15W

MAX.28W

MAX.36W

TOCO Adapter Track



Finish:




TOCO Adapter Track



Black/ darklight/ golden Anti-glare reflector, available on request.

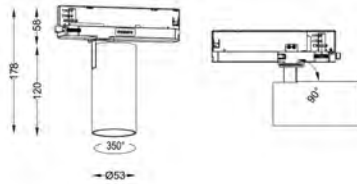
TOCO use deep anti-glare accessories, which its $UGR \leq 12$ ensures a good visual comfort, lighting environment, limit the light pollution. Black/darklight/ golden Deep anti-glare shield are available to match different applications.

Anti-glare Reflector





10W/15W



Suitable for AC220-240V 50/60Hz
Single: IP20
Control: On/Off, Triac, 1-10V, Dali dimming;
Lifetime 35000-50000H

10W GD-010-1061A

Lumen: 700-800 lm, 3000K CRI>90 Efficacy up to: 80 lm/W

Driver	Version	Optics	LED	Finishes
01 On/Off	250mA MAX: 10W	Narrow	2700K CRI>90 SDCM<3	White
02 Triac dimming		Medium	3000K CRI>90 SDCM<3	Grey
03 1-10V dimming		Wide	3500K CRI>90 SDCM<3 4000K CRI>90 SDCM<3	Black

15W GD-118-1061A

Lumen: 1050-1275 lm, 3000K CRI>90 Efficacy up to: 85 lm/W

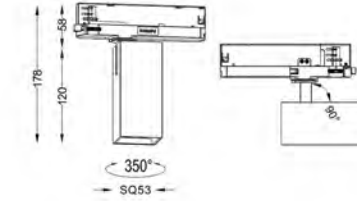
Driver	Version	Optics	LED	Finishes
01 On/Off	350mA MAX: 15W	Narrow	2700K CRI>90 SDCM<3	White
02 Triac dimming		Medium	3000K CRI>90 SDCM<3	Grey
03 1-10V dimming		Wide	3500K CRI>90 SDCM<3	Black
04 Dali dimming			4000K CRI>90 SDCM<3	

* More details available on request

Accessories: Honeycomb Linear spread lens Spread lens



10W/15W



Suitable for AC220-240V 50/60Hz
Single: IP20
Control: On/Off, Triac, 1-10V, Dali dimming;
Lifetime 35000-50000H

10W GD-010-1064A

Lumen: 700-800 lm, 3000K CRI>90 Efficacy up to: 80 lm/W

Driver	Version	Optics	LED	Finishes
01 On/Off	250mA MAX: 10W	Narrow	2700K CRI>90 SDCM<3	White
02 Triac dimming		Medium	3000K CRI>90 SDCM<3	Grey
03 1-10V dimming		Wide	3500K CRI>90 SDCM<3 4000K CRI>90 SDCM<3	Black

15W GD-118-1064A

Lumen: 1050-1275 lm, 3000K CRI>90 Efficacy up to: 85 lm/W

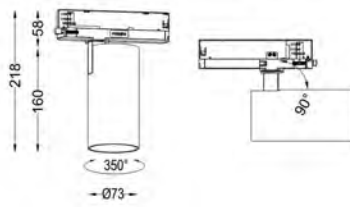
Driver	Version	Optics	LED	Finishes
01 On/Off	350mA MAX: 15W	Narrow	2700K CRI>90 SDCM<3	White
02 Triac dimming		Medium	3000K CRI>90 SDCM<3	Grey
03 1-10V dimming		Wide	3500K CRI>90 SDCM<3	Black
04 Dali dimming			4000K CRI>90 SDCM<3	

* More details available on request

Accessories: Honeycomb Linear spread lens Spread lens



20W/28W



Suitable for AC220-240V 50/60Hz
Single: IP20
Control: On/Off, Triac, 1-10V, Dali dimming;
Lifetime 35000-50000H

20W GD-020-1062A

Lumen: 1500-1700lm, 3000K CRI>90 Efficacy up to: 85 lm/W

Driver	Version	Optics	LED	Finishes
01 On/Off	500mA MAX: 20W	Narrow	2700K CRI>90 SDCM<3	White
02 Triac dimming		Medium	3000K CRI>90 SDCM<3	Grey
03 1-10V dimming		Wide	3500K CRI>90 SDCM<3	Black
04 Dali dimming			4000K CRI>90 SDCM<3	

28W GD-026-1062A

Lumen: 2100-2400lm, 3000K CRI>90 Efficacy up to: 85 lm/W

Driver	Version	Optics	LED	Finishes
01 On/Off	700mA MAX: 28W	Narrow	2700K CRI>90 SDCM<3	White
02 Triac dimming		Medium	3000K CRI>90 SDCM<3	Grey
03 1-10V dimming		Wide	3500K CRI>90 SDCM<3	Black
04 Dali dimming			4000K CRI>90 SDCM<3	

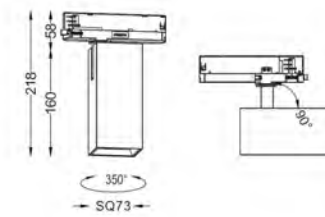
* More details available on request



Accessories: Honeycomb Linear spread lens Spread lens



20W/28W



Suitable for AC220-240V 50/60Hz
Single: IP20
Control: On/Off, Triac, 1-10V, Dali dimming;
Lifetime 35000-50000H

20W GD-020-1065A

Lumen: 1500-1700lm, 3000K CRI>90 Efficacy up to: 85 lm/W

Driver	Version	Optics	LED	Finishes
01 On/Off	500mA MAX: 20W	Narrow	2700K CRI>90 SDCM<3	White
02 Triac dimming		Medium	3000K CRI>90 SDCM<3	Grey
03 1-10V dimming		Wide	3500K CRI>90 SDCM<3	Black
04 Dali dimming			4000K CRI>90 SDCM<3	

28W GD-026-1065A

Lumen: 2100-2400lm, 3000K CRI>90 Efficacy up to: 85 lm/W

Driver	Version	Optics	LED	Finishes
01 On/Off	700mA MAX: 28W	Narrow	2700K CRI>90 SDCM<3	White
02 Triac dimming		Medium	3000K CRI>90 SDCM<3	Grey
03 1-10V dimming		Wide	3500K CRI>90 SDCM<3	Black
04 Dali dimming			4000K CRI>90 SDCM<3	

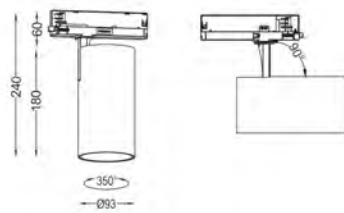
* More details available on request



Accessories: Honeycomb Linear spread lens Spread lens



28W/36W



Suitable for AC220-240V 50/60Hz
Single: IP20
Control: On/Off, Triac, 1-10V dimming;
Lifetime 35000-50000H

28W GD-032-1063A

Lumen: 2100-2400 lm, 3000K CRI>90 Efficacy up to: 85 lm/W

Driver	Version	Optics	LED	Finishes
01 On/Off	700mA MAX: 28W	Narrow	2700K CRI>90 SDCM<3	White
02 Triac dimming		Medium	3000K CRI>90 SDCM<3	Grey
03 1-10V dimming		Wide	3500K CRI>90 SDCM<3	Black
04 Dali dimming			4000K CRI>90 SDCM<3	

36W GD-038-1063A

Lumen: 2700-3100 lm, 3000K CRI>90 Efficacy up to: 85 lm/W

Driver	Version	Optics	LED	Finishes
01 On/Off	900mA MAX: 36W	Narrow	2700K CRI>90 SDCM<3	White
02 Triac dimming		Medium	3000K CRI>90 SDCM<3	Grey
03 1-10V dimming		Wide	3500K CRI>90 SDCM<3	Black
			4000K CRI>90 SDCM<3	

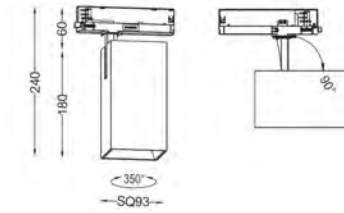
* More details available on request



Accessories: Honeycomb Linear spread lens Spread lens



28W/36W



Suitable for AC220-240V 50/60Hz
Single: IP20
Control: On/Off, Triac, 1-10V dimming;
Lifetime 35000-50000H

28W GD-032-1066A

Lumen: 2100-2400 lm, 3000K CRI>90 Efficacy up to: 85 lm/W

Driver	Version	Optics	LED	Finishes
01 On/Off	700mA MAX: 28W	Narrow	2700K CRI>90 SDCM<3	White
02 Triac dimming		Medium	3000K CRI>90 SDCM<3	Grey
03 1-10V dimming		Wide	3500K CRI>90 SDCM<3	Black
04 Dali dimming			4000K CRI>90 SDCM<3	

36W GD-038-1066A

Lumen: 2700-3100 lm, 3000K CRI>90 Efficacy up to: 85 lm/W

Driver	Version	Optics	LED	Finishes
01 On/Off	900mA MAX: 36W	Narrow	2700K CRI>90 SDCM<3	White
02 Triac dimming		Medium	3000K CRI>90 SDCM<3	Grey
03 1-10V dimming		Wide	3500K CRI>90 SDCM<3	Black
			4000K CRI>90 SDCM<3	

* More details available on request



Accessories: Honeycomb Linear spread lens Spread lens

TOCO Surface



Finish:



White



Grey



Black

TOCO Recessed



Black/ darklight/golden Anti-glare reflector, available on request.

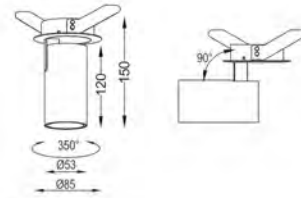
TOCO use deep anti-glare accessories, which its $UGR \leq 12$ ensures a good visual comfort, lighting environment, limit the light pollution. Black/darklight/ golden Deep anti-glare shield are available to match different applications.

Anti-glare Reflector





7W/10W



Ø75*H50
Max:15

Suitable for AC220-240V 50/60Hz
Single: IP20
Control: On/Off, Triac, 1-10V, Dali dimming;
Lifetime 35000-50000H

7W TH-067-1081

Lumen: 490-560lm, 3000K CRI>90 Efficacy up to: 80lm/W

Driver	Version	Optics	LED	Finishes
01 On/Off	350mA 18V MAX: 7W	Narrow	2700K CRI>90 SDCM<3	White
02 Triac dimming		Medium	3000K CRI>90 SDCM<3	Grey
03 1-10V dimming		Wide	3500K CRI>90 SDCM<3 4000K CRI>90 SDCM<3	Black

10W TH-010-1081

Lumen: 700-800lm, 3000K CRI>90 Efficacy up to: 80lm/W

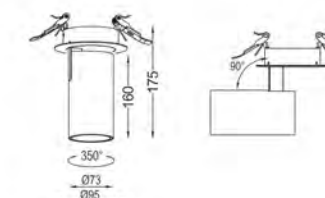
Driver	Version	Optics	LED	Finishes
01 On/Off	500mA 18V MAX: 10W	Narrow	2700K CRI>90 SDCM<3	White
02 Triac dimming		Medium	3000K CRI>90 SDCM<3	Grey
03 1-10V dimming		Wide	3500K CRI>90 SDCM<3 4000K CRI>90 SDCM<3	Black
04 Dali dimming				

* More details available on request

Accessories: Honeycomb Linear spread lens Spread lens



15W/20W



Ø85*H80
Max:15

Suitable for AC220-240V 50/60Hz
Single: IP20
Control: On/Off, Triac, 1-10V, Dali dimming;
Lifetime 35000-50000H

15W TH-118-1082

Lumen: 1050-1275lm, 3000K CRI>90 Efficacy up to: 85lm/W

Driver	Version	Optics	LED	Finishes
01 On/Off	350mA MAX: 15W	Narrow	2700K CRI>90 SDCM<3	White
02 Triac dimming		Medium	3000K CRI>90 SDCM<3	Grey
03 1-10V dimming		Wide	3500K CRI>90 SDCM<3 4000K CRI>90 SDCM<3	Black
04 Dali dimming				

20W TH-020-1082

Lumen: 1500-1700lm, 3000K CRI>90 Efficacy up to: 85lm/W

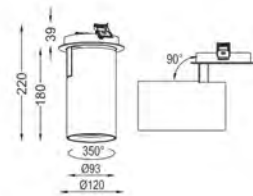
Driver	Version	Optics	LED	Finishes
01 On/Off	500mA MAX: 20W	Narrow	2700K CRI>90 SDCM<3	White
02 Triac dimming		Medium	3000K CRI>90 SDCM<3	Grey
03 1-10V dimming		Wide	3500K CRI>90 SDCM<3 4000K CRI>90 SDCM<3	Black
04 Dali dimming				

* More details available on request

Accessories: Honeycomb Linear spread lens Spread lens



20W/28W



Ø110*H50
Max:15

Suitable for AC220-240V 50/60Hz
Single:IP20
Control: On/Off, Triac, 1-10V, Dali dimming;
Lifetime 35000-50000H

20W TH-020-1083

Lumen:1500-1700lm,3000K CRI>90 Efficacy up to:85 lm/W

Driver	Version	Optics	LED	Finishes
01 On/Off	500mA MAX: 20W	Narrow	2700K CRI>90 SDCM<3	White
02 Triac dimming		Medium	3000K CRI>90 SDCM<3	Grey
03 1-10V dimming		Wide	3500K CRI>90 SDCM<3	Black
04 Dali dimming			4000K CRI>90 SDCM<3	

28W TH-026-1083

Lumen:2100-2400lm,3000K CRI>90 Efficacy up to:85 lm/W

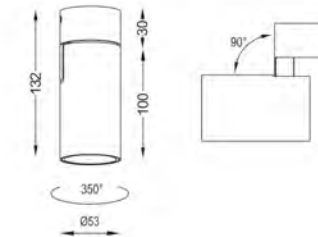
Driver	Version	Optics	LED	Finishes
01 On/Off	700mA MAX: 28W	Narrow	2700K CRI>90 SDCM<3	White
02 Triac dimming		Medium	3000K CRI>90 SDCM<3	Grey
03 1-10V dimming		Wide	3500K CRI>90 SDCM<3	Black
04 Dali dimming			4000K CRI>90 SDCM<3	

* More details available on request

Accessories: Honeycomb Linear spread lens Spread lens



7W/10W



Suitable for AC220-240V 50/60Hz
Single:IP20
Control: On/Off, Triac, 1-10V, Dali dimming;
Lifetime 35000-50000H

7W XD-067-1084

Lumen:490-560lm,3000K CRI>90 Efficacy up to:80 lm/W

Driver	Version	Optics	LED	Finishes
01 On/Off	350mA 18V MAX: 7W	Narrow	2700K CRI>90 SDCM<3	White
02 Triac dimming		Medium	3000K CRI>90 SDCM<3	Grey
03 1-10V dimming		Wide	3500K CRI>90 SDCM<3	Black
			4000K CRI>90 SDCM<3	

10W XD-010-1084

Lumen:700-800lm,3000K CRI>90 Efficacy up to:80 lm/W

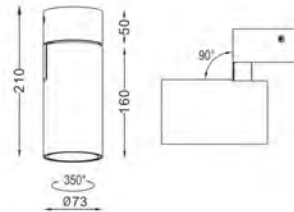
Driver	Version	Optics	LED	Finishes
01 On/Off	500mA 18V MAX: 10W	Narrow	2700K CRI>90 SDCM<3	White
02 Triac dimming		Medium	3000K CRI>90 SDCM<3	Grey
03 1-10V dimming		Wide	3500K CRI>90 SDCM<3	Black
04 Dali dimming			4000K CRI>90 SDCM<3	

* More details available on request

Accessories: Honeycomb Linear spread lens Spread lens



15W/20W



Suitable for AC220-240V 50/60Hz
Single: IP20
Control: On/Off, Triac, 1-10V, Dali dimming;
Lifetime 35000-50000H

15W XD-118-1085

Lumen: 1050-1275 lm, 3000K CRI > 90 Efficacy up to: 85 lm/W

Driver	Version	Optics	LED	Finishes
01 On/Off	350mA MAX: 15W	Narrow	2700K CRI > 90 SDCM < 3	White
02 Triac dimming		Medium	3000K CRI > 90 SDCM < 3	Grey
03 1-10V dimming		Wide	3500K CRI > 90 SDCM < 3	Black
04 Dali dimming			4000K CRI > 90 SDCM < 3	

20W XD-020-1085

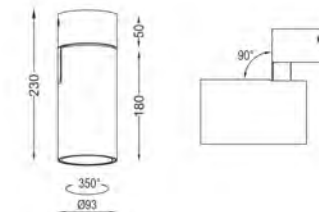
Lumen: 1500-1700 lm, 3000K CRI > 90 Efficacy up to: 85 lm/W

Driver	Version	Optics	LED	Finishes
01 On/Off	500mA MAX: 20W	Narrow	2700K CRI > 90 SDCM < 3	White
02 Triac dimming		Medium	3000K CRI > 90 SDCM < 3	Grey
03 1-10V dimming		Wide	3500K CRI > 90 SDCM < 3	Black
04 Dali dimming			4000K CRI > 90 SDCM < 3	

* More details available on request



20W/28W



Suitable for AC220-240V 50/60Hz
Single: IP20
Control: On/Off, Triac, 1-10V, Dali dimming;
Lifetime 35000-50000H

20W XD-020-1086

Lumen: 1500-1700 lm, 3000K CRI > 90 Efficacy up to: 85 lm/W

Driver	Version	Optics	LED	Finishes
01 On/Off	500mA MAX: 20W	Narrow	2700K CRI > 90 SDCM < 3	White
02 Triac dimming		Medium	3000K CRI > 90 SDCM < 3	Grey
03 1-10V dimming		Wide	3500K CRI > 90 SDCM < 3	Black
04 Dali dimming			4000K CRI > 90 SDCM < 3	

28W XD-026-1086

Lumen: 2100-2400 lm, 3000K CRI > 90 Efficacy up to: 85 lm/W

Driver	Version	Optics	LED	Finishes
01 On/Off	700mA MAX: 28W	Narrow	2700K CRI > 90 SDCM < 3	White
02 Triac dimming		Medium	3000K CRI > 90 SDCM < 3	Grey
03 1-10V dimming		Wide	3500K CRI > 90 SDCM < 3	Black
04 Dali dimming			4000K CRI > 90 SDCM < 3	

* More details available on request



TOCO Pendant



Finish:



White



Grey



Black

TOCO Ceiling Fixed



Black/ darklight/golden Anti-glare reflector, available on request.

TOCO use deep anti-glare accessories, which its $UGR \leq 12$ ensures a good visual comfort, lighting environment, limit the light pollution. Black/darklight/ golden Deep anti-glare shield are available to match different applications.

Anti-glare Reflector





7W/10W



Suitable for AC220-240V 50/60Hz
Single: IP20
Control: On/Off, Triac dimming;
Lifetime 35000-50000H

7W DD-067-1090

Lumen: 490-560 lm, 3000K CRI > 90 Efficacy up to: 80 lm/W

Driver	Version	Optics	LED	Finishes
01 On/Off	180mA MAX: 7W	Narrow	2700K CRI > 90 SDCM < 3	White
02 Triac dimming		Medium	3000K CRI > 90 SDCM < 3	Grey
		Wide	3500K CRI > 90 SDCM < 3	Black
			4000K CRI > 90 SDCM < 3	

10W DD-010-1090

Lumen: 700-800 lm, 3000K CRI > 90 Efficacy up to: 80 lm/W

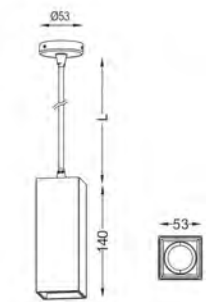
Driver	Version	Optics	LED	Finishes
01 On/Off	250mA MAX: 10W	Narrow	2700K CRI > 90 SDCM < 3	White
02 Triac dimming		Medium	3000K CRI > 90 SDCM < 3	Grey
		Wide	3500K CRI > 90 SDCM < 3	Black
			4000K CRI > 90 SDCM < 3	

* More details available on request

Accessories: Honeycomb Linear spread lens Spread lens



7W/10W



Suitable for AC220-240V 50/60Hz
Single: IP20
Control: On/Off, Triac dimming;
Lifetime 35000-50000H

7W DD-067-1111

Lumen: 490-560 lm, 3000K CRI > 90 Efficacy up to: 80 lm/W

Driver	Version	Optics	LED	Finishes
01 On/Off	180mA MAX: 7W	Narrow	2700K CRI > 90 SDCM < 3	White
02 Triac dimming		Medium	3000K CRI > 90 SDCM < 3	Grey
		Wide	3500K CRI > 90 SDCM < 3	Black
			4000K CRI > 90 SDCM < 3	

10W DD-010-1111

Lumen: 700-800 lm, 3000K CRI > 90 Efficacy up to: 80 lm/W

Driver	Version	Optics	LED	Finishes
01 On/Off	250mA MAX: 10W	Narrow	2700K CRI > 90 SDCM < 3	White
02 Triac dimming		Medium	3000K CRI > 90 SDCM < 3	Grey
		Wide	3500K CRI > 90 SDCM < 3	Black
			4000K CRI > 90 SDCM < 3	

* More details available on request

Accessories: Honeycomb Linear spread lens Spread lens



15W/20W



Suitable for AC220-240V 50/60Hz
Single: IP20
Control: On/Off, Triac dimming;
Lifetime 35000-50000H

15W DD-118-1091

Lumen: 1050-1275 lm, 3000K CRI>90 Efficacy up to: 85 lm/W

Driver	Version	Optics	LED	Finishes
01 On/Off	350mA MAX: 15W	Narrow	2700K CRI>90 SDCM<3	White
02 Triac dimming		Medium	3000K CRI>90 SDCM<3	Grey
		Wide	3500K CRI>90 SDCM<3	Black
			4000K CRI>90 SDCM<3	

20W DD-020-1091

Lumen: 1500-1700 lm, 3000K CRI>90 Efficacy up to: 85 lm/W

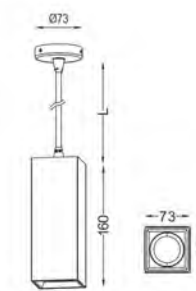
Driver	Version	Optics	LED	Finishes
01 On/Off	500mA MAX: 20W	Narrow	2700K CRI>90 SDCM<3	White
02 Triac dimming		Medium	3000K CRI>90 SDCM<3	Grey
		Wide	3500K CRI>90 SDCM<3	Black
			4000K CRI>90 SDCM<3	

* More details available on request

Accessories: Honeycomb Linear spread lens Spread lens



15W/20W



Suitable for AC220-240V 50/60Hz
Single: IP20
Control: On/Off, Triac dimming;
Lifetime 35000-50000H

15W DD-118-1112

Lumen: 1050-1275 lm, 3000K CRI>90 Efficacy up to: 85 lm/W

Driver	Version	Optics	LED	Finishes
01 On/Off	350mA MAX: 15W	Narrow	2700K CRI>90 SDCM<3	White
02 Triac dimming		Medium	3000K CRI>90 SDCM<3	Grey
		Wide	3500K CRI>90 SDCM<3	Black
			4000K CRI>90 SDCM<3	

20W DD-020-1112

Lumen: 1500-1700 lm, 3000K CRI>90 Efficacy up to: 85 lm/W

Driver	Version	Optics	LED	Finishes
01 On/Off	500mA MAX: 20W	Narrow	2700K CRI>90 SDCM<3	White
02 Triac dimming		Medium	3000K CRI>90 SDCM<3	Grey
		Wide	3500K CRI>90 SDCM<3	Black
			4000K CRI>90 SDCM<3	

* More details available on request

Accessories: Honeycomb Linear spread lens Spread lens



20W/28W



Suitable for AC220-240V 50/60Hz
Single: IP20
Control: On/Off, Triac dimming;
Lifetime 35000-50000H

20W DD-020-1092

Lumen: 1500-1700lm, 3000K CRI>90 Efficacy up to: 85 lm/W

Driver	Version	Optics	LED	Finishes
01 On/Off	500mA MAX: 20W	Narrow	2700K CRI>90 SDCM<3	White
02 Triac dimming		Medium	3000K CRI>90 SDCM<3	Grey
		Wide	3500K CRI>90 SDCM<3	Black
			4000K CRI>90 SDCM<3	

28W DD-026-1092

Lumen: 2100-2400lm, 3000K CRI>90 Efficacy up to: 85 lm/W

Driver	Version	Optics	LED	Finishes
01 On/Off	700mA MAX: 28W	Narrow	2700K CRI>90 SDCM<3	White
02 Triac dimming		Medium	3000K CRI>90 SDCM<3	Grey
		Wide	3500K CRI>90 SDCM<3	Black
			4000K CRI>90 SDCM<3	

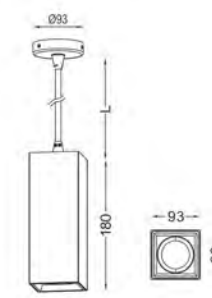
* More details available on request



Accessories: Honeycomb Linear spread lens Spread lens



20W/28W



Suitable for AC220-240V 50/60Hz
Single: IP20
Control: On/Off, Triac dimming;
Lifetime 35000-50000H

20W DD-020-1113

Lumen: 1500-1700lm, 3000K CRI>90 Efficacy up to: 85 lm/W

Driver	Version	Optics	LED	Finishes
01 On/Off	500mA MAX: 20W	Narrow	2700K CRI>90 SDCM<3	White
02 Triac dimming		Medium	3000K CRI>90 SDCM<3	Grey
		Wide	3500K CRI>90 SDCM<3	Black
			4000K CRI>90 SDCM<3	

28W DD-026-1113

Lumen: 2100-2400lm, 3000K CRI>90 Efficacy up to: 85 lm/W

Driver	Version	Optics	LED	Finishes
01 On/Off	700mA MAX: 28W	Narrow	2700K CRI>90 SDCM<3	White
02 Triac dimming		Medium	3000K CRI>90 SDCM<3	Grey
		Wide	3500K CRI>90 SDCM<3	Black
			4000K CRI>90 SDCM<3	


* More details available on request



Accessories: Honeycomb Linear spread lens Spread lens



7W/10W



Suitable for AC220-240V 50/60Hz
Single: IP20
Control: On/Off, Triac dimming;
Lifetime 35000-50000H

7W XD-067-1087

Lumen: 450-670lm, 3000K CRI>90 Efficacy up to: 90lm/W

Driver	Version	Optics	LED	Finishes
01 On/Off	180mA MAX: 7W	Narrow	2700K CRI>90 SDCM<3	White
02 Triac dimming		Medium	3000K CRI>90 SDCM<3	Grey
		Wide	3500K CRI>90 SDCM<3 4000K CRI>90 SDCM<3	Black

10W XD-010-1087

Lumen: 650-950lm, 3000K CRI>90 Efficacy up to: 90lm/W

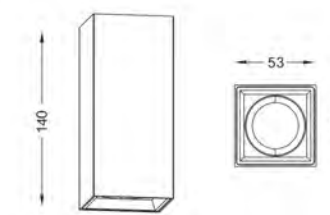
Driver	Version	Optics	LED	Finishes
01 On/Off	250mA MAX: 10W	Narrow	2700K CRI>90 SDCM<3	White
02 Triac dimming		Medium	3000K CRI>90 SDCM<3	Grey
		Wide	3500K CRI>90 SDCM<3 4000K CRI>90 SDCM<3	Black

* More details available on request

Accessories: Honeycomb Linear spread lens Spread lens



7W/10W



Suitable for AC220-240V 50/60Hz
Single: IP20
Control: On/Off, Triac dimming;
Lifetime 35000-50000H

7W XD-067-1108

Lumen: 450-670lm, 3000K CRI>90 Efficacy up to: 90lm/W

Driver	Version	Optics	LED	Finishes
01 On/Off	180mA MAX: 7W	Narrow	2700K CRI>90 SDCM<3	White
02 Triac dimming		Medium	3000K CRI>90 SDCM<3	Grey
		Wide	3500K CRI>90 SDCM<3 4000K CRI>90 SDCM<3	Black

10W XD-010-1108

Lumen: 650-950lm, 3000K CRI>90 Efficacy up to: 90lm/W


Driver	Version	Optics	LED	Finishes
01 On/Off	250mA MAX: 10W	Narrow	2700K CRI>90 SDCM<3	White
02 Triac dimming		Medium	3000K CRI>90 SDCM<3	Grey
		Wide	3500K CRI>90 SDCM<3 4000K CRI>90 SDCM<3	Black

* More details available on request

Accessories: Honeycomb Linear spread lens Spread lens



15W/20W



Suitable for AC220-240V 50/60Hz
Single: IP20
Control: On/Off, Triac dimming;
Lifetime 35000-50000H

15W XD-118-1088

Lumen: 1050-1275 lm, 3000K CRI>90 Efficacy up to: 85 lm/W

Driver	Version	Optics	LED	Finishes
01 On/Off	350mA MAX: 15W	Narrow	2700K CRI>90 SDCM<3	White
02 Triac dimming		Medium	3000K CRI>90 SDCM<3	Grey
		Wide	3500K CRI>90 SDCM<3 4000K CRI>90 SDCM<3	Black

20W XD-020-1088

Lumen: 1500-1700 lm, 3000K CRI>90 Efficacy up to: 85 lm/W

Driver	Version	Optics	LED	Finishes
01 On/Off	500mA MAX: 20W	Narrow	2700K CRI>90 SDCM<3	White
02 Triac dimming		Medium	3000K CRI>90 SDCM<3	Grey
		Wide	3500K CRI>90 SDCM<3 4000K CRI>90 SDCM<3	Black

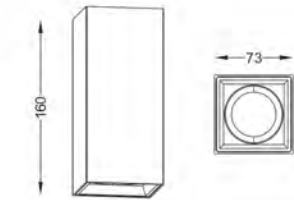
* More details available on request



Accessories: Honeycomb Linear spread lens Spread lens



15W/20W



Suitable for AC220-240V 50/60Hz
Single: IP20
Control: On/Off, Triac dimming;
Lifetime 35000-50000H

15W XD-118-1109

Lumen: 1050-1275 lm, 3000K CRI>90 Efficacy up to: 85 lm/W

Driver	Version	Optics	LED	Finishes
01 On/Off	350mA MAX: 15W	Narrow	2700K CRI>90 SDCM<3	White
02 Triac dimming		Medium	3000K CRI>90 SDCM<3	Grey
		Wide	3500K CRI>90 SDCM<3 4000K CRI>90 SDCM<3	Black

20W XD-020-1109

Lumen: 1500-1700 lm, 3000K CRI>90 Efficacy up to: 85 lm/W

Driver	Version	Optics	LED	Finishes
01 On/Off	500mA MAX: 20W	Narrow	2700K CRI>90 SDCM<3	White
02 Triac dimming		Medium	3000K CRI>90 SDCM<3	Grey
		Wide	3500K CRI>90 SDCM<3 4000K CRI>90 SDCM<3	Black


* More details available on request



Accessories: Honeycomb Linear spread lens Spread lens



20W/28W



Suitable for AC220-240V 50/60Hz
Single: IP20
Control: On/Off, Triac dimming;
Lifetime 35000-50000H

20W XD-020-1089

Lumen: 1500-1700lm, 3000K CRI>90 Efficacy up to: 85 lm/W

Driver	Version	Optics	LED	Finishes
01 On/Off	500mA MAX: 20W	Narrow	2700K CRI>90 SDCM<3	White
02 Triac dimming		Medium	3000K CRI>90 SDCM<3	Grey
		Wide	3500K CRI>90 SDCM<3	Black
			4000K CRI>90 SDCM<3	

28W XD-026-1089

Lumen: 2100-2400lm, 3000K CRI>90 Efficacy up to: 85 lm/W

Driver	Version	Optics	LED	Finishes
01 On/Off	700mA MAX: 28W	Narrow	2700K CRI>90 SDCM<3	White
02 Triac dimming		Medium	3000K CRI>90 SDCM<3	Grey
		Wide	3500K CRI>90 SDCM<3	Black
			4000K CRI>90 SDCM<3	

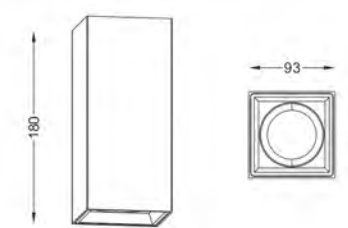
* More details available on request



Accessories: Honeycomb Linear spread lens Spread lens



20W/28W



Suitable for AC220-240V 50/60Hz
Single: IP20
Control: On/Off, Triac dimming;
Lifetime 35000-50000H

20W XD-020-1110

Lumen: 1500-1700lm, 3000K CRI>90 Efficacy up to: 85 lm/W

Driver	Version	Optics	LED	Finishes
01 On/Off	500mA MAX: 20W	Narrow	2700K CRI>90 SDCM<3	White
02 Triac dimming		Medium	3000K CRI>90 SDCM<3	Grey
		Wide	3500K CRI>90 SDCM<3	Black
			4000K CRI>90 SDCM<3	

28W XD-026-1110

Lumen: 2100-2400lm, 3000K CRI>90 Efficacy up to: 85 lm/W

Driver	Version	Optics	LED	Finishes
01 On/Off	700mA MAX: 28W	Narrow	2700K CRI>90 SDCM<3	White
02 Triac dimming		Medium	3000K CRI>90 SDCM<3	Grey
		Wide	3500K CRI>90 SDCM<3	Black
			4000K CRI>90 SDCM<3	

* More details available on request



Accessories: Honeycomb Linear spread lens Spread lens

TOCO Wall-mounted luminaires



Finish:




TOCO Wall-mounted luminaires



Black/ darklight/golden Anti-glare reflector, available on request.

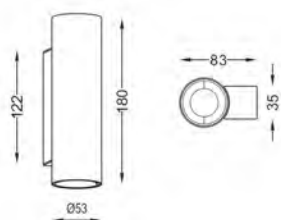
TOCO use deep anti-glare accessories, which its $UGR \leq 12$ ensures a good visual comfort, lighting environment, limit the light pollution. Black/darklight/golden Deep anti-glare shield are available to match different applications.

Anti-glare Reflector





2*5W



Suitable for AC220-240V 50/60Hz
Single: IP20
Control: On/Off, Triac dimming;
Lifetime 35000-50000H

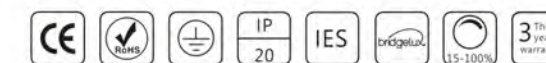
2*5W BD-067-1093

Lumen: 700-800lm, 3000K CRI>90 Efficacy up to: 80lm/W

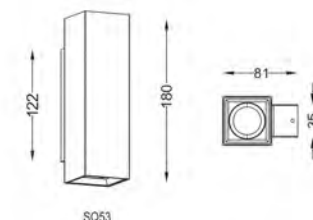
Driver	Version	Optics	LED	Finishes
01 On/Off	250mA MAX: 2*5W	Narrow	2700K CRI>90 SDCM<3	White
02 Triac dimming		Medium	3000K CRI>90 SDCM<3	Grey
		Wide	3500K CRI>90 SDCM<3	Black
			4000K CRI>90 SDCM<3	

* More details available on request

Accessories: Honeycomb Linear spread lens Spread lens



2*5W



Suitable for AC220-240V 50/60Hz
Single: IP20
Control: On/Off, Triac dimming;
Lifetime 35000-50000H

2*5W BD-067-1121

Lumen: 700-800lm, 3000K CRI>90 Efficacy up to: 80lm/W

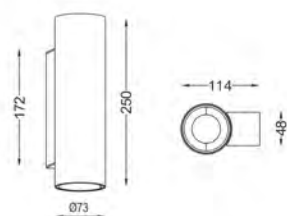
Driver	Version	Optics	LED	Finishes
01 On/Off	250mA MAX: 2*5W	Narrow	2700K CRI>90 SDCM<3	White
02 Triac dimming		Medium	3000K CRI>90 SDCM<3	Grey
		Wide	3500K CRI>90 SDCM<3	Black
			4000K CRI>90 SDCM<3	

* More details available on request

Accessories: Honeycomb Linear spread lens Spread lens



2*10W



Suitable for AC220-240V 50/60Hz
Single: IP20
Control: On/Off, Triac dimming;
Lifetime 35000-50000H

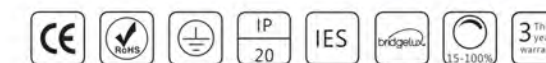
2*10W BD-010-1094

Lumen: 1500-1700lm, 3000K CRI>90 Efficacy up to: 85 lm/W

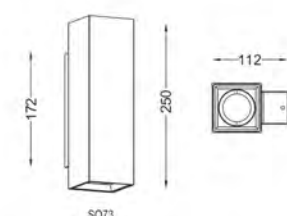
Driver	Version	Optics	LED	Finishes
01 On/Off	500mA MAX: 2*10W	Narrow	2700K CRI>90 SDCM<3	White
02 Triac dimming		Medium	3000K CRI>90 SDCM<3	Grey
		Wide	3500K CRI>90 SDCM<3	Black
			4000K CRI>90 SDCM<3	

* More details available on request

Accessories: Honeycomb Linear spread lens Spread lens



2*10W



Suitable for AC220-240V 50/60Hz
Single: IP20
Control: On/Off, Triac dimming;
Lifetime 35000-50000H

2*10W BD-010-1122

Lumen: 1500-1700lm, 3000K CRI>90 Efficacy up to: 85 lm/W

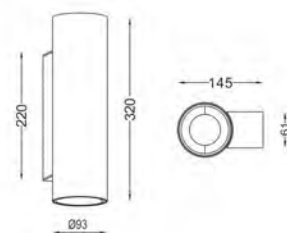
Driver	Version	Optics	LED	Finishes
01 On/Off	500mA MAX: 2*10W	Narrow	2700K CRI>90 SDCM<3	White
02 Triac dimming		Medium	3000K CRI>90 SDCM<3	Grey
		Wide	3500K CRI>90 SDCM<3	Black
			4000K CRI>90 SDCM<3	

* More details available on request

Accessories: Honeycomb Linear spread lens Spread lens



2*15W



Suitable for AC220-240V 50/60Hz
Single: IP20
Control: On/Off, Triac dimming;
Lifetime 35000-50000H

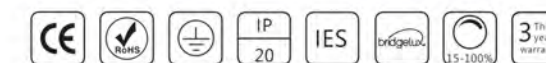
2*15W BD-118-1095

Lumen: 2250-2550lm, 3000K CRI>90 Efficacy up to: 85 lm/W

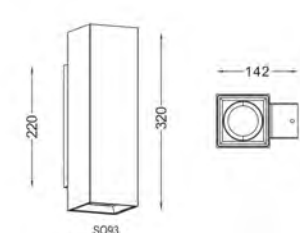
Driver	Version	Optics	LED	Finishes
01 On/Off	900mA MAX: 2*15W	Narrow	2700K CRI>90 SDCM<3	White
02 Triac dimming		Medium	3000K CRI>90 SDCM<3	Grey
		Wide	3500K CRI>90 SDCM<3	Black
			4000K CRI>90 SDCM<3	

* More details available on request

Accessories: Honeycomb Linear spread lens Spread lens



2*15W



Suitable for AC220-240V 50/60Hz
Single: IP20
Control: On/Off, Triac dimming;
Lifetime 35000-50000H

2*15W BD-118-1123

Lumen: 2250-2550lm, 3000K CRI>90 Efficacy up to: 85 lm/W

Driver	Version	Optics	LED	Finishes
01 On/Off	900mA MAX: 2*15W	Narrow	2700K CRI>90 SDCM<3	White
02 Triac dimming		Medium	3000K CRI>90 SDCM<3	Grey
		Wide	3500K CRI>90 SDCM<3	Black
			4000K CRI>90 SDCM<3	

* More details available on request

Accessories: Honeycomb Linear spread lens Spread lens

The focus of
grille accent
lighting

GRILLE



Grille S M L

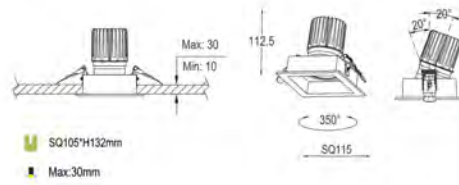


1 or 2 lamps combination available for GRILLE series in small, medium and large size, a variety of optical accessories and beam angle, available to match different lighting applications.





7W/10W/15W



SO105*H132mm
Max:30mm

Suitable for AC220-240V 50/60Hz
Single: IP20
Control: On/Off, Triac, 1-10V, Dali dimming;
Lifetime 35000-50000H

7W TH-067-0622

Lumen: 450-670lm, 3000K CRI>90 Efficacy up to: 90lm/W

Driver	Version	Optics	LED	Finishes
01 On/Off	180mA MAX: 7W	Narrow	2700K CRI>90 SDCM<3	White
02 Triac dimming		Medium	3000K CRI>90 SDCM<3	Black
03 1-10V dimming		Wide	3500K CRI>90 SDCM<3 4000K CRI>90 SDCM<3	

10W TH-010-0622

Lumen: 650-950lm, 3000K CRI>90 Efficacy up to: 90lm/W

Driver	Version	Optics	LED	Finishes
01 On/Off	250mA MAX: 10W	Narrow	2700K CRI>90 SDCM<3	White
02 Triac dimming		Medium	3000K CRI>90 SDCM<3	Black
03 1-10V dimming		Wide	3500K CRI>90 SDCM<3 4000K CRI>90 SDCM<3	
04 Dali dimming				

15W TH-118-0622

Lumen: 750-1500lm, 3000K CRI>90 Efficacy up to: 95lm/W

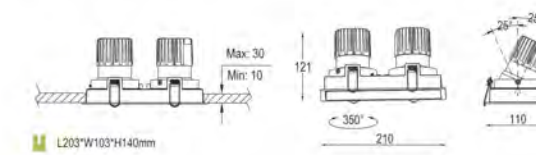
Driver	Version	Optics	LED	Finishes
01 On/Off	350mA MAX: 15W	Narrow	2700K CRI>90 SDCM<3	White
02 Triac dimming		Medium	3000K CRI>90 SDCM<3	Black
03 1-10V dimming		Wide	3500K CRI>90 SDCM<3 4000K CRI>90 SDCM<3	
04 Dali dimming				

* More details available on request

Accessories: Honeycomb Linear spread lens Spread lens



2*7W/2*10W/2*15W



L203*W103*H140mm

Suitable for AC220-240V 50/60Hz
Single: IP20
Control: On/Off, Triac, 1-10V, Dali dimming;
Lifetime 35000-50000H

2*7W TH-067-0862

Lumen: 900-1350lm, 3000K CRI>90 Efficacy up to: 90lm/W

Driver	Version	Optics	LED	Finishes
01 On/Off	180mA MAX: 7W	Narrow	2700K CRI>90 SDCM<3	White
02 Triac dimming		Medium	3000K CRI>90 SDCM<3	Black
03 1-10V dimming		Wide	3500K CRI>90 SDCM<3 4000K CRI>90 SDCM<3	

2*10W TH-010-0862

Lumen: 1300-1900lm, 3000K CRI>90 Efficacy up to: 90lm/W

Driver	Version	Optics	LED	Finishes
01 On/Off	250mA MAX: 10W	Narrow	2700K CRI>90 SDCM<3	White
02 Triac dimming		Medium	3000K CRI>90 SDCM<3	Black
03 1-10V dimming		Wide	3500K CRI>90 SDCM<3 4000K CRI>90 SDCM<3	
04 Dali dimming				

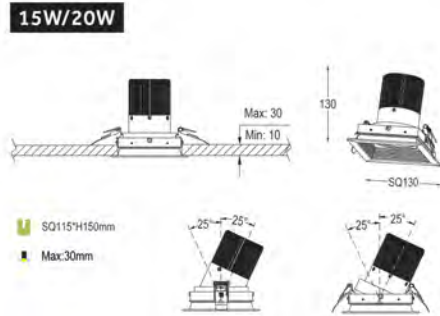
2*15W TH-118-0862

Lumen: 1500-3000lm, 3000K CRI>90 Efficacy up to: 95lm/W

Driver	Version	Optics	LED	Finishes
01 On/Off	350mA MAX: 15W	Narrow	2700K CRI>90 SDCM<3	White
02 Triac dimming		Medium	3000K CRI>90 SDCM<3	Black
03 1-10V dimming		Wide	3500K CRI>90 SDCM<3 4000K CRI>90 SDCM<3	
04 Dali dimming				

* More details available on request

Accessories: Honeycomb Linear spread lens Spread lens



Suitable for AC220-240V 50/60Hz
 Single: IP20
 Control: On/Off, Triac, 1-10V, Dali dimming;
 Lifetime 35000-50000H

15W TH-118-0111 Lumen: 750-1500lm, 3000K CRI>90 Efficacy up to: 95 lm/W

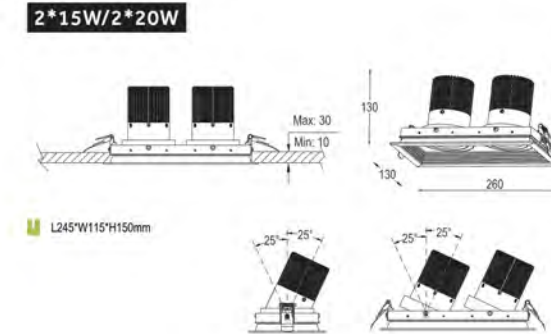
Driver	Version	Optics	LED	Finishes
01 On/Off	350mA MAX: 15W	Narrow	2700K CRI>90 SDCM<3	White
02 Triac dimming		Medium	3000K CRI>90 SDCM<3	Black
03 1-10V dimming		Wide	3500K CRI>90 SDCM<3	
04 Dali dimming			4000K CRI>90 SDCM<3	

20W TH-018-0111 Lumen: 1300-2000lm, 3000K CRI>90 Efficacy up to: 92 lm/W

Driver	Version	Optics	LED	Finishes
01 On/Off	500mA MAX: 20W	Narrow	2700K CRI>90 SDCM<3	White
02 Triac dimming		Medium	3000K CRI>90 SDCM<3	Black
03 1-10V dimming		Wide	3500K CRI>90 SDCM<3	
04 Dali dimming			4000K CRI>90 SDCM<3	

* More details available on request

Accessories: Honeycomb Linear spread lens Spread lens



Suitable for AC220-240V 50/60Hz
 Single: IP20
 Control: On/Off, Triac, 1-10V, Dali dimming;
 Lifetime 35000-50000H

2*15W TH-118-0112 Lumen: 1300-3000lm, 3000K CRI>90 Efficacy up to: 95 lm/W

Driver	Version	Optics	LED	Finishes
01 On/Off	350mA MAX: 15W	Narrow	2700K CRI>90 SDCM<3	White
02 Triac dimming		Medium	3000K CRI>90 SDCM<3	Black
03 1-10V dimming		Wide	3500K CRI>90 SDCM<3	
04 Dali dimming			4000K CRI>90 SDCM<3	

2*20W TH-018-0112 Lumen: 2600-4000lm, 3000K CRI>90 Efficacy up to: 92 lm/W

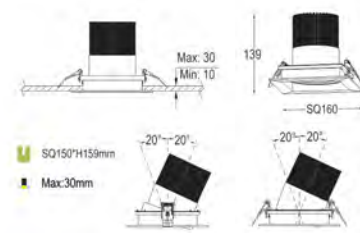
Driver	Version	Optics	LED	Finishes
01 On/Off	500mA MAX: 20W	Narrow	2700K CRI>90 SDCM<3	White
02 Triac dimming		Medium	3000K CRI>90 SDCM<3	Black
03 1-10V dimming		Wide	3500K CRI>90 SDCM<3	
04 Dali dimming			4000K CRI>90 SDCM<3	

* More details available on request

Accessories: Honeycomb Linear spread lens Spread lens



28W/32W



Suitable for AC220-240V 50/60Hz
Single: IP20
Control: On/Off, Triac, 1-10V, Dali dimming;
Lifetime 35000-50000H

28W TH-028-0717

Lumen: 1820-2520lm, 3000K CRI>90 Efficacy up to: 90 lm/W

Driver	Version	Optics	LED	Finishes
01 On/Off	700mA MAX: 28W	Narrow	2700K CRI>90 SDCM<3	White
02 Triac dimming		Medium	3000K CRI>90 SDCM<3	Black
03 1-10V dimming		Wide	3500K CRI>90 SDCM<3	
04 Dali dimming			4000K CRI>90 SDCM<3	

32W TH-030-0717

Lumen: 2100-3000lm, 3000K CRI>90 Efficacy up to: 95 lm/W

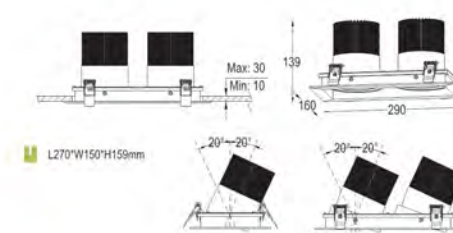
Driver	Version	Optics	LED	Finishes
01 On/Off	800mA MAX: 32W	Narrow	2700K CRI>90 SDCM<3	White
02 Triac dimming		Medium	3000K CRI>90 SDCM<3	Black
03 1-10V dimming		Wide	3500K CRI>90 SDCM<3	
04 Dali dimming			4000K CRI>90 SDCM<3	

* More details available on request

Accessories: Honeycomb Linear spread lens Spread lens



2*28W/2*32W



Suitable for AC220-240V 50/60Hz
Single: IP20
Control: On/Off, Triac, 1-10V, Dali dimming;
Lifetime 35000-50000H

2*28W TH-028-0718

Lumen: 3640-5040lm, 3000K CRI>90 Efficacy up to: 90 lm/W

Driver	Version	Optics	LED	Finishes
01 On/Off	700mA MAX: 28W	Narrow	2700K CRI>90 SDCM<3	White
02 Triac dimming		Medium	3000K CRI>90 SDCM<3	Black
03 1-10V dimming		Wide	3500K CRI>90 SDCM<3	
04 Dali dimming			4000K CRI>90 SDCM<3	

2*32W TH-030-0718

Lumen: 4200-6000lm, 3000K CRI>90 Efficacy up to: 95 lm/W

Driver	Version	Optics	LED	Finishes
01 On/Off	800mA MAX: 32W	Narrow	2700K CRI>90 SDCM<3	White
02 Triac dimming		Medium	3000K CRI>90 SDCM<3	Black
03 1-10V dimming		Wide	3500K CRI>90 SDCM<3	
04 Dali dimming			4000K CRI>90 SDCM<3	

* More details available on request

Accessories: Honeycomb Linear spread lens Spread lens



The focus of accent lighting

FOCO



FOCO Mini



Finish:



White



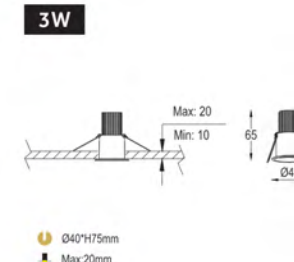
Black

FOCO Mini

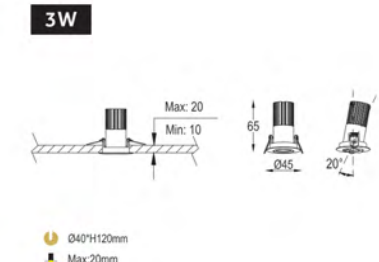


0°
20°





Suitable for AC220-240V 50/60Hz
 Single: IP20
 Control: On/Off;
 Lifetime 35000-50000H



3W TH-002-0956

Lumen:150-250lm,3000K CRI>90 Efficacy up to:83 lm/W

Driver	Version	Optics	LED	Finishes
01 On/Off	500mA MAX: 3W	Narrow	2700K CRI>90 SDCM<3	White
		Wide	3000K CRI>90 SDCM<3	Black
			4000K CRI>90 SDCM<3	

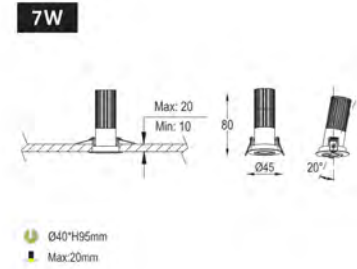
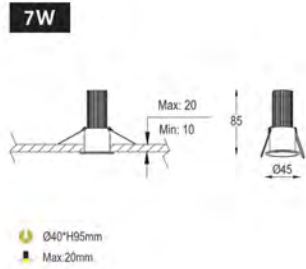
3W TH-002-0957

Lumen:150-250lm,3000K CRI>90 Efficacy up to:83 lm/W

Driver	Version	Optics	LED	Finishes
01 On/Off	500mA MAX: 3W	Narrow	2700K CRI>90 SDCM<3	White
		Wide	3000K CRI>90 SDCM<3	Black
			4000K CRI>90 SDCM<3	

FOCO MINI series products adopt the best technique of heat conduction, equip with heat resisting optic parts. A mini size fitting with high-power and excellent illuminance. The size are easily designed in a way that blends in perfectly with the surroundings, which available for more flexible lighting solution.

* More details available on request



Suitable for AC220-240V 50/60Hz
Single: IP20
Control: On/Off;
Lifetime 35000-50000H

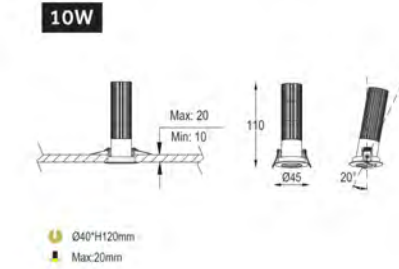
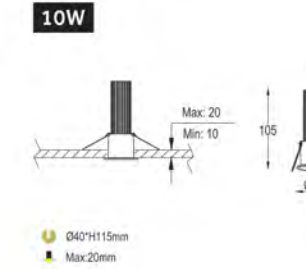
7W TH-005-0956 Lumen:450-580lm,3000K CRI>90 Efficacy up to:83 lm/W

Driver	Version	Optics	LED	Finishes
01 On/Off	500mA MAX: 7W	Narrow	2700K CRI>90 SDCM<3	White
		Wide	3000K CRI>90 SDCM<3	Black
			4000K CRI>90 SDCM<3	

7W TH-005-0957 Lumen:450-580lm,3000K CRI>90 Efficacy up to:83 lm/W

Driver	Version	Optics	LED	Finishes
01 On/Off	500mA MAX: 7W	Narrow	2700K CRI>90 SDCM<3	White
		Wide	3000K CRI>90 SDCM<3	Black
			4000K CRI>90 SDCM<3	

* More details available on request



Suitable for AC220-240V 50/60Hz
Single: IP20
Control: On/Off;
Lifetime 35000-50000H

10W TH-008-0956 Lumen:550-800lm,3000K CRI>90 Efficacy up to:80 lm/W

Driver	Version	Optics	LED	Finishes
01 On/Off	700mA MAX: 10W	Narrow	2700K CRI>90 SDCM<3	White
		Wide	3000K CRI>90 SDCM<3	Black
			4000K CRI>90 SDCM<3	

10W TH-008-0957 Lumen:550-800lm,3000K CRI>90 Efficacy up to:80 lm/W

Driver	Version	Optics	LED	Finishes
01 On/Off	700mA MAX: 10W	Narrow	2700K CRI>90 SDCM<3	White
		Wide	3000K CRI>90 SDCM<3	Black
			4000K CRI>90 SDCM<3	

* More details available on request





Ø 85

MAX.15W




Ø 90

MAX.20W




Ø 100

MAX.28W



Ø 120

MAX.28W



Ø 165

MAX.42W



Ø 230

MAX.100W

FOCO series are accent lighting in recessed mounted, which its from 7W to 100W, a variety of optical accessories and beam angle, available to match different accent lighting applications.

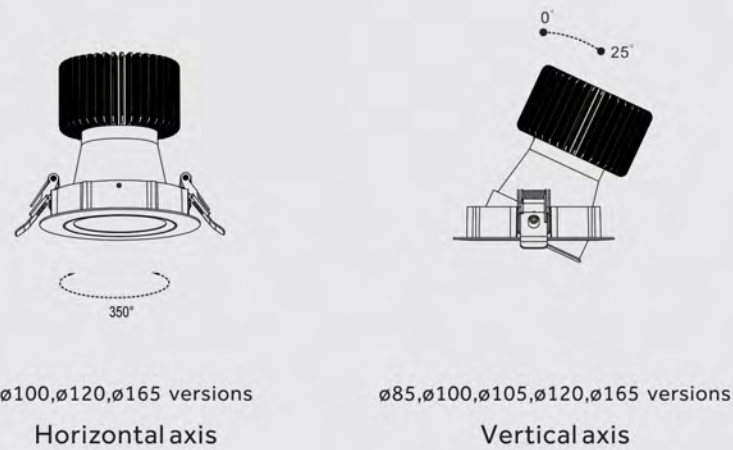




Dimension:

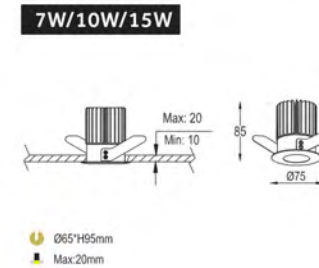


Adjustability:



ø100,ø120,ø165 versions
Horizontal axis

ø85,ø100,ø105,ø120,ø165 versions
Vertical axis



Suitable for AC220-240V 50/60Hz
Single: IP20
Control: On/Off, Triac, 1-10V, Dali dimming;
Lifetime 35000-50000H

7W TH-067-1029

Lumen: 450-670lm, 3000K CRI>90 Efficacy up to: 90 lm/W

Driver	Version	Optics	LED	Finishes
01 On/Off	180mA MAX: 7W	Narrow	2700K CRI>90 SDCM<3	White
02 Triac dimming		Medium	3000K CRI>90 SDCM<3	Black
03 1-10V dimming		Wide	3500K CRI>90 SDCM<3	
		Super wide	4000K CRI>90 SDCM<3	

10W TH-010-1029

Lumen: 650-950lm, 3000K CRI>90 Efficacy up to: 90 lm/W

Driver	Version	Optics	LED	Finishes
01 On/Off	250mA MAX: 10W	Narrow	2700K CRI>90 SDCM<3	White
02 Triac dimming		Medium	3000K CRI>90 SDCM<3	Black
03 1-10V dimming		Wide	3500K CRI>90 SDCM<3	
04 Dali dimming		Super wide	4000K CRI>90 SDCM<3	

15W TH-118-1029

Lumen: 750-1500lm, 3000K CRI>90 Efficacy up to: 90 lm/W

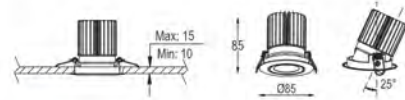
Driver	Version	Optics	LED	Finishes
01 On/Off	350mA MAX: 15W	Narrow	2700K CRI>90 SDCM<3	White
02 Triac dimming		Medium	3000K CRI>90 SDCM<3	Black
03 1-10V dimming		Wide	3500K CRI>90 SDCM<3	
04 Dali dimming		Super wide	4000K CRI>90 SDCM<3	

* More details available on request

Accessories: Linear spread lens Spread lens



7W/10W/15W



Ø75*H65mm
Max:15

Suitable for AC220-240V 50/60Hz
Single: IP20
Control: On/Off, Triac, 1-10V, Dali dimming;
Lifetime 35000-50000H

7W TH-067-1030

Lumen: 450-670lm, 3000K CRI>90 Efficacy up to: 90 lm/W

Driver	Version	Optics	LED	Finishes
01 On/Off	180mA MAX: 7W	Narrow	2700K CRI>90 SDCM<3	White
02 Triac dimming		Medium	3000K CRI>90 SDCM<3	Black
03 1-10V dimming		Wide	3500K CRI>90 SDCM<3	
		Super wide	4000K CRI>90 SDCM<3	

10W TH-010-1030

Lumen: 650-950lm, 3000K CRI>90 Efficacy up to: 90 lm/W

Driver	Version	Optics	LED	Finishes
01 On/Off	250mA MAX: 10W	Narrow	2700K CRI>90 SDCM<3	White
02 Triac dimming		Medium	3000K CRI>90 SDCM<3	Black
03 1-10V dimming		Wide	3500K CRI>90 SDCM<3	
04 Dali dimming		Super wide	4000K CRI>90 SDCM<3	

15W TH-118-1030

Lumen: 750-1500lm, 3000K CRI>90 Efficacy up to: 90 lm/W

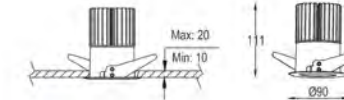
Driver	Version	Optics	LED	Finishes
01 On/Off	350mA MAX: 15W	Narrow	2700K CRI>90 SDCM<3	White
02 Triac dimming		Medium	3000K CRI>90 SDCM<3	Black
03 1-10V dimming		Wide	3500K CRI>90 SDCM<3	
04 Dali dimming		Super wide	4000K CRI>90 SDCM<3	

* More details available on request

Accessories: Linear spread lens Spread lens



15W/20W



Ø80*H121mm
Max:20mm

Suitable for AC220-240V 50/60Hz
Single: IP20
Control: On/Off, Triac, 1-10V, Dali dimming;
Lifetime 35000-50000H

15W TH-118-0061

Lumen: 750-1500lm, 3000K CRI>90 Efficacy up to: 95 lm/W

Driver	Version	Optics	LED	Finishes
01 On/Off	350mA MAX: 15W	Narrow	2700K CRI>90 SDCM<3	White
02 Triac dimming		Medium	3000K CRI>90 SDCM<3	Black
03 1-10V dimming		Wide	3500K CRI>90 SDCM<3	
04 Dali dimming		Super wide	4000K CRI>90 SDCM<3	

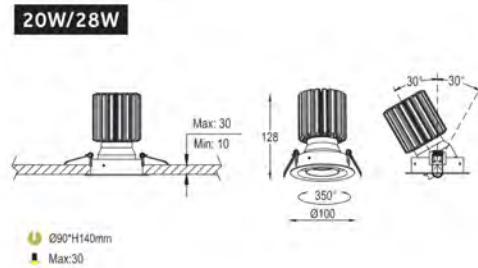
20W TH-018-0061

Lumen: 1300-2000lm, 3000K CRI>90 Efficacy up to: 92 lm/W

Driver	Version	Optics	LED	Finishes
01 On/Off	500mA MAX: 20W	Narrow	2700K CRI>90 SDCM<3	White
02 Triac dimming		Medium	3000K CRI>90 SDCM<3	Black
03 1-10V dimming		Wide	3500K CRI>90 SDCM<3	
04 Dali dimming		Super wide	4000K CRI>90 SDCM<3	

* More details available on request

Accessories: Linear spread lens Spread lens



Suitable for AC220-240V 50/60Hz
 Single:IP20
 Control: On/Off, Triac, 1-10V, Dali dimming;
 Lifetime 35000-50000H

20W TH-020-0947 Lumen:1300-2000 lm,3000K CRI>90 Efficacy up to:92 lm/W

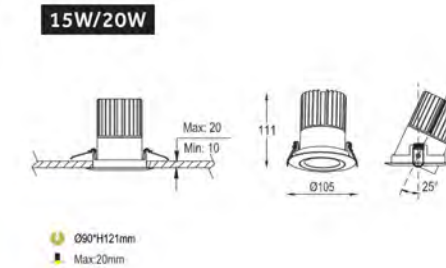
Driver	Version	Optics	LED	Finishes
01 On/Off	500mA MAX: 20W	Narrow	2700K CRI>90 SDCM<3	White
02 Triac dimming		Medium	3000K CRI>90 SDCM<3	Black
03 1-10V dimming		Wide	3500K CRI>90 SDCM<3	
04 Dali dimming		Super wide	4000K CRI>90 SDCM<3	

28W TH-026-0947 Lumen:1820-2520 lm,3000K CRI>90 Efficacy up to:90 lm/W

Driver	Version	Optics	LED	Finishes
01 On/Off	700mA MAX: 28W	Narrow	2700K CRI>90 SDCM<3	White
02 Triac dimming		Medium	3000K CRI>90 SDCM<3	Black
03 1-10V dimming		Wide	3500K CRI>90 SDCM<3	
04 Dali dimming		Super wide	4000K CRI>90 SDCM<3	

* More details available on request

Accessories: Honeycomb Linear spread lens Spread lens



Suitable for AC220-240V 50/60Hz
 Single:IP20
 Control: On/Off, Triac, 1-10V, Dali dimming;
 Lifetime 35000-50000H

15W TH-118-1031 Lumen:750-1500 lm,3000K CRI>90 Efficacy up to:95 lm/W

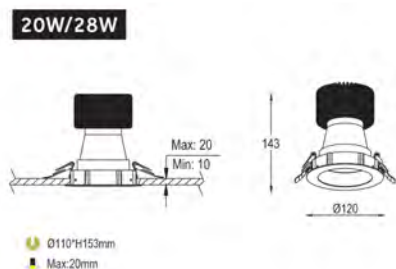
Driver	Version	Optics	LED	Finishes
01 On/Off	350mA MAX: 15W	Narrow	2700K CRI>90 SCM<3	White
02 Triac dimming		Medium	3000K CRI>90 SDCM<3	Black
03 1-10V dimming		Wide	3500K CRI>90 SDCM<3	
04 Dali dimming		Super wide	4000K CRI>90 SDCM<3	

20W TH-018-1301 Lumen:1300-2000 lm,3000K CRI>90 Efficacy up to:92 lm/W

Driver	Version	Optics	LED	Finishes
01 On/Off	500mA MAX: 20W	Narrow	2700K CRI>90 SDCM<3	White
02 Triac dimming		Medium	3000K CRI>90 SDCM<3	Black
03 1-10V dimming		Wide	3500K CRI>90 SDCM<3	
04 Dali dimming		Super wide	4000K CRI>90 SDCM<3	

* More details available on request

Accessories: Linear spread lens Spread lens



Suitable for AC220-240V 50/60Hz
Single: IP20
Control: On/Off, Triac, 1-10V, Dali dimming;
Lifetime 35000-50000H

20W TH-018-0283

Lumen: 1300-2000lm, 3000K CRI>90 Efficacy up to: 92 lm/W

Driver	Version	Optics	LED	Finishes
01 On/Off	500mA MAX: 20W	Narrow	2700K CRI>90 SDCM<3	White
02 Triac dimming		Medium	3000K CRI>90 SDCM<3	Black
03 1-10V dimming		Wide	3500K CRI>90 SDCM<3	
04 Dali dimming		Super wide	4000K CRI>90 SDCM<3	

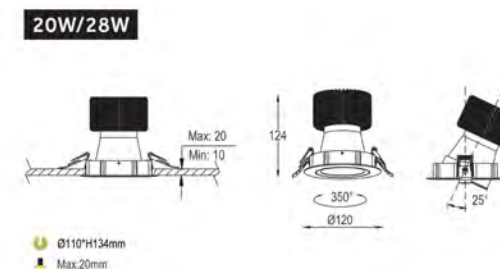
28W TH-022-0283

Lumen: 1820-2520lm, 3000K CRI>90 Efficacy up to: 90 lm/W

Driver	Version	Optics	LED	Finishes
01 On/Off	700mA MAX: 28W	Narrow	2700K CRI>90 SDCM<3	White
02 Triac dimming		Medium	3000K CRI>90 SDCM<3	Black
03 1-10V dimming		Wide	3500K CRI>90 SDCM<3	
04 Dali dimming		Super wide	4000K CRI>90 SDCM<3	

* More details available on request

Accessories: Honeycomb Linear spread lens Spread lens



Suitable for AC220-240V 50/60Hz
Single: IP20
Control: On/Off, Triac, 1-10V, Dali dimming;
Lifetime 35000-50000H

20W TH-018-0255

Lumen: 1300-2000lm, 3000K CRI>90 Efficacy up to: 92 lm/W

Driver	Version	Optics	LED	Finishes
01 On/Off	500mA MAX: 20W	Narrow	2700K CRI>90 SDCM<3	White
02 Triac dimming		Medium	3000K CRI>90 SDCM<3	Black
03 1-10V dimming		Wide	3500K CRI>90 SDCM<3	
04 Dali dimming		Super wide	4000K CRI>90 SDCM<3	

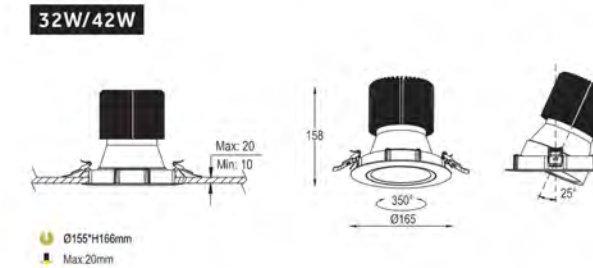
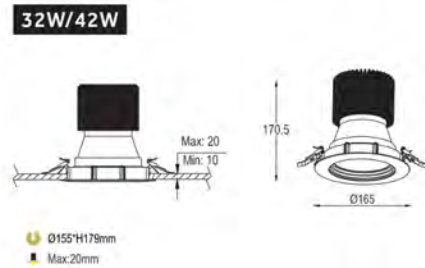
28W TH-022-0255

Lumen: 1820-2520lm, 3000K CRI>90 Efficacy up to: 90 lm/W

Driver	Version	Optics	LED	Finishes
01 On/Off	700mA MAX: 28W	Narrow	2700K CRI>90 SDCM<3	White
02 Triac dimming		Medium	3000K CRI>90 SDCM<3	Black
03 1-10V dimming		Wide	3500K CRI>90 SDCM<3	
04 Dali dimming		Super wide	4000K CRI>90 SDCM<3	

* More details available on request

Accessories: Honeycomb Linear spread lens Spread lens



Suitable for AC220-240V 50/60Hz
 Single: IP20
 Control: On/Off, Triac, 1-10V, Dali dimming;
 Lifetime 35000-50000H

32W TH-030-0121 Lumen: 2100-3000lm, 3000K CRI>90 Efficacy up to: 92lm/W

Driver	Version	Optics	LED	Finishes
01 On/Off	800mA MAX: 32W	Narrow	2700K CRI>90 SDCM<3	White
02 Triac dimming		Medium	3000K CRI>90 SDCM<3	Black
03 1-10V dimming		Wide	3500K CRI>90 SDCM<3	
04 Dali dimming		Super wide	4000K CRI>90 SDCM<3	

Suitable for AC220-240V 50/60Hz
 Single: IP20
 Control: On/Off, Triac, 1-10V, Dali dimming;
 Lifetime 35000-50000H

32W TH-030-0122 Lumen: 2100-3000lm, 3000K CRI>90 Efficacy up to: 92lm/W

Driver	Version	Optics	LED	Finishes
01 On/Off	800mA MAX: 32W	Narrow	2700K CRI>90 SDCM<3	White
02 Triac dimming		Medium	3000K CRI>90 SDCM<3	Black
03 1-10V dimming		Wide	3500K CRI>90 SDCM<3	
04 Dali dimming		Super wide	4000K CRI>90 SDCM<3	

42W TH-038-0121 Lumen: 2730-3780lm, 3000K CRI>90 Efficacy up to: 90lm/W

Driver	Version	Optics	LED	Finishes
01 On/Off	1050mA MAX: 42W	Narrow	2700K CRI>90 SDCM<3	White
02 1-10V dimming		Medium	3000K CRI>90 SDCM<3	Black
03 Dali dimming		Wide	3500K CRI>90 SDCM<3	
		Super wide	4000K CRI>90 SDCM<3	

42W TH-038-0122 Lumen: 2730-3780lm, 3000K CRI>90 Efficacy up to: 90lm/W

Driver	Version	Optics	LED	Finishes
01 On/Off	1050mA MAX: 42W	Narrow	2700K CRI>90 SDCM<3	White
02 1-10V dimming		Medium	3000K CRI>90 SDCM<3	Black
03 Dali dimming		Wide	3500K CRI>90 SDCM<3	
		Super wide	4000K CRI>90 SDCM<3	

* More details available on request

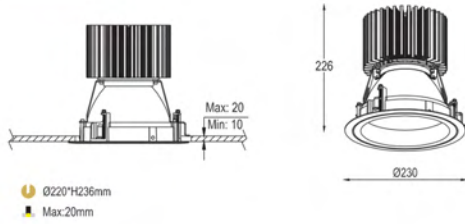
Accessories: Honeycomb Linear spread lens Spread lens

* More details available on request

Accessories: Honeycomb Linear spread lens Spread lens



90W/100W



Suitable for AC220-240V 50/60Hz
 Single: IP20
 Control: On/Off, 1-10V, Dali dimming;
 Lifetime 35000-50000H

90W TH-078-0563

Lumen: 5850-8280 lm, 3000K CRI>90 Efficacy up to: 92 lm/W

Driver	Version	Optics	LED	Finishes
01 On/Off	2300mA MAX: 90W	Narrow	2700K CRI>90 SDCM<3	White
02 1-10V dimming		Medium	3000K CRI>90 SDCM<3	Black
03 Dali dimming			3500K CRI>90 SDCM<3	
			4000K CRI>90 SDCM<3	


100W TH-090-0563

Lumen: 6500-9000 lm, 3000K CRI>90 Efficacy up to: 90 lm/W

Driver	Version	Optics	LED	Finishes
01 On/Off	2500mA MAX: 100W	Narrow	2700K CRI>90 SDCM<3	White
02 1-10V dimming		Medium	3000K CRI>90 SDCM<3	Black
03 Dali dimming			3500K CRI>90 SDCM<3	
			4000K CRI>90 SDCM<3	



* More details available on request


Accessories:  Spread lens



The multifunctional decorative lighting


DECO





DECO series is a new type of multifunctional decorative lights. Which with wide power range from 3W-15W. Simple designs tend to be timeless.









5W/7W



Suitable for AC220-240V 50/60Hz
Single: IP20
Control: On/Off, Triac dimming;
Lifetime 35000-50000H

5W XD-005-1015

Lumen:300-420lm,3000K CRI>90 Efficacy up to:75 lm/W

Driver	Version	Optics	LED	Finishes
01 On/Off	350mA 12V MAX: 5W	Narrow	2700K CRI>90 SDCM<3	White
02 Triac dimming		Wide	3000K CRI>90 SDCM<3	Black
			4000K CRI>90 SDCM<3	

7W XD-008-1015

Lumen:400-560lm,3000K CRI>90 Efficacy up to:72 lm/W

Driver	Version	Optics	LED	Finishes
01 On/Off	500mA 12V MAX: 7W	Narrow	2700K CRI>90 SDCM<3	White
02 Triac dimming		Wide	3000K CRI>90 SDCM<3	Black
			4000K CRI>90 SDCM<3	

* More details available on request



7W/10W/15W



Suitable for AC220-240V 50/60Hz
Single: IP20
Control: On/Off, Triac, 1-10V, Dali dimming;
Lifetime 35000-50000H

7W XD-067-1018

Lumen:400-560lm,3000K CRI>90 Efficacy up to:72 lm/W

Driver	Version	Optics	LED	Finishes
01 On/Off	180mA MAX: 7W	Narrow	2700K CRI>90 SDCM<3	White
02 Triac dimming		Medium	3000K CRI>90 SDCM<3	Black
03 1-10V dimming		Wide	4000K CRI>90 SDCM<3	
		Super wide		

10W XD-010-1018

Lumen:600-800lm,3000K CRI>90 Efficacy up to:72 lm/W

Driver	Version	Optics	LED	Finishes
01 On/Off	250mA MAX: 10W	Narrow	2700K CRI>90 SDCM<3	White
02 Triac dimming		Medium	3000K CRI>90 SDCM<3	Black
03 1-10V dimming		Wide	4000K CRI>90 SDCM<3	
04 Dali dimming		Super wide		

15W XD-118-1018

Lumen:900-1200lm,3000K CRI>90 Efficacy up to:72 lm/W

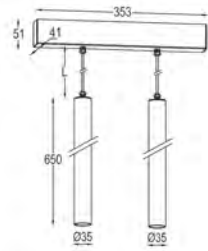
Driver	Version	Optics	LED	Finishes
01 On/Off	350mA MAX: 15W	Narrow	2700K CRI>90 SDCM<3	White
02 Triac dimming		Medium	3000K CRI>90 SDCM<3	Black
03 1-10V dimming		Wide	4000K CRI>90 SDCM<3	
04 Dali dimming		Super wide		

* More details available on request





2x5W/2x7W



Suitable for AC220-240V 50/60Hz
Single: IP20
Control: On/Off, Triac, 1-10V, Dali dimming;
Lifetime 35000-50000H

2x5W XD-005-1016

Lumen: 600-840lm, 3000K CRI>90 Efficacy up to: 75 lm/W

Driver	Version	Optics	LED	Finishes
01 On/Off	350mA 24V MAX: 2x5W	Narrow	2700K CRI>90 SDCM<3	White
02 Triac dimming		Wide	3000K CRI>90 SDCM<3	Black
03 1-10V dimming			4000K CRI>90 SDCM<3	
04 Dali dimming				

2x7W XD-008-1016

Lumen: 800-1120lm, 3000K CRI>90 Efficacy up to: 72 lm/W

Driver	Version	Optics	LED	Finishes
01 On/Off	500mA 24V MAX: 2x7W	Narrow	2700K CRI>90 SDCM<3	White
02 Triac dimming		Wide	3000K CRI>90 SDCM<3	Black
03 1-10V dimming			4000K CRI>90 SDCM<3	
04 Dali dimming				

* More details available on request



2x7W/2x10W/2x15W



Suitable for AC220-240V 50/60Hz
Single: IP20

Control: On/Off, Triac, 1-10V, Dali dimming;
Lifetime 35000-50000H

2x7W XD-067-1019

Lumen: 800-1120lm, 3000K CRI>90 Efficacy up to: 72 lm/W

Driver	Version	Optics	LED	Finishes
01 On/Off	180mA MAX: 2x7W	Narrow	2700K CRI>90 SDCM<3	White
02 Triac dimming		Medium	3000K CRI>90 SDCM<3	Black
03 1-10V dimming		Wide	4000K CRI>90 SDCM<3	
04 Dali dimming		Super wide		

2x10W XD-010-1019

Lumen: 1200-1600lm, 3000K CRI>90 Efficacy up to: 72 lm/W

Driver	Version	Optics	LED	Finishes
01 On/Off	250mA MAX: 2x10W	Narrow	2700K CRI>90 SDCM<3	White
02 Triac dimming		Medium	3000K CRI>90 SDCM<3	Black
03 1-10V dimming		Wide	4000K CRI>90 SDCM<3	
04 Dali dimming		Super wide		

2x15W XD-118-1019

Lumen: 1800-2400lm, 3000K CRI>90 Efficacy up to: 72 lm/W

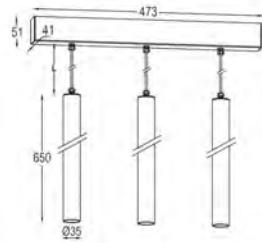
Driver	Version	Optics	LED	Finishes
01 On/Off	350mA MAX: 2x15W	Narrow	2700K CRI>90 SDCM<3	White
02 Triac dimming		Medium	3000K CRI>90 SDCM<3	Black
03 1-10V dimming		Wide	4000K CRI>90 SDCM<3	
04 Dali dimming		Super wide		

* More details available on request





3x5W/3x7W



Suitable for AC220-240V 50/60Hz
Single: IP20
Control: On/Off, Triac, 1-10V, Dali dimming;
Lifetime 35000-50000H

3x5W XD-005-1017

Lumen: 900-1260lm, 3000K CRI>90 Efficacy up to: 75 lm/W

Driver	Version	Optics	LED	Finishes
01 On/Off	350mA MAX: 3x5W	Narrow	2700K CRI>90 SDCM<3	White
02 Triac dimming		Wide	3000K CRI>90 SDCM<3	Black
03 1-10V dimming			4000K CRI>90 SDCM<3	
04 Dali dimming				

3x7W XD-008-1017

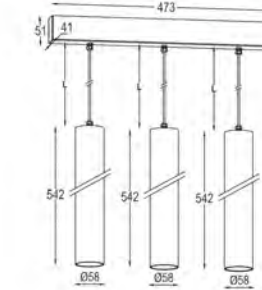
Lumen: 1200-1680lm, 3000K CRI>90 Efficacy up to: 72 lm/W

Driver	Version	Optics	LED	Finishes
01 On/Off	500mA MAX: 3x7W	Narrow	2700K CRI>90 SDCM<3	White
02 Triac dimming		Wide	3000K CRI>90 SDCM<3	Black
03 1-10V dimming			4000K CRI>90 SDCM<3	
04 Dali dimming				

* More details available on request



3x7W/3x10W/3x15W



Suitable for AC220-240V 50/60Hz
Single: IP20
Control: On/Off, Triac, 1-10V, Dali dimming;
Lifetime 35000-50000H

3x7W XD-067-1020

Lumen: 1200-1680lm, 3000K CRI>90 Efficacy up to: 72 lm/W

Driver	Version	Optics	LED	Finishes
01 On/Off	180mA MAX: 3x7W	Narrow	2700K CRI>90 SDCM<3	White
02 Triac dimming		Medium	3000K CRI>90 SDCM<3	Black
03 1-10V dimming		Wide	4000K CRI>90 SDCM<3	
04 Dali dimming		Super wide		

3x10W XD-010-1020

Lumen: 1800-2400lm, 3000K CRI>90 Efficacy up to: 72 lm/W

Driver	Version	Optics	LED	Finishes
01 On/Off	250mA MAX: 3x10W	Narrow	2700K CRI>90 SDCM<3	White
02 Triac dimming		Medium	3000K CRI>90 SDCM<3	Black
03 1-10V dimming		Wide	4000K CRI>90 SDCM<3	
04 Dali dimming		Super wide		

3x15W XD-118-1020

Lumen: 2700-3600lm, 3000K CRI>90 Efficacy up to: 72 lm/W

Driver	Version	Optics	LED	Finishes
01 On/Off	350mA MAX: 3x15W	Narrow	2700K CRI>90 SDCM<3	White
02 Triac dimming		Medium	3000K CRI>90 SDCM<3	Black
03 1-10V dimming		Wide	4000K CRI>90 SDCM<3	
04 Dali dimming		Super wide		

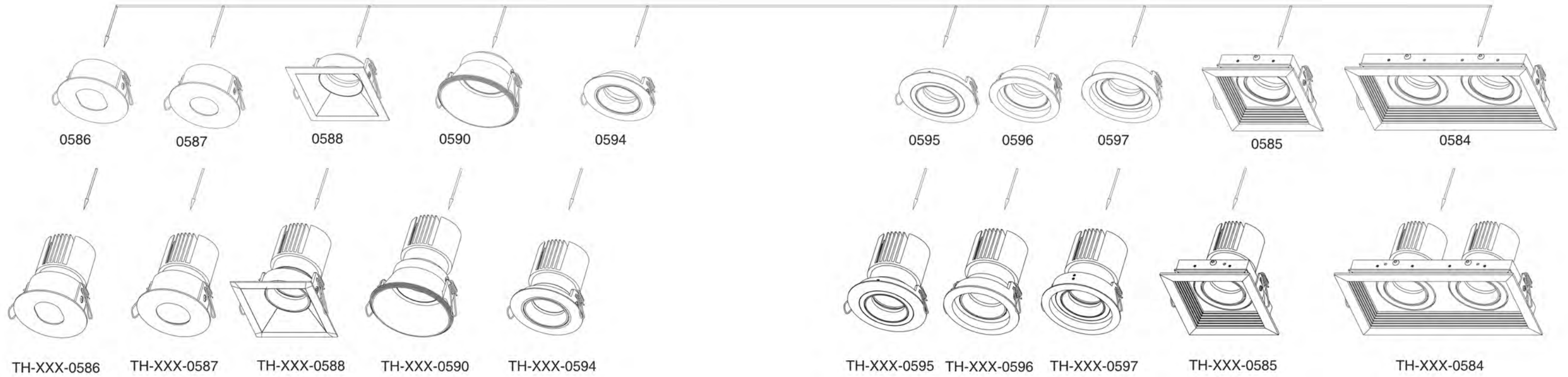
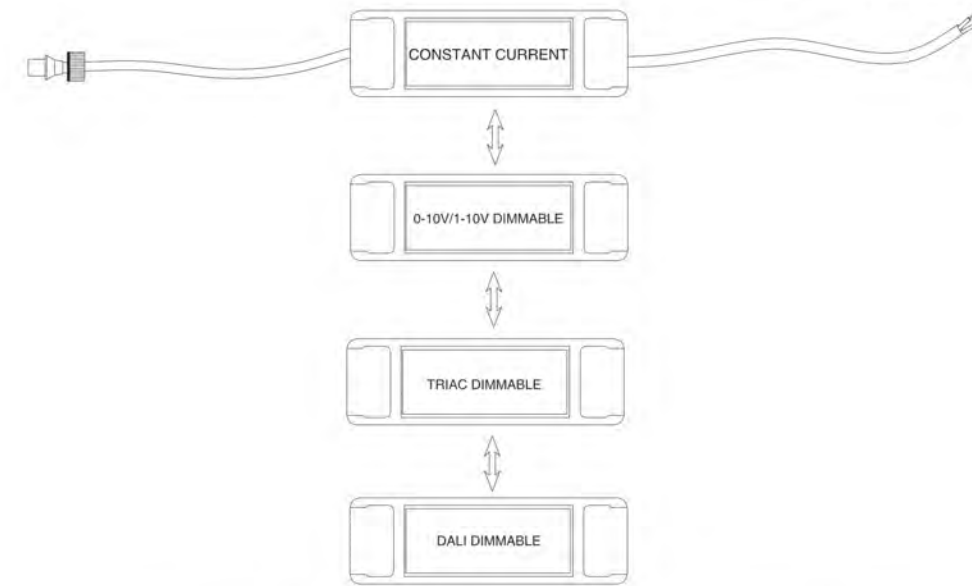
* More details available on request



Model number : TH-XXX-XXXX
 Trim number
 Module number

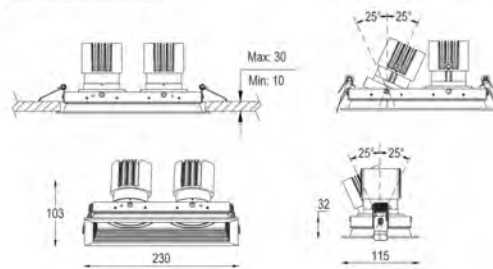


220V-240V AC 50/60Hz





7W/10W/15W



L220*W105*H113mm
Max 30mm

Suitable for AC220-240V 50/60Hz
Single: IP20
Control: On/Off, Triac, 1-10V, Dali dimming;
Lifetime 35000-50000H

7W TH-067-0584TJ

Lumen: 450-670 lm, 3000K CRI>90 Efficacy up to: 90 lm/W

Driver	Version	Optics	LED	Finishes
01 On/Off	180mA MAX: 7W	Narrow	2700K CRI>90 SDCM<3	White
02 Triac dimming		Medium	3000K CRI>90 SDCM<3	Black
03 1-10V dimming		Wide	3500K CRI>90 SDCM<3 4000K CRI>90 SDCM<3	

10W TH-010-0584TJ

Lumen: 650-950 lm, 3000K CRI>90 Efficacy up to: 90 lm/W

Driver	Version	Optics	LED	Finishes
01 On/Off	250mA MAX: 10W	Narrow	2700K CRI>90 SDCM<3	White
02 Triac dimming		Medium	3000K CRI>90 SDCM<3	Black
03 1-10V dimming		Wide	3500K CRI>90 SDCM<3 4000K CRI>90 SDCM<3	
04 Dali dimming				

15W TH-118-0584TJ

Lumen: 750-1500 lm, 3000K CRI>90 Efficacy up to: 90 lm/W

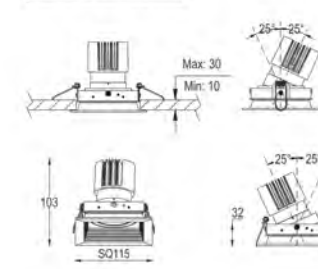
Driver	Version	Optics	LED	Finishes
01 On/Off	350mA MAX: 15W	Narrow	2700K CRI>90 SDCM<3	White
02 Triac dimming		Medium	3000K CRI>90 SDCM<3	Black
03 1-10V dimming		Wide	3500K CRI>90 SDCM<3 4000K CRI>90 SDCM<3	
04 Dali dimming				

* More details available on request

Accessories: Honeycomb Linear spread lens



7W/10W/15W



SQ105*H113mm
Max 30mm

Suitable for AC220-240V 50/60Hz
Single: IP20
Control: On/Off, Triac, 1-10V, Dali dimming;
Lifetime 35000-50000H

7W TH-067-0585TJ

Lumen: 450-670 lm, 3000K CRI>90 Efficacy up to: 90 lm/W

Driver	Version	Optics	LED	Finishes
01 On/Off	180mA MAX: 7W	Narrow	2700K CRI>90 SDCM<3	White
02 Triac dimming		Medium	3000K CRI>90 SDCM<3	Black
03 1-10V dimming		Wide	3500K CRI>90 SDCM<3 4000K CRI>90 SDCM<3	

10W TH-010-0585TJ

Lumen: 650-950 lm, 3000K CRI>90 Efficacy up to: 90 lm/W

Driver	Version	Optics	LED	Finishes
01 On/Off	250mA MAX: 10W	Narrow	2700K CRI>90 SDCM<3	White
02 Triac dimming		Medium	3000K CRI>90 SDCM<3	Black
03 1-10V dimming		Wide	3500K CRI>90 SDCM<3 4000K CRI>90 SDCM<3	
04 Dali dimming				

15W TH-118-0585TJ

Lumen: 750-1500 lm, 3000K CRI>90 Efficacy up to: 90 lm/W

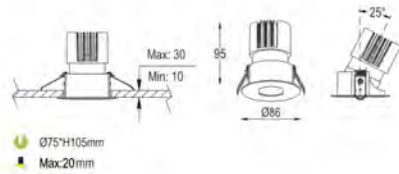
Driver	Version	Optics	LED	Finishes
01 On/Off	350mA MAX: 15W	Narrow	2700K CRI>90 SDCM<3	White
02 Triac dimming		Medium	3000K CRI>90 SDCM<3	Black
03 1-10V dimming		Wide	3500K CRI>90 SDCM<3 4000K CRI>90 SDCM<3	
04 Dali dimming				

* More details available on request

Accessories: Honeycomb Linear spread lens



7W/10W/15W



Ø75*H105mm
Max:20mm

Suitable for AC220-240V 50/60Hz
Single:IP20
Control: On/Off, Triac, 1-10V, Dali dimming;
Lifetime 35000-50000H

7W TH-067-0586TJ

Lumen:420-500lm,3000K CRI>90 Efficacy up to:70lm/W

Driver	Version	Optics	LED	Finishes
01 On/Off	180mA MAX: 7W	Narrow	2700K CRI>90 SDCM<3	White
02 Triac dimming		Medium	3000K CRI>90 SDCM<3	Black
03 1-10V dimming		Wide	3500K CRI>90 SDCM<3 4000K CRI>90 SDCM<3	

10W TH-010-0586TJ

Lumen:600-700lm,3000K CRI>90 Efficacy up to:70lm/W

Driver	Version	Optics	LED	Finishes
01 On/Off	250mA MAX: 10W	Narrow	2700K CRI>90 SDCM<3	White
02 Triac dimming		Medium	3000K CRI>90 SDCM<3	Black
03 1-10V dimming		Wide	3500K CRI>90 SDCM<3 4000K CRI>90 SDCM<3	
04 Dali dimming				

15W TH-118-0586TJ

Lumen:900-1050lm,3000K CRI>90 Efficacy up to:70lm/W

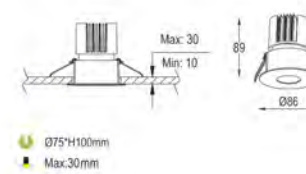
Driver	Version	Optics	LED	Finishes
01 On/Off	350mA MAX: 15W	Narrow	2700K CRI>90 SDCM<3	White
02 Triac dimming		Medium	3000K CRI>90 SDCM<3	Black
03 1-10V dimming		Wide	3500K CRI>90 SDCM<3 4000K CRI>90 SDCM<3	
04 Dali dimming				

* More details available on request

Accessories:
Honeycomb Linear spread lens



7W/10W/15W



Ø75*H100mm
Max:30mm

Suitable for AC220-240V 50/60Hz
Single:IP20
Control: On/Off, Triac, 1-10V, Dali dimming;
Lifetime 35000-50000H

7W TH-067-0587TJ

Lumen:420-500lm,3000K CRI>90 Efficacy up to:70lm/W

Driver	Version	Optics	LED	Finishes
01 On/Off	180mA MAX: 7W	Narrow	2700K CRI>90 SDCM<3	White
02 Triac dimming		Medium	3000K CRI>90 SDCM<3	Black
03 1-10V dimming		Wide	3500K CRI>90 SDCM<3 4000K CRI>90 SDCM<3	

10W TH-010-0587TJ

Lumen:600-700lm,3000K CRI>90 Efficacy up to:70lm/W

Driver	Version	Optics	LED	Finishes
01 On/Off	250mA MAX: 10W	Narrow	2700K CRI>90 SDCM<3	White
02 Triac dimming		Medium	3000K CRI>90 SDCM<3	Black
03 1-10V dimming		Wide	3500K CRI>90 SDCM<3 4000K CRI>90 SDCM<3	
04 Dali dimming				

15W TH-118-0587TJ

Lumen:900-1050lm,3000K CRI>90 Efficacy up to:70lm/W

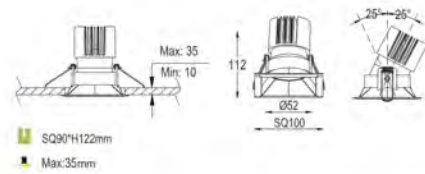
Driver	Version	Optics	LED	Finishes
01 On/Off	350mA MAX: 15W	Narrow	2700K CRI>90 SDCM<3	White
02 Triac dimming		Medium	3000K CRI>90 SDCM<3	Black
03 1-10V dimming		Wide	3500K CRI>90 SDCM<3 4000K CRI>90 SDCM<3	
04 Dali dimming				

* More details available on request

Accessories:
Honeycomb Linear spread lens



7W/10W/15W



Suitable for AC220-240V 50/60Hz
Single: IP20
Control: On/Off, Triac, 1-10V, Dali dimming;
Lifetime 35000-50000H

7W TH-067-0588TJ

Lumen: 450-670 lm, 3000K CRI>90 Efficacy up to: 90 lm/W

Driver	Version	Optics	LED	Finishes
01 On/Off	180mA MAX: 7W	Narrow	2700K CRI>90 SDCM<3	White
02 Triac dimming		Medium	3000K CRI>90 SDCM<3	Black
03 1-10V dimming		Wide	3500K CRI>90 SDCM<3	
			4000K CRI>90 SDCM<3	

10W TH-010-0588TJ

Lumen: 650-950 lm, 3000K CRI>90 Efficacy up to: 90 lm/W

Driver	Version	Optics	LED	Finishes
01 On/Off	250mA MAX: 10W	Narrow	2700K CRI>90 SDCM<3	White
02 Triac dimming		Medium	3000K CRI>90 SDCM<3	Black
03 1-10V dimming		Wide	3500K CRI>90 SDCM<3	
04 Dali dimming			4000K CRI>90 SDCM<3	

15W TH-118-0588TJ

Lumen: 750-1500 lm, 3000K CRI>90 Efficacy up to: 90 lm/W

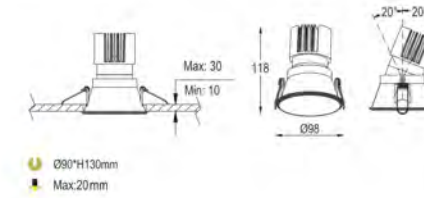
Driver	Version	Optics	LED	Finishes
01 On/Off	350mA MAX: 15W	Narrow	2700K CRI>90 SDCM<3	White
02 Triac dimming		Medium	3000K CRI>90 SDCM<3	Black
03 1-10V dimming		Wide	3500K CRI>90 SDCM<3	
04 Dali dimming			4000K CRI>90 SDCM<3	

* More details available on request

Accessories: Honeycomb Linear spread lens



7W/10W/15W



Suitable for AC220-240V 50/60Hz
Single: IP20
Control: On/Off, Triac, 1-10V, Dali dimming;
Lifetime 35000-50000H

7W TH-067-0590TJ

Lumen: 450-670 lm, 3000K CRI>90 Efficacy up to: 90 lm/W

Driver	Version	Optics	LED	Finishes
01 On/Off	180mA MAX: 7W	Narrow	2700K CRI>90 SDCM<3	White
02 Triac dimming		Medium	3000K CRI>90 SDCM<3	Black
03 1-10V dimming		Wide	3500K CRI>90 SDCM<3	
			4000K CRI>90 SDCM<3	

10W TH-010-0590TJ

Lumen: 650-950 lm, 3000K CRI>90 Efficacy up to: 90 lm/W

Driver	Version	Optics	LED	Finishes
01 On/Off	250mA MAX: 10W	Narrow	2700K CRI>90 SDCM<3	White
02 Triac dimming		Medium	3000K CRI>90 SDCM<3	Black
03 1-10V dimming		Wide	3500K CRI>90 SDCM<3	
04 Dali dimming			4000K CRI>90 SDCM<3	

15W TH-118-0590TJ

Lumen: 750-1500 lm, 3000K CRI>90 Efficacy up to: 90 lm/W

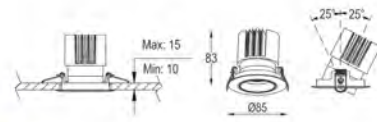
Driver	Version	Optics	LED	Finishes
01 On/Off	350mA MAX: 15W	Narrow	2700K CRI>90 SDCM<3	White
02 Triac dimming		Medium	3000K CRI>90 SDCM<3	Black
03 1-10V dimming		Wide	3500K CRI>90 SDCM<3	
04 Dali dimming			4000K CRI>90 SDCM<3	

* More details available on request

Accessories: Honeycomb Linear spread lens



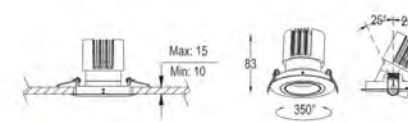
7W/10W/15W



Ø75*H93mm
Max: 15mm



7W/10W/15W



Ø85*H93mm
Max: 15mm

Suitable for AC220-240V 50/60Hz
Single: IP20
Control: On/Off, Triac, 1-10V, Dali dimming;
Lifetime 35000-50000H

7W TH-067-0594TJ

Lumen: 450-670 lm, 3000K CRI>90 Efficacy up to: 90 lm/W

Driver	Version	Optics	LED	Finishes
01 On/Off	180mA MAX: 7W	Narrow	2700K CRI>90 SDCM<3	White
02 Triac dimming		Medium	3000K CRI>90 SDCM<3	Black
03 1-10V dimming		Wide	3500K CRI>90 SDCM<3 4000K CRI>90 SDCM<3	

Suitable for AC220-240V 50/60Hz
Single: IP20
Control: On/Off, Triac, 1-10V, Dali dimming;
Lifetime 35000-50000H

7W TH-067-0595TJ

Lumen: 450-670 lm, 3000K CRI>90 Efficacy up to: 90 lm/W

Driver	Version	Optics	LED	Finishes
01 On/Off	180mA MAX: 7W	Narrow	2700K CRI>90 SDCM<3	White
02 Triac dimming		Medium	3000K CRI>90 SDCM<3	Black
03 1-10V dimming		Wide	3500K CRI>90 SDCM<3 4000K CRI>90 SDCM<3	

10W TH-010-0594TJ

Lumen: 650-950 lm, 3000K CRI>90 Efficacy up to: 90 lm/W

Driver	Version	Optics	LED	Finishes
01 On/Off	250mA MAX: 10W	Narrow	2700K CRI>90 SDCM<3	White
02 Triac dimming		Medium	3000K CRI>90 SDCM<3	Black
03 1-10V dimming		Wide	3500K CRI>90 SDCM<3 4000K CRI>90 SDCM<3	
04 Dali dimming				

10W TH-010-0595TJ

Lumen: 650-950 lm, 3000K CRI>90 Efficacy up to: 90 lm/W

Driver	Version	Optics	LED	Finishes
01 On/Off	250mA MAX: 10W	Narrow	2700K CRI>90 SDCM<3	White
02 Triac dimming		Medium	3000K CRI>90 SDCM<3	Black
03 1-10V dimming		Wide	3500K CRI>90 SDCM<3 4000K CRI>90 SDCM<3	
04 Dali dimming				

15W TH-118-0594TJ

Lumen: 750-1500 lm, 3000K CRI>90 Efficacy up to: 90 lm/W

Driver	Version	Optics	LED	Finishes
01 On/Off	350mA MAX: 15W	Narrow	2700K CRI>90 SDCM<3	White
02 Triac dimming		Medium	3000K CRI>90 SDCM<3	Black
03 1-10V dimming		Wide	3500K CRI>90 SDCM<3 4000K CRI>90 SDCM<3	
04 Dali dimming				

15W TH-118-0595TJ

Lumen: 750-1500 lm, 3000K CRI>90 Efficacy up to: 90 lm/W

Driver	Version	Optics	LED	Finishes
01 On/Off	350mA MAX: 15W	Narrow	2700K CRI>90 SDCM<3	White
02 Triac dimming		Medium	3000K CRI>90 SDCM<3	Black
03 1-10V dimming		Wide	3500K CRI>90 SDCM<3 4000K CRI>90 SDCM<3	
04 Dali dimming				

* More details available on request

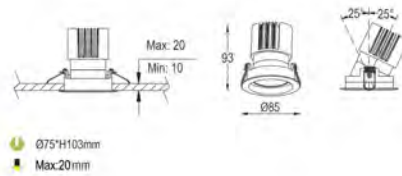
Accessories:
Honeycomb Linear spread lens

* More details available on request

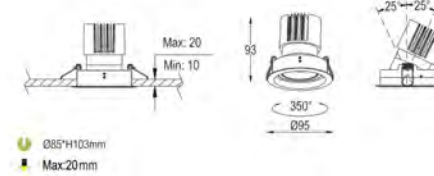
Accessories:
Honeycomb Linear spread lens



7W/10W/15W



7W/10W/15W



Suitable for AC220-240V 50/60Hz
 Single: IP20
 Control: On/Off, Triac, 1-10V, Dali dimming;
 Lifetime 35000-50000H

7W TH-067-0596TJ

Lumen: 450-670 lm, 3000K CRI>90 Efficacy up to: 90 lm/W

Driver	Version	Optics	LED	Finishes
01 On/Off	180mA MAX: 7W	Narrow	2700K CRI>90 SDCM<3	White
02 Triac dimming		Medium	3000K CRI>90 SDCM<3	Black
03 1-10V dimming		Wide	3500K CRI>90 SDCM<3	
			4000K CRI>90 SDCM<3	

Suitable for AC220-240V 50/60Hz
 Single: IP20
 Control: On/Off, Triac, 1-10V, Dali dimming;
 Lifetime 35000-50000H

7W TH-067-0597TJ

Lumen: 450-670 lm, 3000K CRI>90 Efficacy up to: 90 lm/W

Driver	Version	Optics	LED	Finishes
01 On/Off	180mA MAX: 7W	Narrow	2700K CRI>90 SDCM<3	White
02 Triac dimming		Medium	3000K CRI>90 SDCM<3	Black
03 1-10V dimming		Wide	3500K CRI>90 SDCM<3	
			4000K CRI>90 SDCM<3	

10W TH-010-0596TJ

Lumen: 650-950 lm, 3000K CRI>90 Efficacy up to: 90 lm/W

Driver	Version	Optics	LED	Finishes
01 On/Off	250mA MAX: 10W	Narrow	2700K CRI>90 SDCM<3	White
02 Triac dimming		Medium	3000K CRI>90 SDCM<3	Black
03 1-10V dimming		Wide	3500K CRI>90 SDCM<3	
04 Dali dimming			4000K CRI>90 SDCM<3	

10W TH-010-0597TJ

Lumen: 650-950 lm, 3000K CRI>90 Efficacy up to: 90 lm/W

Driver	Version	Optics	LED	Finishes
01 On/Off	250mA MAX: 10W	Narrow	2700K CRI>90 SDCM<3	White
02 Triac dimming		Medium	3000K CRI>90 SDCM<3	Black
03 1-10V dimming		Wide	3500K CRI>90 SDCM<3	
04 Dali dimming			4000K CRI>90 SDCM<3	

15W TH-118-0596TJ

Lumen: 750-1500 lm, 3000K CRI>90 Efficacy up to: 90 lm/W

Driver	Version	Optics	LED	Finishes
01 On/Off	350mA MAX: 15W	Narrow	2700K CRI>90 SDCM<3	White
02 Triac dimming		Medium	3000K CRI>90 SDCM<3	Black
03 1-10V dimming		Wide	3500K CRI>90 SDCM<3	
04 Dali dimming			4000K CRI>90 SDCM<3	

15W TH-118-0597TJ

Lumen: 750-1500 lm, 3000K CRI>90 Efficacy up to: 90 lm/W

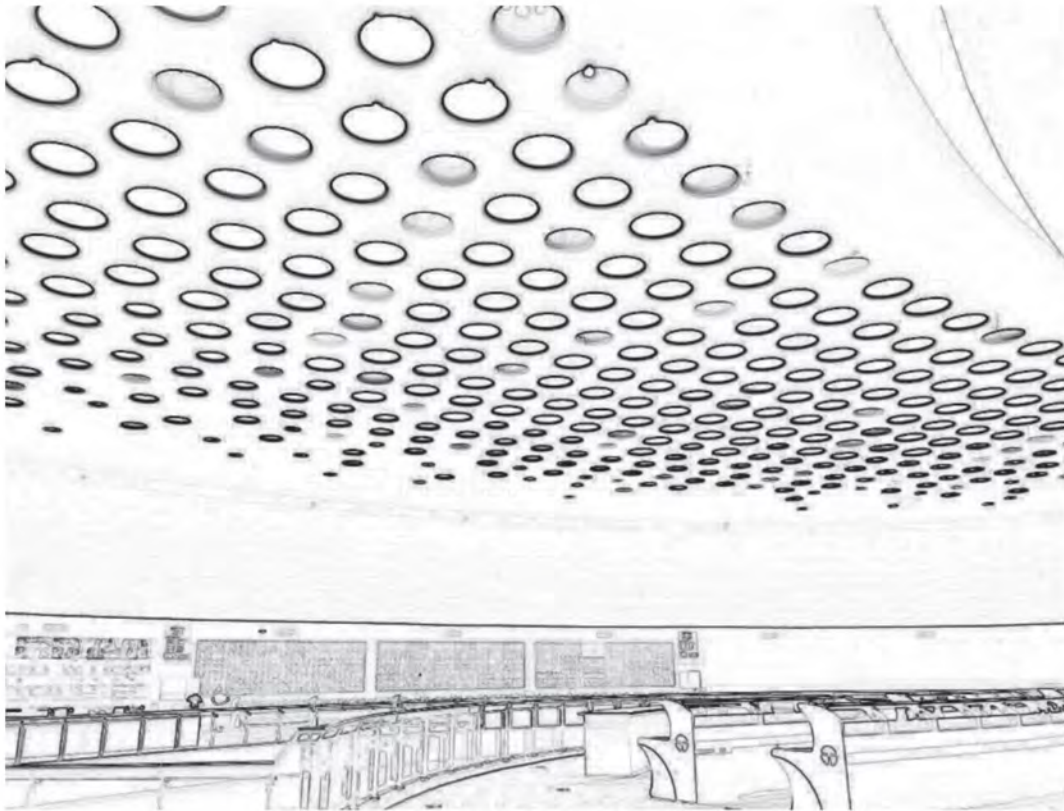
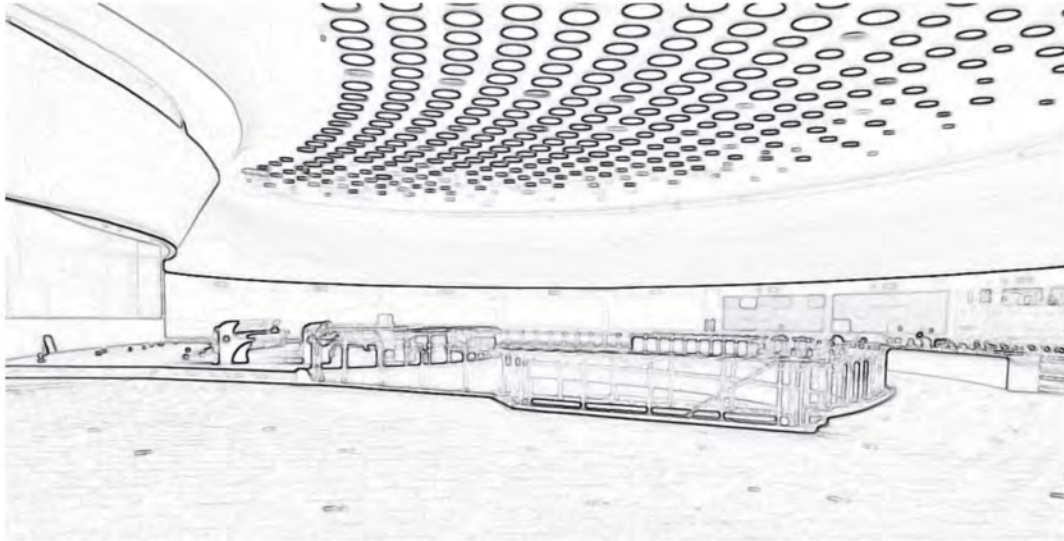
Driver	Version	Optics	LED	Finishes
01 On/Off	350mA MAX: 15W	Narrow	2700K CRI>90 SDCM<3	White
02 Triac dimming		Medium	3000K CRI>90 SDCM<3	Black
03 1-10V dimming		Wide	3500K CRI>90 SDCM<3	
04 Dali dimming			4000K CRI>90 SDCM<3	

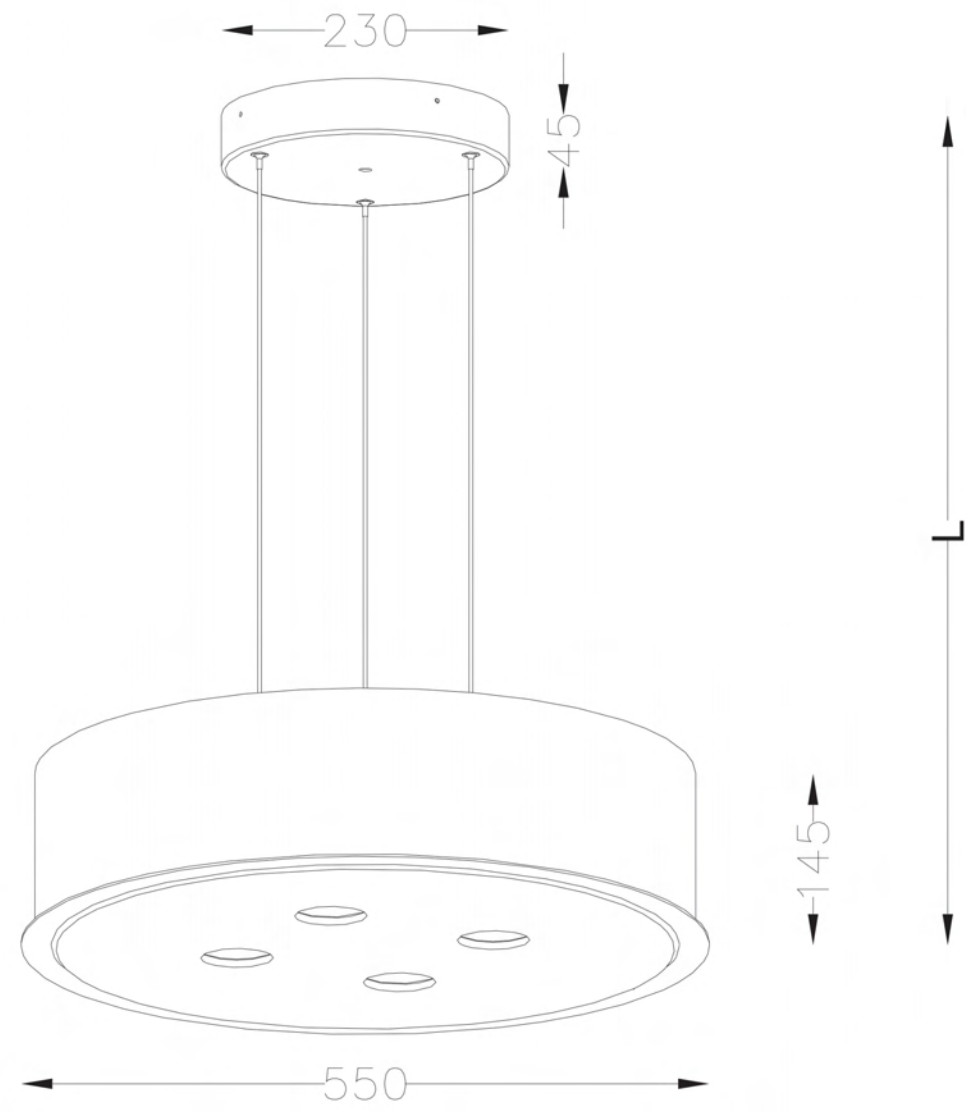
* More details available on request

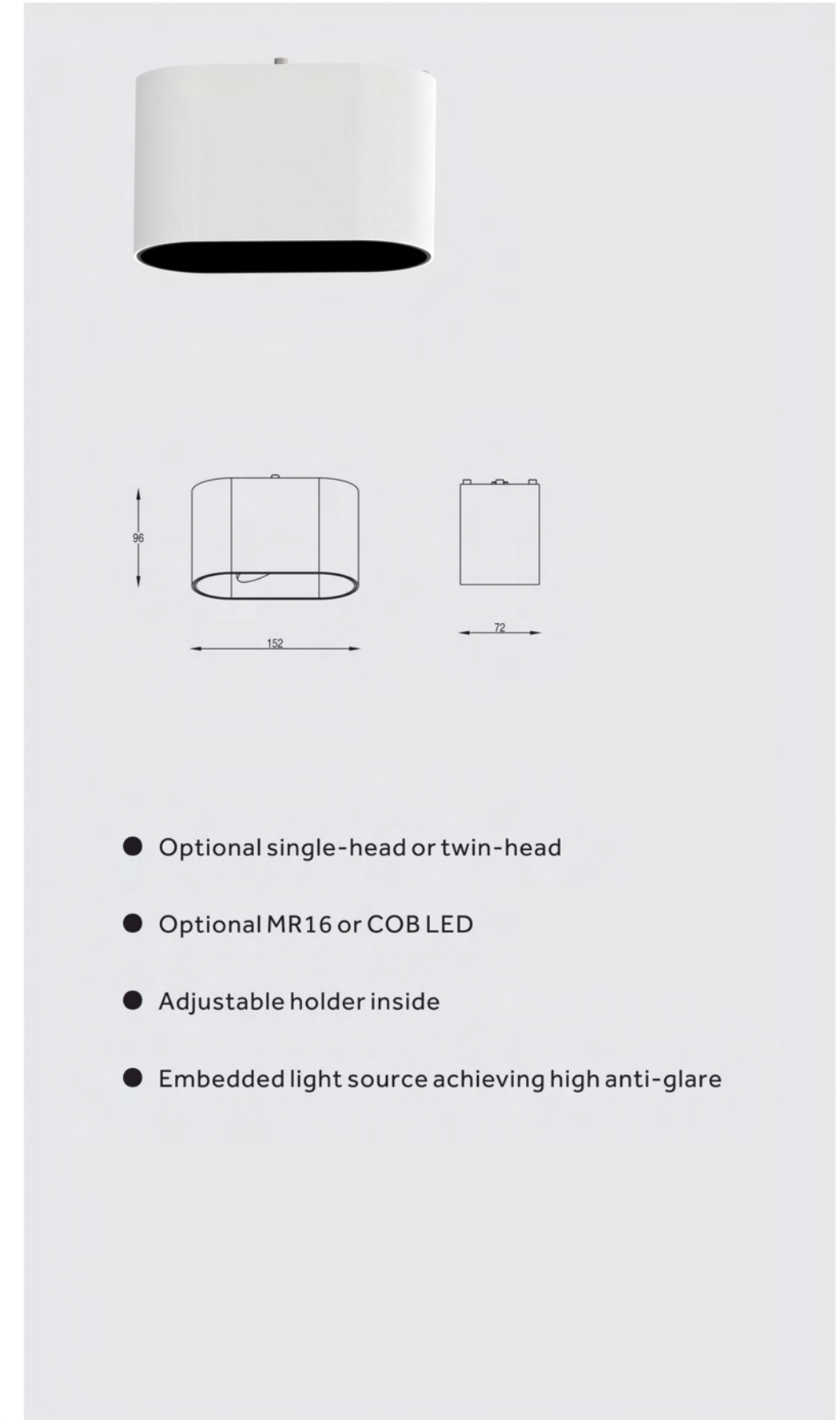
Accessories:
 Honeycomb Linear spread lens

* More details available on request

Accessories:
 Honeycomb Linear spread lens




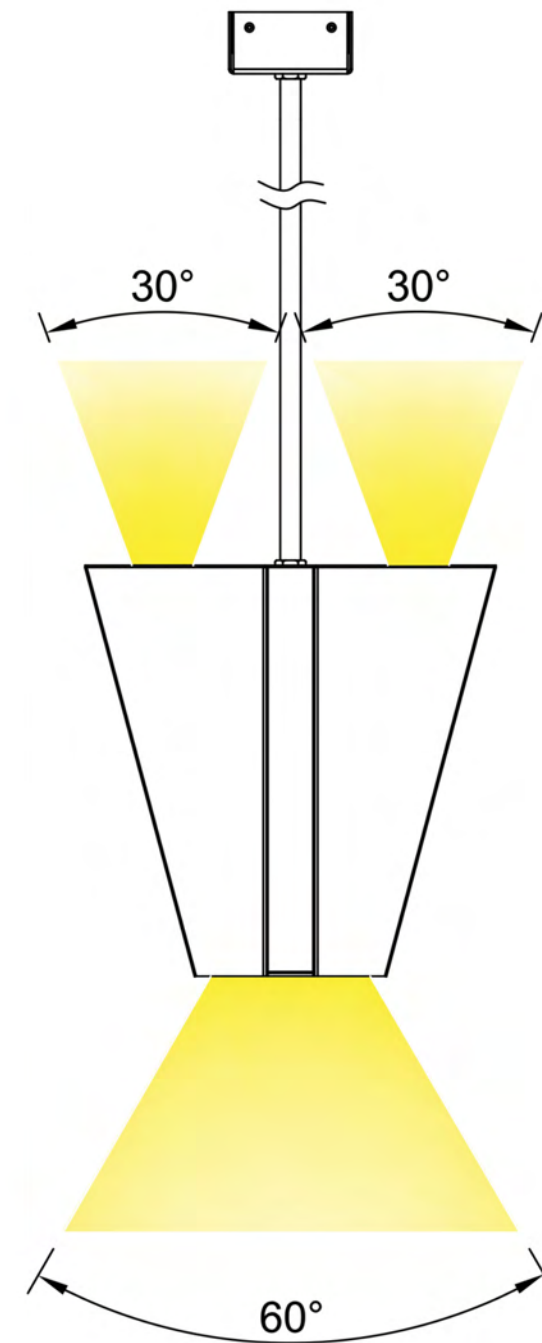




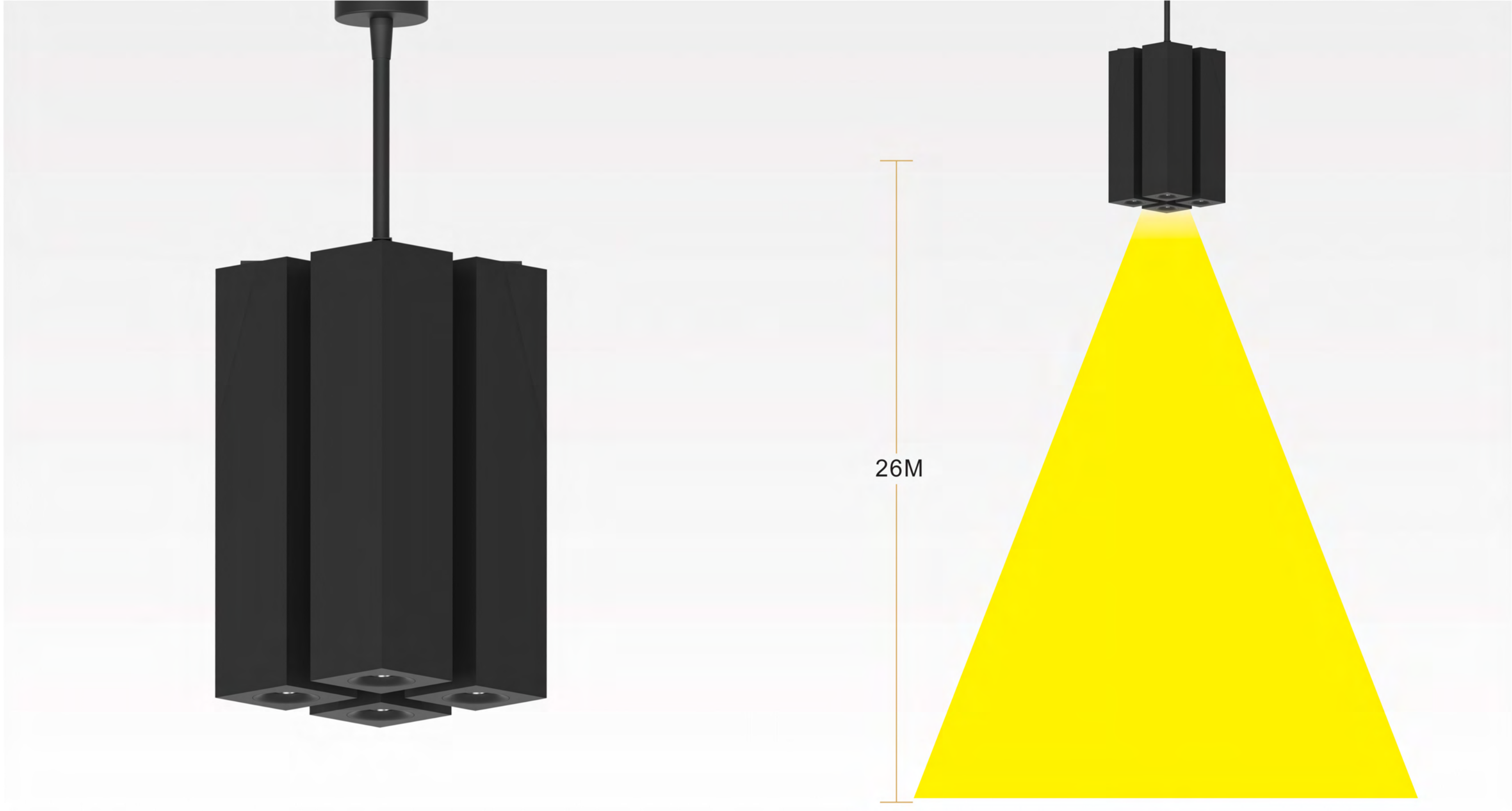


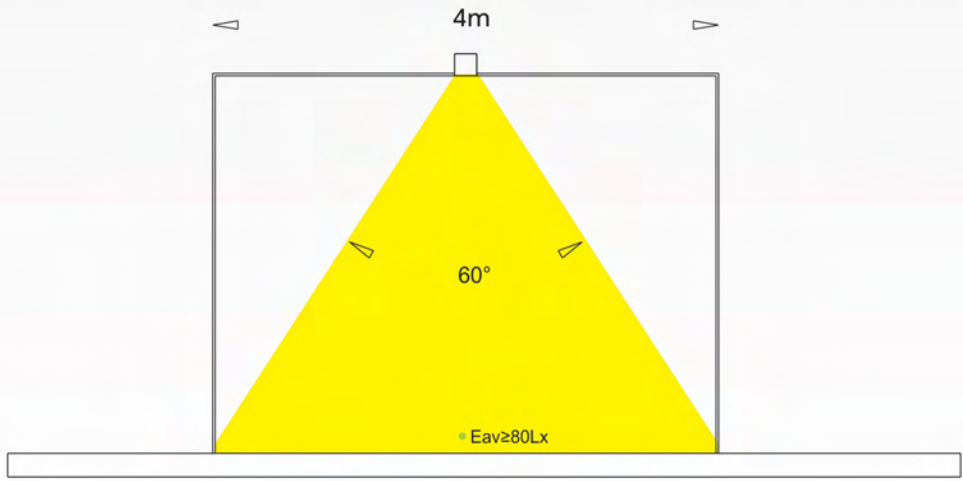
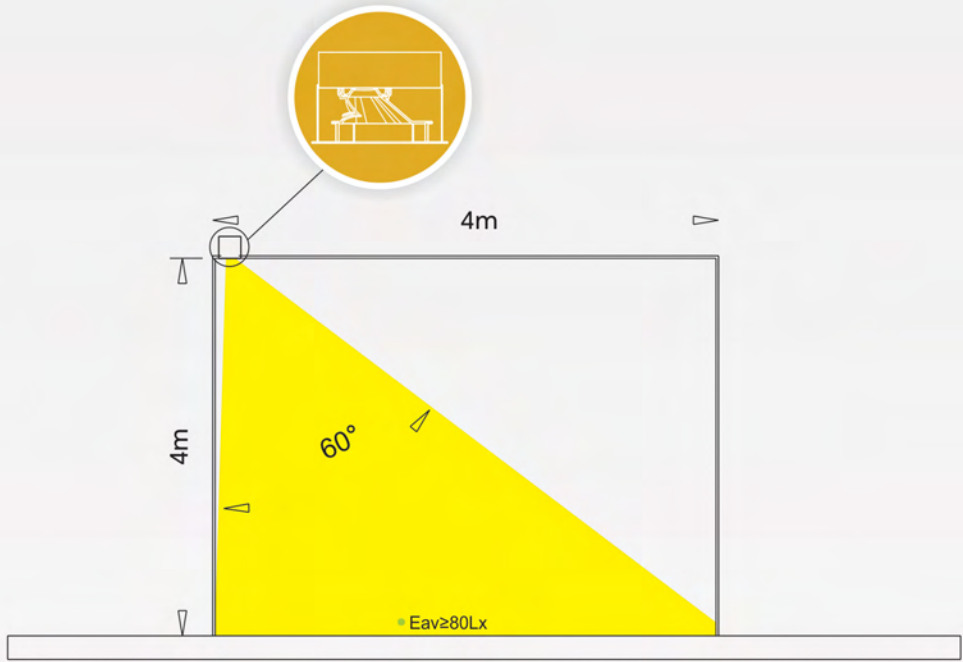

- Changeable beam angle, suitable for all scenes
- Optional power from 6W to 20W each head
- Custom-make for all length, max 2 meters

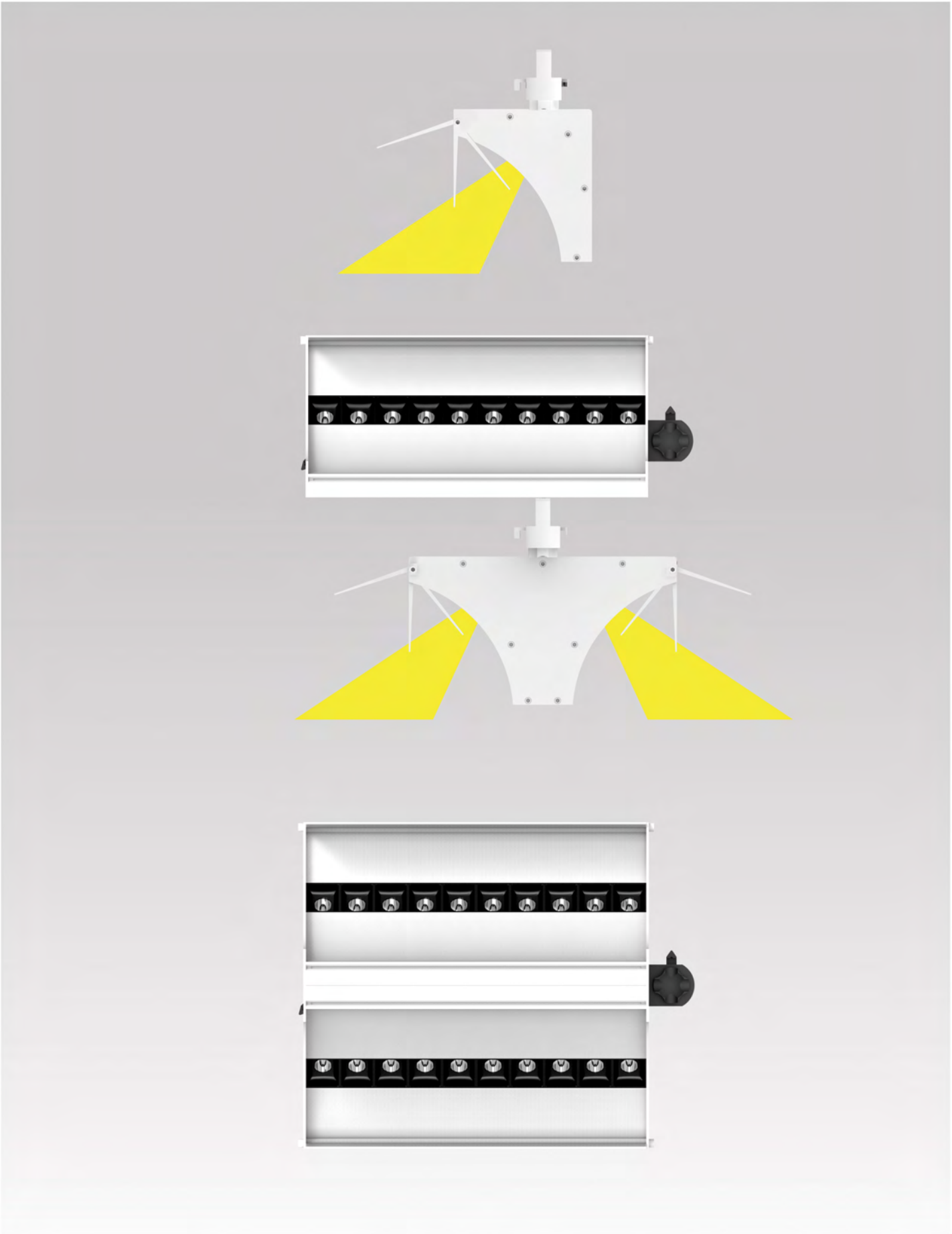





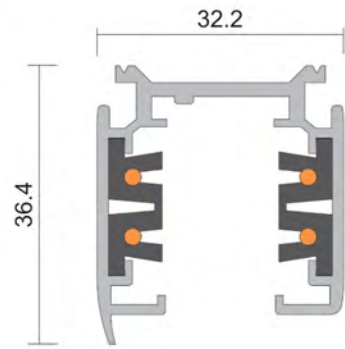



- Optional lighting source, like LED or matel halide
- Max power up to 300W
- Suitable for 30 meters height or below

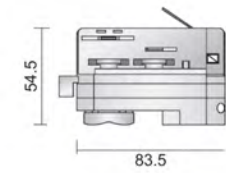





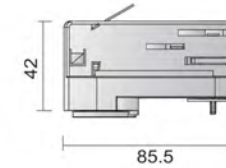




- Pro-0410**
1M track actual one meter.(100cm)
- Pro-0420**
2M track actual two meters. (200cm)
- Pro-0430**
3M track actual three meters. (300cm)
- Pro-04000**
4M track actual four meters. (400cm)


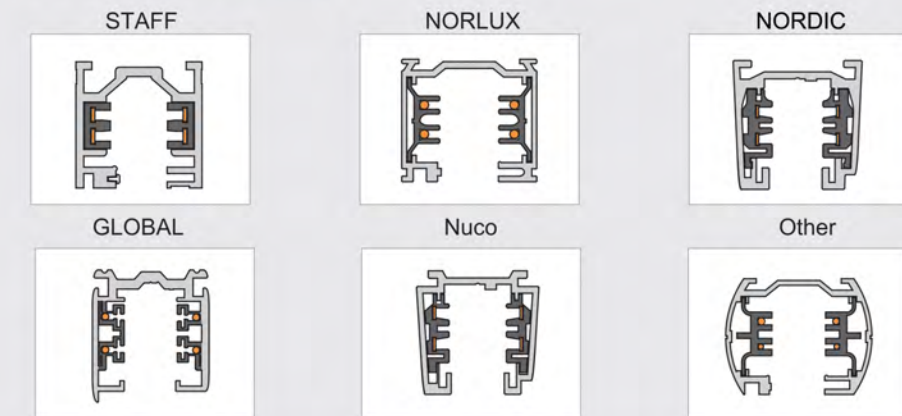


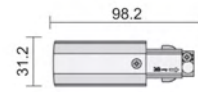
Pro-0440
3 circuits adaptor
Colour: White/Silver/Black



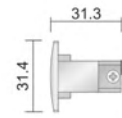
Pro-0440S
3 circuits adaptor(Slim)
Colour: White/Silver/Black

POWERGEAR 3 circuits track adaptor is universal compatible. It will work with the following brand track:
STAFF,NORLUX,GLOBAL,NUCO AND NORDIC
ONE PART ADAPT IT ALL !







Pro-0431 L
Live-end connector
Colour: White/Silver/Black



Pro-0432
End cap
To the track section end.
Colour: White/Silver/Black




Pro-A433
Mini joiner
A low profile connector to join
two straight track sections end-to-end
Colour: White/Silver/Black

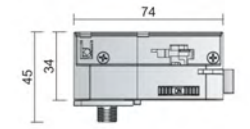




Pro-0434
Straight connector
To connect two track sections end-to-
-end. It provides a center feed option.
Colour: White/Silver/Black

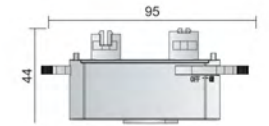




- Pro-0310**
1M track actual one meter. (100cm)
- Pro-0320**
2M track actual two meters. (200cm)
- Pro-0330**
3M track actual three meters. (300cm)
- Pro-03400**
4M track actual four meters.(400cm)
- Shell Material: Aluminum Extrusion
- Colour: White/Silver/Black



Pro-0340S
3 Wires adaptor
Color: White/Silver/Black

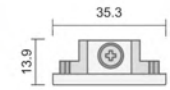


Pro-0340L
3 Wires adaptor
Colour: White/Silver/Black

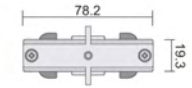






Pro-0331
Live-end connector
Colour: White/Silver/Black



Pro-0332
End cap
To the track sections end.
Color: White/Silver/Black



Pro-0333
Mini joiner
A low profile connector to join two straight track sections end-to-end.
Colour: White/Silver/Black



Pro-0334
Straight connector
To connect two track sections end-to-end. It provides a center feed option.
Colour: White/Silver/Black



